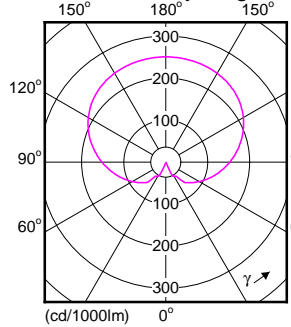


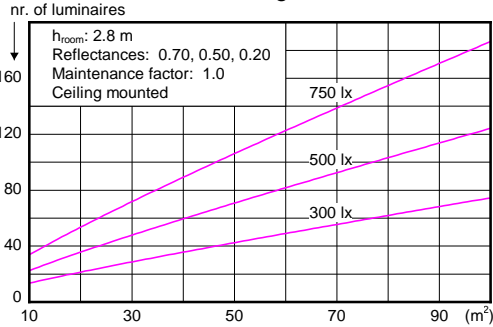
Mini bulb 1 x mini bulb / 3000K 3.5

1 x 350 lm

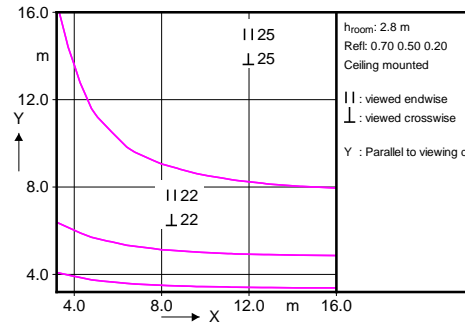
Polar intensity diagram



Quantity estimation diagram



UGR diagram



Light output ratio 1.86
 Service upward 1.32
 Service downward 0.54
 CIE flux code 8 30 61 29 186
 UGRcen (4Hx8H, 0.25H) 23

Utilisation factor table

Room Index k	Reflectances (%) for ceiling, walls and working plane (CIE)											
	0.80	0.80	0.70	0.70	0.70	0.70	0.50	0.50	0.30	0.30	0.30	0.00
0.50	0.50	0.50	0.50	0.50	0.50	0.30	0.30	0.10	0.30	0.10	0.00	0.00
0.30	0.10	0.30	0.20	0.10	0.10	0.10	0.10	0.10	0.10	0.10	0.00	0.00
0.60	0.60	0.57	0.53	0.52	0.51	0.38	0.29	0.22	0.20	0.14	0.02	0.02
0.80	0.76	0.71	0.67	0.65	0.63	0.50	0.38	0.30	0.26	0.21	0.05	0.05
1.00	0.89	0.83	0.79	0.76	0.74	0.60	0.46	0.38	0.32	0.26	0.07	0.07
1.25	1.02	0.94	0.90	0.87	0.83	0.70	0.54	0.46	0.37	0.32	0.09	0.09
1.50	1.13	1.02	0.99	0.95	0.91	0.78	0.60	0.52	0.42	0.36	0.12	0.12
2.00	1.29	1.15	1.13	1.07	1.02	0.91	0.70	0.62	0.50	0.44	0.16	0.16
2.50	1.40	1.23	1.23	1.16	1.10	0.99	0.77	0.70	0.55	0.50	0.20	0.20
3.00	1.48	1.29	1.30	1.23	1.16	1.06	0.82	0.76	0.59	0.55	0.22	0.22
4.00	1.59	1.38	1.40	1.31	1.24	1.15	0.90	0.84	0.65	0.61	0.27	0.27
5.00	1.67	1.43	1.47	1.37	1.29	1.21	0.95	0.90	0.70	0.66	0.30	0.30

Ceiling mounted

Luminance Table

Plane Cone	0.0	15.0	30.0	45.0	60.0	75.0	90.0
45.0	7647	7647	7647	7647	7647	7647	7647
50.0	8107	8107	8107	8107	8107	8107	8107
55.0	8634	8634	8634	8634	8634	8634	8634
60.0	9261	9261	9261	9261	9261	9261	9261
65.0	9955	9955	9955	9955	9955	9955	9955
70.0	10769	10769	10769	10769	10769	10769	10769
75.0	11704	11704	11704	11704	11704	11704	11704
80.0	12750	12750	12750	12750	12750	12750	12750
85.0	13948	13948	13948	13948	13948	13948	13948
90.0	15320	15320	15320	15320	15320	15320	15320

(cd/m²)

P0012449

2016-08-10