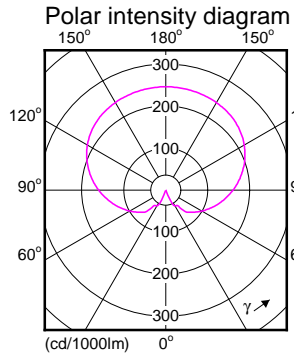
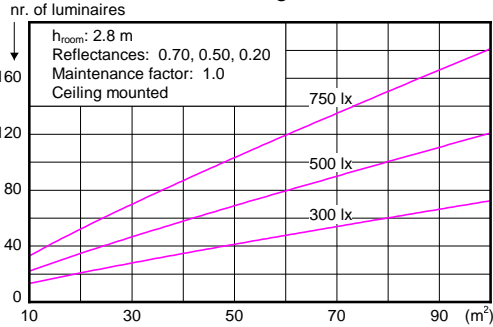


Mini bulb 1 x mini bulb / 6500K 3.5

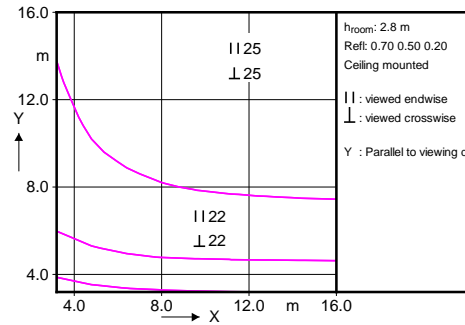
1 x 350 lm



Quantity estimation diagram



UGR diagram



Light output ratio 1.91
 Service upward 1.32
 Service downward 0.59
 CIE flux code 8 31 61 31 191
 UGRcen (4Hx8H, 0.25H) 24

Utilisation factor table

Room Index k	Reflectances (%) for ceiling, walls and working plane (CIE)											
	0.80	0.80	0.70	0.70	0.70	0.70	0.50	0.50	0.30	0.30	0.10	0.00
0.50	0.50	0.50	0.50	0.50	0.30	0.30	0.10	0.10	0.00	0.00	0.00	0.00
0.30	0.10	0.30	0.20	0.10	0.10	0.10	0.10	0.10	0.10	0.10	0.00	0.00
0.60	0.61	0.58	0.54	0.53	0.52	0.39	0.29	0.22	0.20	0.15	0.02	0.00
0.80	0.78	0.73	0.69	0.67	0.65	0.51	0.39	0.31	0.27	0.21	0.05	0.00
1.00	0.91	0.85	0.81	0.78	0.75	0.61	0.47	0.39	0.33	0.27	0.08	0.00
1.25	1.05	0.96	0.93	0.89	0.86	0.72	0.55	0.47	0.39	0.33	0.11	0.00
1.50	1.16	1.05	1.02	0.98	0.94	0.80	0.62	0.54	0.44	0.38	0.13	0.00
2.00	1.32	1.18	1.16	1.10	1.05	0.93	0.72	0.64	0.52	0.46	0.18	0.00
2.50	1.43	1.26	1.26	1.19	1.13	1.02	0.79	0.72	0.58	0.52	0.22	0.00
3.00	1.52	1.33	1.34	1.26	1.19	1.09	0.85	0.78	0.62	0.57	0.25	0.00
4.00	1.64	1.42	1.44	1.35	1.27	1.18	0.93	0.87	0.68	0.64	0.29	0.00
5.00	1.72	1.47	1.51	1.41	1.33	1.25	0.98	0.93	0.73	0.69	0.33	0.00

Ceiling mounted

Luminance Table

Plane Cone	0.0	15.0	30.0	45.0	60.0	75.0	90.0
45.0	8263	8263	8263	8263	8263	8263	8263
50.0	8740	8740	8740	8740	8740	8740	8740
55.0	9299	9299	9299	9299	9299	9299	9299
60.0	9955	9955	9955	9955	9955	9955	9955
65.0	10682	10682	10682	10682	10682	10682	10682
70.0	11529	11529	11529	11529	11529	11529	11529
75.0	12471	12471	12471	12471	12471	12471	12471
80.0	13541	13541	13541	13541	13541	13541	13541
85.0	14728	14728	14728	14728	14728	14728	14728
90.0	16116	16116	16116	16116	16116	16116	16116

(cd/m²)

P0012449

2016-08-10