

| Catalog No. | Finishes    | Mounting           | Lamps                         |
|-------------|-------------|--------------------|-------------------------------|
| 6282        | Matte White | All Lytespan Track | 75W PAR-30 (Tungsten-Halogen) |
| 6283        | Matte Black | Systems            |                               |

### General Description

Minimal, functional form with clearly detailed yoke and attractive ring shaped lampholder. Fixture is specially designed to use efficient, precise controlled 75W PAR-30 tungsten halogen lamp which gives a whiter, brighter light than standard incandescent reflector and PAR lamps. With a choice of narrow flood and narrow spot beam spread, they are ideal for jewelry display, sculpture and other merchandise applications. Tensioned trunion mounting allows Lytespot to remain fixed at any angle. Unit adjusts horizontally up to 350°, vertically up to 90°.

### Finish

All painted finishes baked enamel.

### Electrical

Porcelain socket, medium base, nickel plated screw shell. No. 18 braided SF-1 leads.

### Labels

UL; C.S.A.; I.B.E.W.

Valox® is a trademark of General Electric.

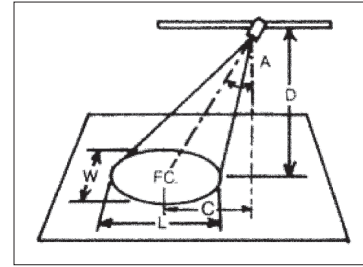
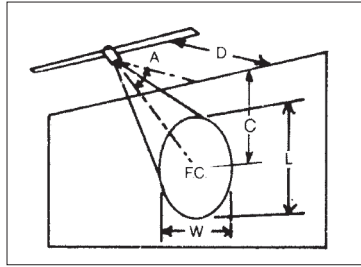
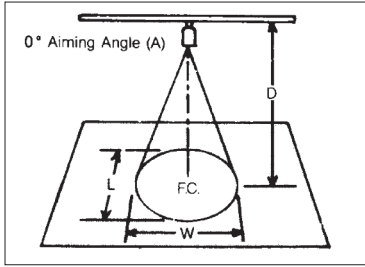
| Job Information  | Type: |
|------------------|-------|
| <b>Job Name:</b> |       |
| <b>Cat. No.:</b> |       |
| <b>Lamp(s):</b>  |       |
| <b>Notes:</b>    |       |

**Lightolier** a Genlyte Thomas Company [www.lightolier.com](http://www.lightolier.com)  
 631 Airport Road, Fall River, MA 02720 • (508) 679-8131 • Fax (508) 674-4710  
 We reserve the right to change details of design, materials and finish.  
 © 2002 Genlyte Thomas Group LLC (Lightolier Division) • A0902

**LIGHTOLIER®**



**Lighting Data**



| LAMP                 | BEAM SPREAD<br>(To 50% Max. CP) | BEAM CTR.<br>C.P.<br>(Candelas) | RATED LIFE<br>(Hours) | 0° AIMING ANGLE (A) |      |               |                | 30° AIMING ANGLE (A) |      |               |                | 45° AIMING ANGLE (A) |      |               |                | 60° AIMING ANGLE (A) |      |               |                |     |       |      |
|----------------------|---------------------------------|---------------------------------|-----------------------|---------------------|------|---------------|----------------|----------------------|------|---------------|----------------|----------------------|------|---------------|----------------|----------------------|------|---------------|----------------|-----|-------|------|
|                      |                                 |                                 |                       | DIST. ANCE (D)      | F.C. | BEAM LGTH (L) | BEAM WIDTH (W) | DIST. ANCE (D)       | F.C. | BEAM LGTH (L) | BEAM WIDTH (W) | DIST. ANCE (D)       | F.C. | BEAM LGTH (L) | BEAM WIDTH (W) | DIST. ANCE (D)       | F.C. | BEAM LGTH (L) | BEAM WIDTH (W) |     |       |      |
| 50W PAR-30 NSP (T-H) | 12°                             | 6,500                           | 2,000                 | 6'                  | 181  | 1.3'          | 1.3'           | 5'                   | 2.9' | 1.69          | 1.4'           | 1.2'                 | 3'   | 3.0'          | 255            | 1.3'                 | 0.9' | 2'            | 3.5'           | 203 | 1.7'  | 0.8' |
|                      |                                 |                                 |                       | 8'                  | 102  | 1.7'          | 1.7'           | 7'                   | 4.0' | 86            | 2.0'           | 1.7'                 | 5'   | 5.0'          | 92             | 2.1'                 | 1.5' | 3'            | 5.2'           | 90  | 2.6'  | 1.3' |
|                      |                                 |                                 |                       | 10'                 | 65   | 2.1'          | 2.1'           | 9'                   | 5.2' | 52            | 2.5'           | 2.2'                 | 7'   | 7.0'          | 47             | 3.0'                 | 2.1' | 4'            | 6.9'           | 51  | 3.5'  | 1.7' |
|                      |                                 |                                 |                       | 12'                 | 45   | 2.5'          | 2.5'           | 11'                  | 6.4' | 35            | 3.1'           | 2.7'                 | 9'   | 9.0'          | 28             | 3.8'                 | 2.7' | 5'            | 8.7'           | 33  | 4.3'  | 2.1' |
| 50W PAR-30 NFL (T-H) | 32°                             | 1,750                           | 2,000                 | 4'                  | 109  | 2.3'          | 2.3'           | 3'                   | 1.7' | 126           | 2.4'           | 2.0'                 | 3'   | 3.0'          | 69             | 3.7'                 | 2.4' | 1'            | 1.7'           | 219 | 3.0'  | 1.1' |
|                      |                                 |                                 |                       | 6'                  | 49   | 3.4'          | 3.4'           | 5'                   | 2.9' | 45            | 3.9'           | 3.3'                 | 4'   | 4.0'          | 39             | 5.0'                 | 3.2' | 2'            | 3.5'           | 55  | 6.1'  | 2.3' |
|                      |                                 |                                 |                       | 8'                  | 27   | 4.6'          | 4.6'           | 7'                   | 4.0' | 23            | 5.5'           | 4.6'                 | 5'   | 5.0'          | 25             | 6.2'                 | 4.1' | 3'            | 5.2'           | 24  | 9.1'  | 3.4' |
|                      |                                 |                                 |                       | 10'                 | 17   | 5.7'          | 5.7'           | 9'                   | 5.2' | 14            | 7.1'           | 6.0'                 | 6'   | 6.0'          | 17             | 7.5'                 | 4.9' | 4'            | 6.9'           | 14  | 12.2' | 4.6' |
| 50W PAR-30 FL (T-H)  | 42°                             | 1,100                           | 2,000                 | 3'                  | 122  | 2.3'          | 2.3'           | 3'                   | 1.7' | 79            | 3.2'           | 2.7'                 | 2'   | 2.0'          | 97             | 3.6'                 | 2.2' | 1'            | 1.7'           | 138 | 5.5'  | 1.5' |
|                      |                                 |                                 |                       | 5'                  | 44   | 3.8'          | 3.8'           | 5'                   | 2.9' | 29            | 5.4'           | 4.4'                 | 3'   | 3.0'          | 43             | 5.4'                 | 3.3' | 2'            | 3.5'           | 34  | 11.0' | 3.1' |
|                      |                                 |                                 |                       | 7'                  | 22   | 5.4'          | 5.4'           | 7'                   | 4.0' | 15            | 7.5'           | 6.2'                 | 4'   | 4.0'          | 24             | 7.2'                 | 4.3' | 3'            | 5.2'           | 15  | 16.5' | 4.6' |
|                      |                                 |                                 |                       | 9'                  | 14   | 6.9'          | 6.9'           | 9'                   | 5.2' | 9             | 9.7'           | 8.0'                 | 5'   | 5.0'          | 16             | 9.0'                 | 5.4' | 4'            | 6.9'           | 9   | 22.0' | 6.1' |
| 75W PAR-30 NSP (T-H) | 12°                             | 10,500                          | 2,000                 | 8'                  | 164  | 1.7'          | 1.7'           | 7'                   | 4.0' | 139           | 2.0'           | 1.7'                 | 5'   | 5.0'          | 148            | 2.1'                 | 1.5' | 3'            | 5.2'           | 146 | 2.6'  | 1.3' |
|                      |                                 |                                 |                       | 12'                 | 73   | 2.5'          | 2.5'           | 10'                  | 5.8' | 68            | 2.8'           | 2.4'                 | 7'   | 7.0'          | 76             | 3.0'                 | 2.1' | 4'            | 6.9'           | 82  | 3.5'  | 1.7' |
|                      |                                 |                                 |                       | 16'                 | 41   | 3.4'          | 3.4'           | 13'                  | 7.5' | 40            | 3.7'           | 3.2'                 | 9'   | 9.0'          | 46             | 3.8'                 | 2.7' | 5'            | 8.7'           | 53  | 4.3'  | 2.1' |
|                      |                                 |                                 |                       | 20'                 | 26   | 4.2'          | 4.2'           | 16'                  | 9.2' | 27            | 4.5'           | 3.9'                 | 11'  | 11.0'         | 31             | 4.7'                 | 3.3' | 6'            | 10.4'          | 36  | 5.2'  | 2.5' |
| 75W PAR-30 NFL (T-H) | 32°                             | 3,000                           | 2,000                 | 6'                  | 83   | 3.4'          | 3.4'           | 5'                   | 2.9' | 78            | 3.9'           | 3.3'                 | 3'   | 3.0'          | 118            | 3.7'                 | 2.4' | 2'            | 3.5'           | 94  | 6.1'  | 2.3' |
|                      |                                 |                                 |                       | 8'                  | 47   | 4.6'          | 4.6'           | 7'                   | 4.0' | 40            | 5.5'           | 4.6'                 | 5'   | 5.0'          | 42             | 6.2'                 | 4.1' | 3'            | 5.2'           | 42  | 9.1'  | 3.4' |
|                      |                                 |                                 |                       | 10'                 | 30   | 5.7'          | 5.7'           | 9'                   | 5.2' | 24            | 7.1'           | 6.0'                 | 7'   | 7.0'          | 22             | 8.7'                 | 5.7' | 4'            | 6.9'           | 23  | 12.2' | 4.6' |
|                      |                                 |                                 |                       | 12'                 | 21   | 6.9'          | 6.9'           | 11'                  | 6.4' | 16            | 8.6'           | 7.3'                 | 9'   | 9.0'          | 13             | 11.2'                | 7.3' | 5'            | 8.7'           | 15  | 15.2' | 5.7' |
| 75W PAR-30 FL (T-H)  | 42°                             | 1,800                           | 2,000                 | 4'                  | 113  | 3.1'          | 3.1'           | 3'                   | 1.7' | 130           | 3.2'           | 2.7'                 | 3'   | 3.0'          | 71             | 5.4'                 | 3.3' | 1'            | 1.7'           | 225 | 5.5'  | 1.5' |
|                      |                                 |                                 |                       | 6'                  | 50   | 4.6'          | 4.6'           | 5'                   | 2.9' | 47            | 5.4'           | 4.4'                 | 4'   | 4.0'          | 40             | 7.2'                 | 4.3' | 2'            | 3.5'           | 56  | 11.0' | 3.1' |
|                      |                                 |                                 |                       | 8'                  | 28   | 6.1'          | 6.1'           | 7'                   | 4.0' | 24            | 7.5'           | 6.2'                 | 5'   | 5.0'          | 25             | 9.0'                 | 5.4' | 3'            | 5.2'           | 25  | 16.5' | 4.6' |
|                      |                                 |                                 |                       | 10'                 | 18   | 7.7'          | 7.7'           | 9'                   | 5.2' | 14            | 9.7'           | 8.0'                 | 6'   | 6.0'          | 18             | 10.8'                | 6.5' | 4'            | 6.9'           | 14  | 22.0' | 6.1' |

(FC) is the initial footcandles at the center of the beam.  
(L) and (W) are to the point that the candlepower drops to 50% of maximum.

**Job Information** **Type:**

Lightolier a Genlyte Thomas Company [www.lightolier.com](http://www.lightolier.com)  
631 Airport Road, Fall River, MA 02720 • (508) 679-8131 • Fax (508) 674-4710  
We reserve the right to change details of design, materials and finish.  
© 2002 Genlyte Thomas Group LLC (Lightolier Division) • A0902

**LIGHTOLIER®**