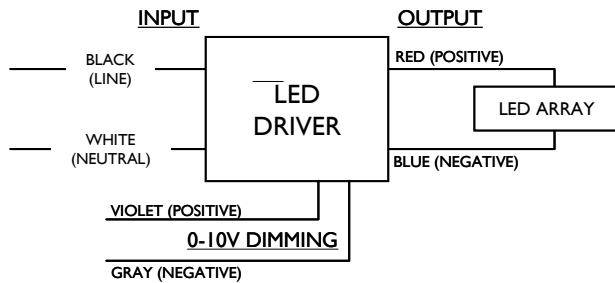


LEDINTA0024V41DLO	
Brand Name	XITANIUM
Description	100W 24V 4.1A 0-10V Dim
Input Voltage	120~277V
Input Frequency	50/60Hz
RoHS	Yes
Status	Active

Electrical Specifications

Max. Output Power (W)	Output Voltage (V)	Output Current (A)	Tcase Max	Input Current (A)	Max. Input Power (W)	Inrush Current (A _{pk} /μs)	Max. THD (%)	Min. Power Factor	Surge Protection (KV)	Weight (Lbs)	Envir. Protection Rating
100	24.0	0.10~4.16	85°C	0.95 @ 120V 0.40 @ 277V	117	100/200	20	0.9	3.0	2.8/1270	UL Dry & Damp

Wiring Diagram



Input, Output and 0-10V Dimming use lead-wires. Lead-wires are 18AWG 105C/600V solid copper

Standard Lead Length

	in.	cm.
Black	9	22
White	9	22
Blue	9	22
Red	9	22
Gray	9	22
Violet	9	22

Maximum Wiring Distance (at full load)

Wire Size (AWG)	Distance (feet)
26	3
24	4
22	7
20	11
18	18
16	29
14	46
12	71
10	120

Dimming Method	Dimming Range (%)	Min. Output Voltage (V)	Min. Output Power (W)
0-10V	100% ~ 25%	15.0~24.0	60.0

Enclosure



	in. (mm)
Case Length	8.38 (211.1)
Case Width	2.35 (59.1)
Case Height	1.47 (37.1)
Mounting Length	9.0 (226.2)
Mounting Width	1.7 (42.9)
Overall Length	9.54 (240.5)



UL Class 2
E220165



7310_S-000
3426-32



Revised 01162012

PHILIPS LIGHTING N.A.

10275 WEST HIGGINS ROAD · ROSEMONT, IL 60018
Tel: 800-322-2086 · Fax: 888-423-1882 · www.philips.com/advance
Customer Support/Technical Service: 800-372-3331 · OEM Support: 866-915-5886

LEDINTA0024V41DLO	
Brand Name	XITANIUM
Description	100W 24V 4.1A 0-10V Dim
Input Voltage	120~277V
Input Frequency	50/60Hz
RoHS	Yes
Status	Active

Installation & Application Notes:

Section I – Physical Characteristics

- 1.1 LED Driver shall be installed inside an electrical enclosure.
- 1.2 Wiring inside electrical enclosure shall comply with 600V/105°C rating or higher.

Section II – Performance

- 2.1 LED Driver is UL Class 2 power unit as per UL1310. It is also listed in the UL Sign Accessory Manual (UL SAM).
- 2.2 LED Driver has Class A sound rating.
- 2.3 LED Driver has a minimum operating ambient temperature of -40°C.
- 2.4 LED Driver has a life expectancy of 50,000 hours at Tcase of ≤ 75°C.
- 2.5 LED Driver has a life expectancy of 100,000 hours at Tcase of ≤ 65°C.
- 2.6 LED Driver has a typical self rise of 25°C at maximum load in open air without heat sink.
- 2.7 LED Driver is certified by UL for use in a dry or damp location (Outdoor Type I).
- 2.8 LED Driver tolerates sustained open circuit and short circuit output conditions without damage.
- 2.9 LED Driver maximum allowable case temperature is 85°C – see product label for measurement location.
- 2.10 LED Driver reduces output power to LEDs if maximum allowable case temperature is exceeded.
- 2.11 LED Driver complies with FCC rules and regulations, as per Title 47 CFR Part 15 Non-Consumer (Class A).

Section III – UL Conditions of Acceptability (File E220165)

When installed in the end product, consideration shall be given to the following:

- 3.1 These LED Drivers have been evaluated to comply with Class 2 output criteria.
- 3.2 These LED Drivers are only suitable for use in Dry and Damp locations.
- 3.3 These products are rated as follows:

Model	Input, 60 Hz.			OUTPUT V@Amperes DC
	Volt/V	Amp/A	Power/W	
LEDINTA0024V41DLO	120-277	0.95-0.40	100	24V@4.1 (*)
LEDINTA0024V41FLO	120-277	0.95-0.40	100	24V@4.1 (*)
LEDINTA0024V41FO	120-277	0.95-0.40	100	24V@4.1 (*)
LEDINTA0024V30FLO	120-277	0.72-0.32	72	24@3.0 (**)
LEDINTA0024V30DLO	120-277	0.72-0.32	72	24@3.0 (**)
LEDINTA0024V20FLO	120-277	0.48-0.22	48	24@2.0 (***)
LEDINTA0024V20DLO	120-277	0.48-0.22	48	24@2.0 (***)
LEDINTA0024V32FO	120-277	0.75-0.35	77	24@3.2 (+)
LEDINTA0024V22FO	120-277	0.50-0.25	53	24@2.2 (++)

- (*) - For connection to LED array consisting of 100 Watt maximum.
 (**) - For connection to LED array consisting of 72 Watt maximum.
 (***) - For connection to LED array consisting of 48 Watt maximum.
 (+) - For connection to LED array consisting of 77 Watt maximum.
 (++) - For connection to LED array consisting of 53 Watt maximum.

Revised 01162012

PHILIPS LIGHTING N.A.

10275 WEST HIGGINS ROAD · ROSEMONT, IL 60018
 Tel: 800-322-2086 · Fax: 888-423-1882 · www.philips.com/advance
 Customer Support/Technical Service: 800-372-3331 · OEM Support: 866-915-5886

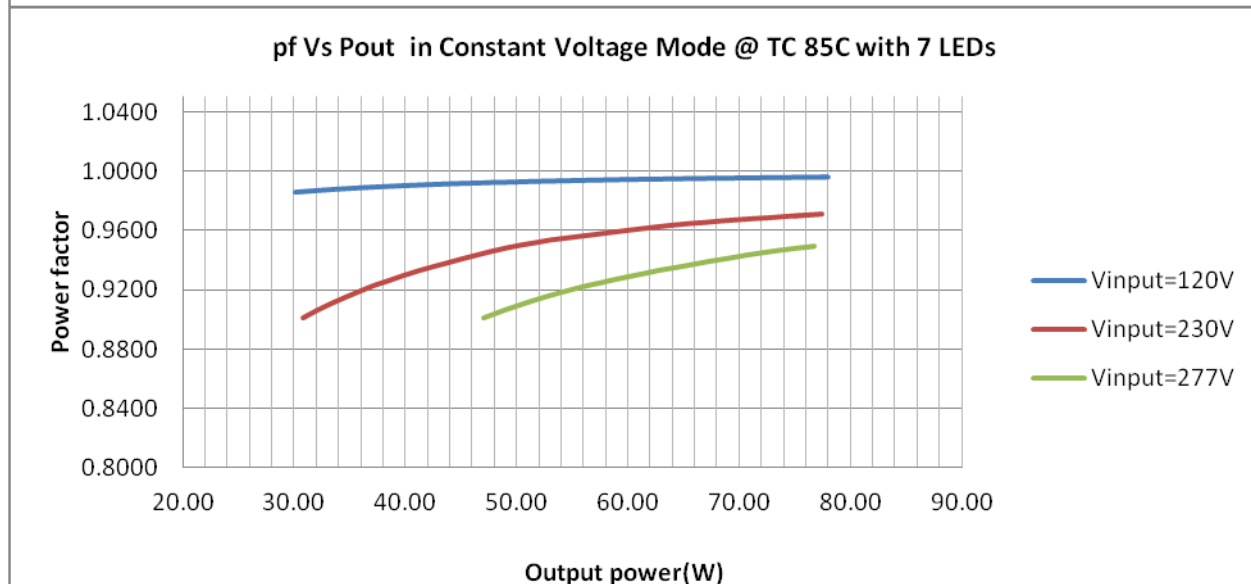
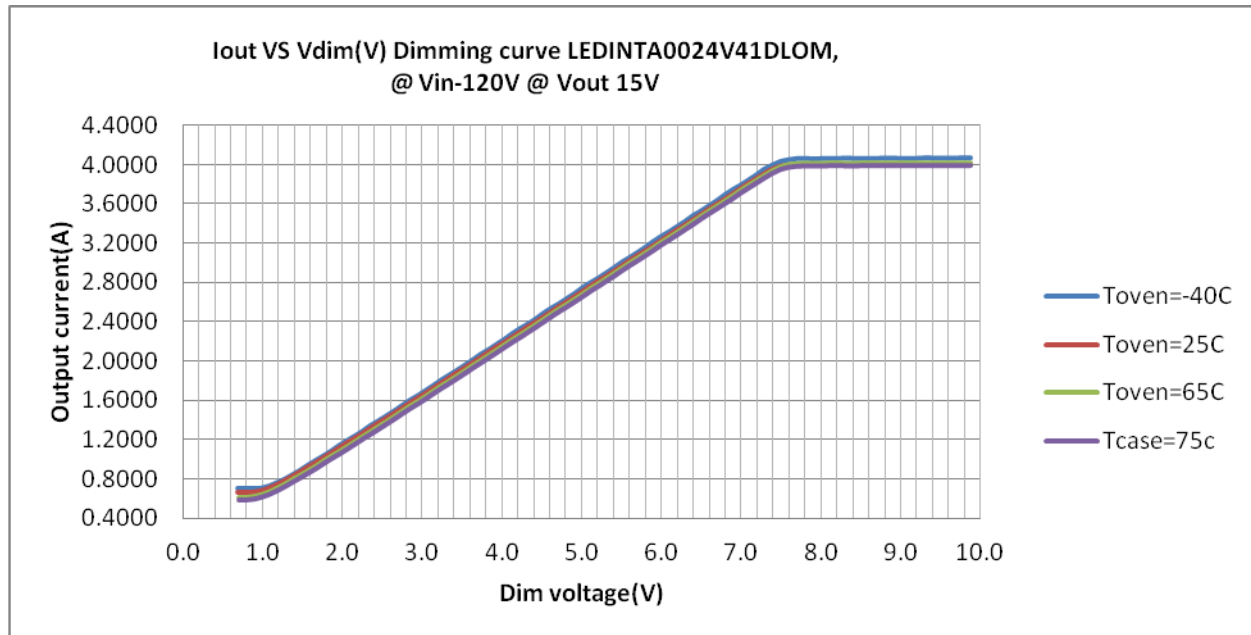
LEDINTA0024V41DLO	
Brand Name	XITANIUM
Description	100W 24V 4.1A 0-10V Dim
Input Voltage	120~277V
Input Frequency	50/60Hz
RoHS	Yes
Status	Active

- 3.4 In the end product, power supply spacing to other heat producing components shall be minimum 4 inches spacing to sidewalls, and minimum 2 inches spacing to top of enclosure and mounted not closer than 1 in. end to end or 4 in. side to side from adjacent LED power supplies.
- 3.5 The units were submitted and tested for a maximum manufacturer's recommended Tc point described in the table below. If adjacent LED power supplies are spaced close than 1 in. end to end or 4 in. side to side, a temperature test shall be conducted in the end use product.

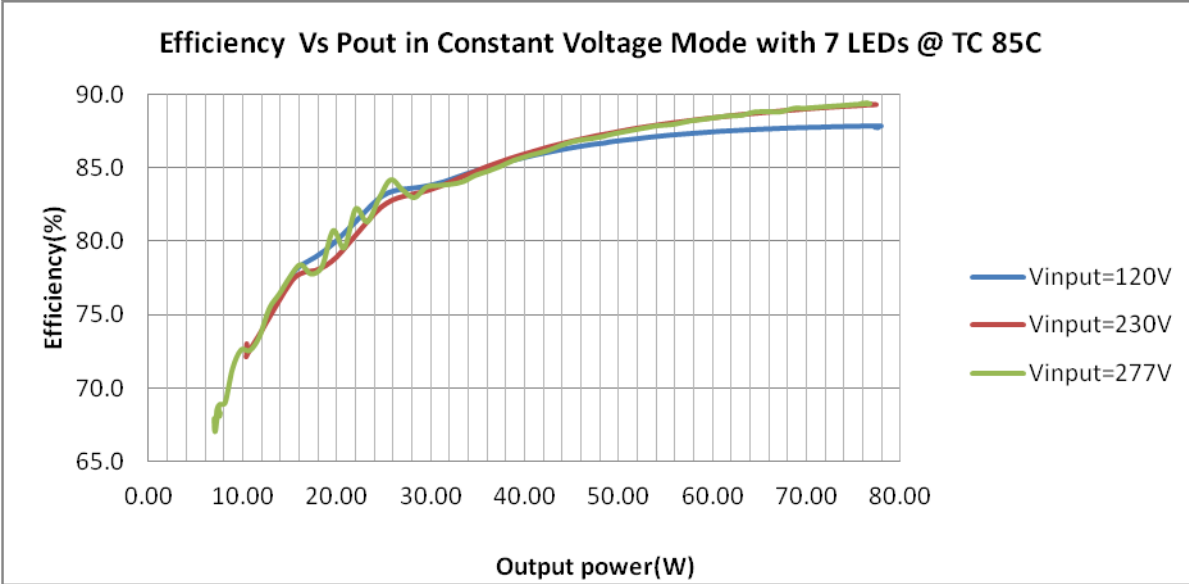
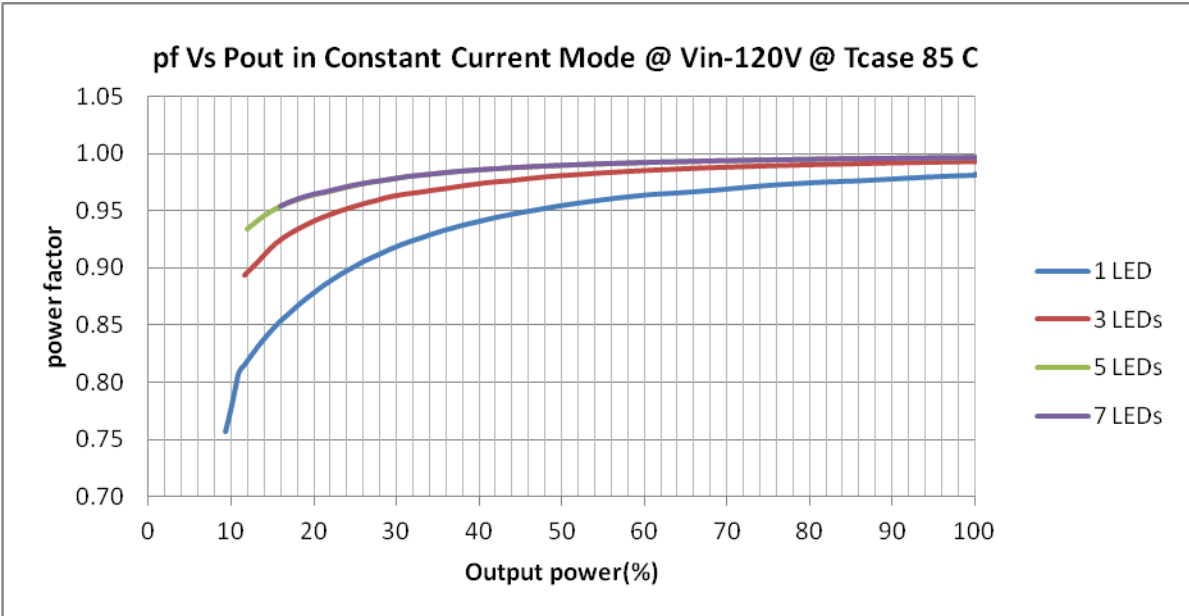
Model No.	Input Voltage, Hz	Max. Case @ Tc, °C	Ambient, °C (Reference only)*
LEDINTA0024V41DLO	120-277,60	85	61.5/63.2
LEDINTA0024V41FO	120-277,60	90	56.6/59
LEDINTA0024V41FLO	120-277,60	85	61.5/63.2
LEDINTA0024V30DLO	120-277,60	85	61.5/63.2
LEDINTA0024V30FLO	120-277,60	85	61.5/63.2
LEDINTA0024V20DLO	120-277,60	85	61.5/63.2
LEDINTA0024V20FLO	120-277,60	85	61.5/63.2
LEDINTA0024V32FO	120-277,60	90	56.6/59
LEDINTA0024V22FO	120-277,60	90	56.6/59

* - 120V/ 277V

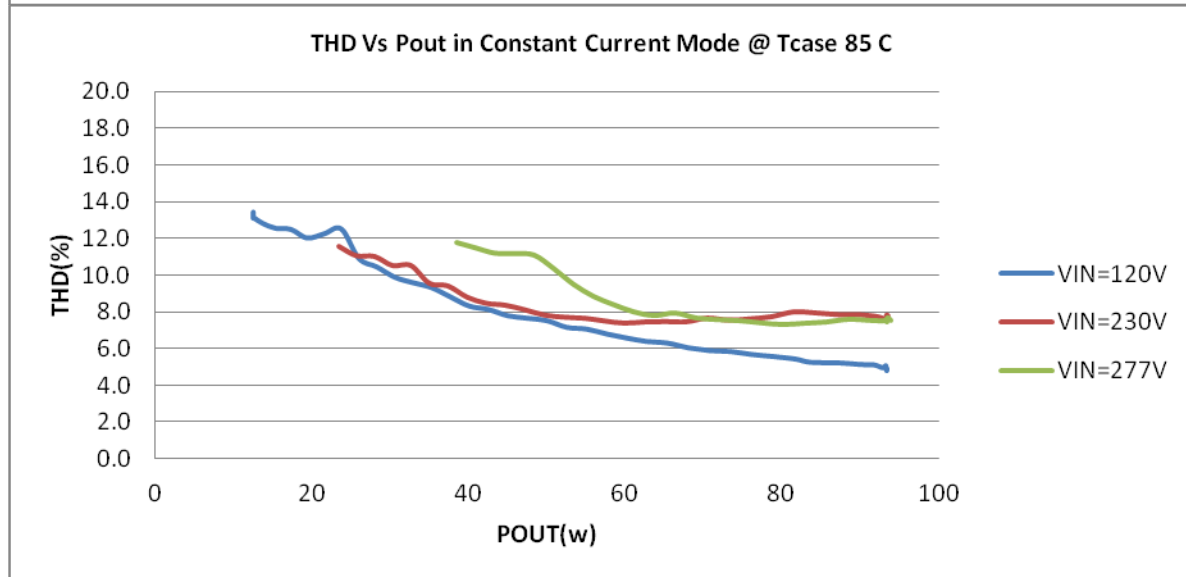
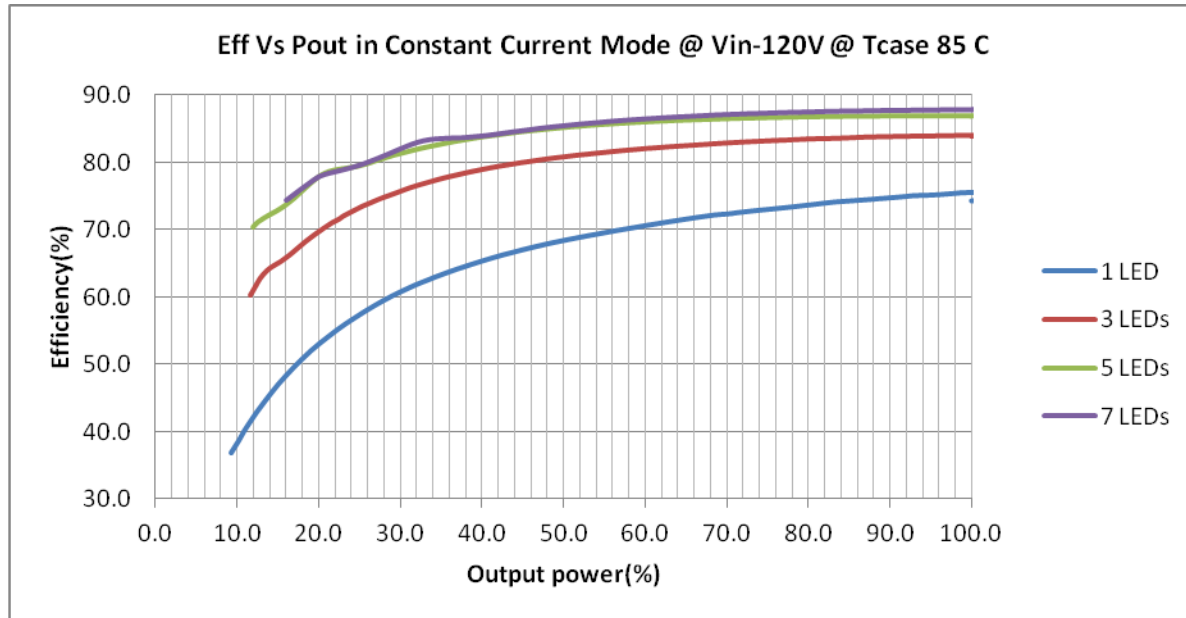
LEDINTA0024V41DLO	
Brand Name	XITANIUM
Description	100W 24V 4.1A 0-10V Dim
Input Voltage	120~277V
Input Frequency	50/60Hz
RoHS	Yes
Status	Active



LEDINTA0024V41DLO	
Brand Name	XITANIUM
Description	100W 24V 4.1A 0-10V Dim
Input Voltage	120~277V
Input Frequency	50/60Hz
RoHS	Yes
Status	Active

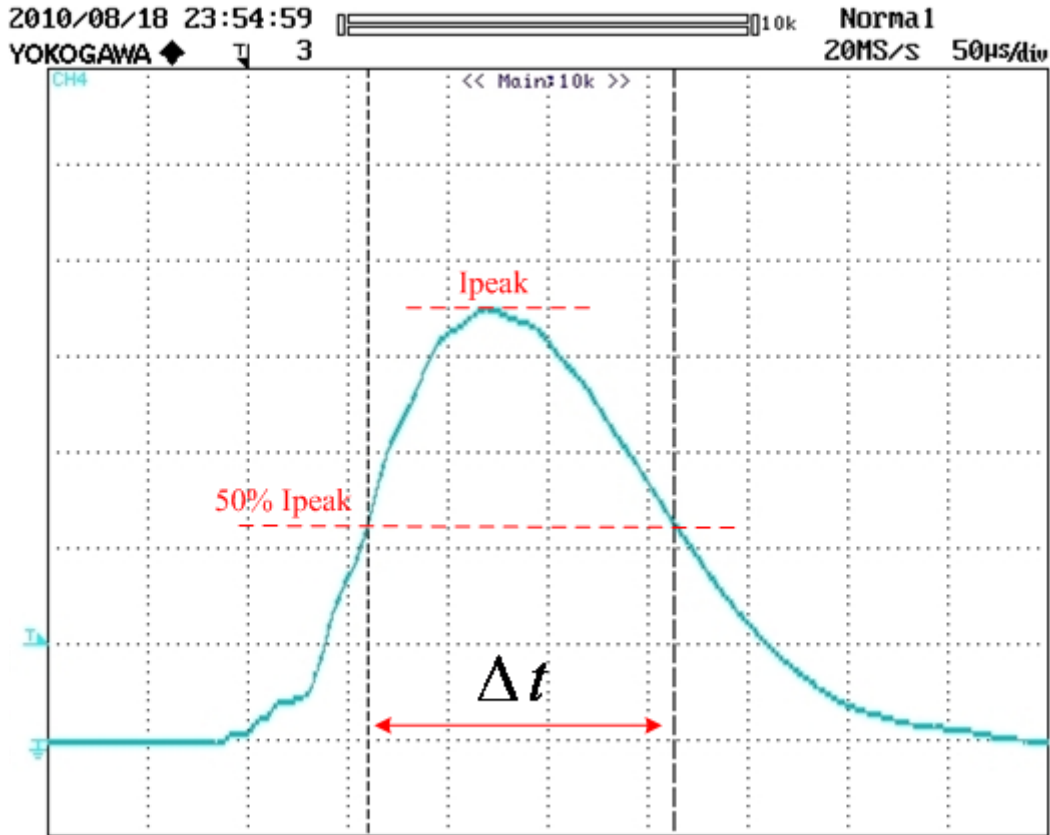


LEDINTA0024V41DLO	
Brand Name	XITANIUM
Description	100W 24V 4.1A 0-10V Dim
Input Voltage	120~277V
Input Frequency	50/60Hz
RoHS	Yes
Status	Active



LEDINTA0024V41DLO	
Brand Name	XITANIUM
Description	100W 24V 4.1A 0-10V Dim
Input Voltage	120~277V
Input Frequency	50/60Hz
RoHS	Yes
Status	Active

Inrush Current Info:



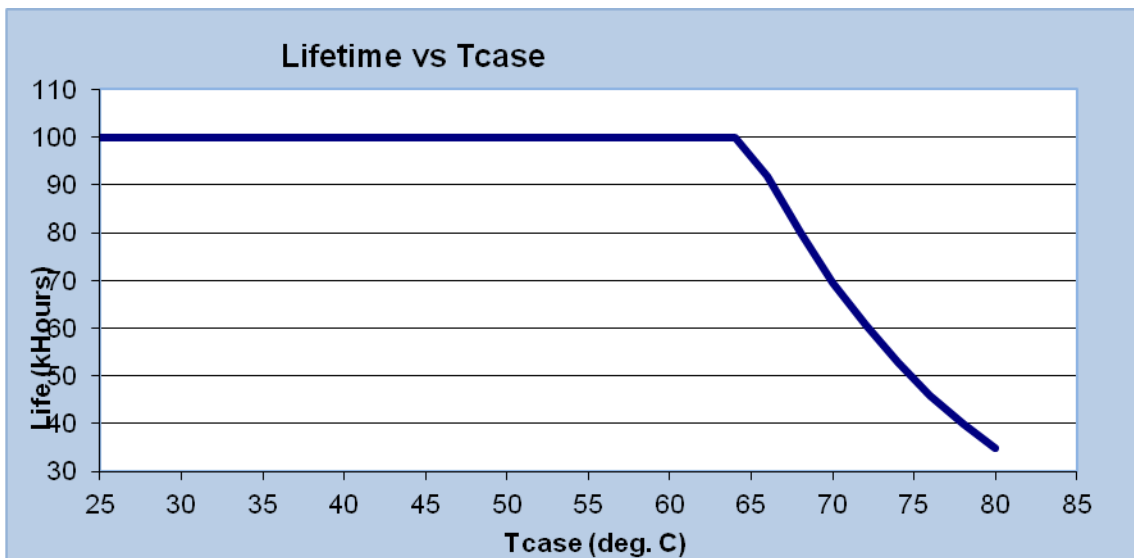
Test Voltage	Ipeak [A]	50% Ipeak [A]	Δt [uSec]
120	45	22.5	155
240	90	45	155
277	100	50	155

Revised 01162012

LEDINTA0024V41DLO	
Brand Name	XITANIUM
Description	100W 24V 4.1A 0-10V Dim
Input Voltage	120~277V
Input Frequency	50/60Hz
RoHS	Yes
Status	Active

Life Time and Failure Rate Info:

1. <0.01% per 1kHr @Tcase≤ 80°C



Revision History:

Rev No.	Date	Description	Approval	Remarks
1.1	11/17/2011	*Remove graph "Failure rate vs. Tcase	N.T.	
1.2	01/16/2012	* Add Envir. Protection Rating	N.T.	
1.2	03/02/2012	*Modify Part #(Remove Dashes)	N.T.	

Revised 01162012