

**PHILIPS
ADVANCE**

LED Driver

Xitanium

80W 120V 3.3A Fixed
LED120A0024V33F



Long-lasting and low maintenance, LED-based light sources are an excellent solution for all lighting applications. For optimal performance, these solutions require reliable drivers matching the long lifetime of the LEDs. The Philips Advance Xitanium LED Outdoor Driver portfolio offers a range of products specially designed to operate LED solutions in outdoor applications. These drivers are designed for hard-wired integration into outdoor luminaires even in rugged applications. They operate to specification under wide temperature and electrical ranges to help ensure reliability.

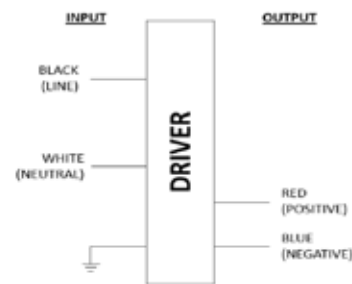
Specifications

Input Voltage (Vac)	Output Power (W)	Output Voltage (V)	Output Current (A)	Efficiency@ Max Load and 70°C Case	Max Case Temp. (°C)	Input Current (A)	Max. Input Power (W)	THD @ Max Load (%)	Power Factor @ Max Load	Surge Protection (Combi-Wave, KV)	Envir. Protection Rating
120	80	24	0.8 -3.3	87	85°C	0.79	95	<20%	>0.95	2.5	UL damp & dry and Type HL

Enclosure

	In. (mm)
Case Length	8.38 (211.8)
Case Width	1.76 (42.5)
Case Height	1.1 (27.9)
Mounting Length	8.99 (228.4)
Overall Length	9.45 (240)

Wiring Diagram



Input and output use lead- wires.
Lead-wires are 18AWG 105C/600V solid copper.
Input Lead Length outside enclosure: 6" (+2"/-1").
Driver case must be grounded.



Xitanium 80W 120V 3.3A Fixed Output

Features

- UL Class 2 output
- 50,000+ hour lifetime¹

Benefits

- Flexibility and ease of design for Class 2 luminaire designs
- Enables long life luminaire designs

Application

- Signage
- Parking garages
- Wallpacks

Electrical Specifications

All the specifications are typical and at 25°C Tcase unless specified otherwise.

Product Data

Order Information	
Full Product Code	LED120A0024V33FM (Mid-Pack, 12pcs/Box)
Line Frequency	50/60Hz
Min. Mains Voltage Operational	108 Vac
Max. Mains Voltage Operational	132 Vac
Output Information	
Maximum Open Circuit Voltage	24Vdc
Output Current Ripple (ripple = peak to average / average)	<=35%
Protections	Short Circuit, Open Circuit Protection for LED + and LED -
Environment & Approbation	
Operating Ambient Temp. Range	-40°C to +60°C
Max Case Temperature (Tcase)	85°C
Environmental Protection Rating	UL dry and damp, Type HL
Agency Approbations	UL879, UL1012, UL935, (cRUs/CSA)
Electromagnetic Compliance	FCC Title 47 Part 15 Class A
Audible Noise	<24dB Class A
Weight	1.4Lbs/ .635kgs

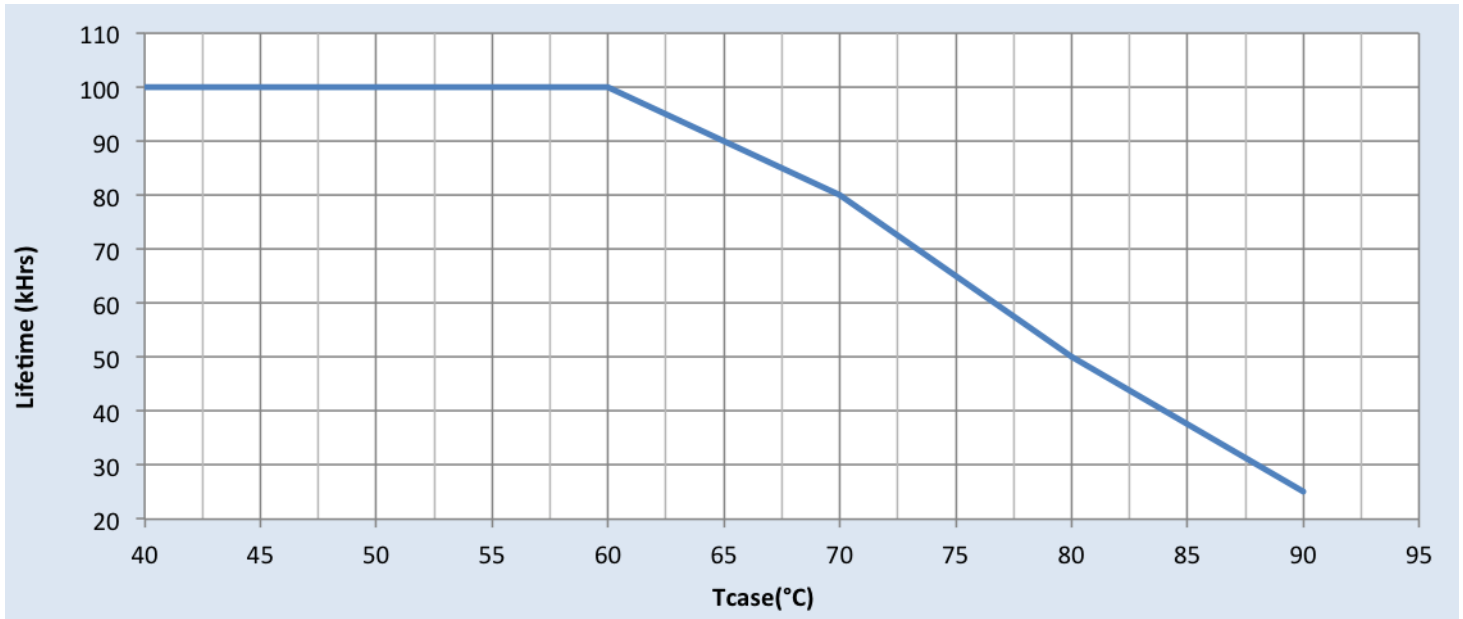
1. Philips Advance Xitanium LED Drivers are manufactured to engineering standards correlating to a designed and average life expectancy of 50,000 hours of operation at maximum rated case temperature. Minimum 90% survivals based on MTBF modeling.

Xitanium 80W 120V 3.3A Fixed Output

Electrical Specifications

All the specifications are typical and at 25°C Tcase unless specified otherwise.

Driver Lifetime Vs. Driver Case Temperature

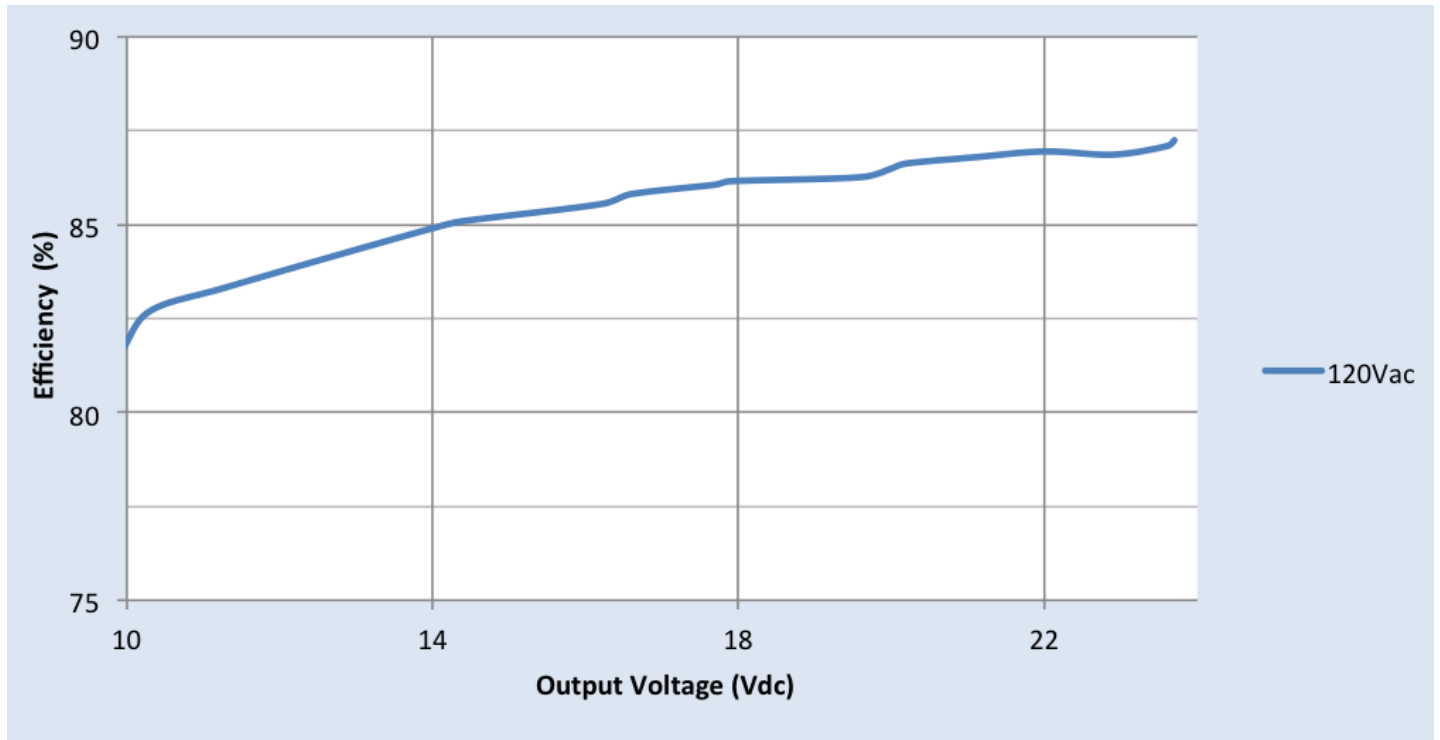


Xtitanium 80W 120V 3.3A Fixed Output

Performance Characteristics

Based on measurements on a typical sample. The accuracy of the measurements is within the tolerance of the measurement instruments. The graphs are meant to be a guideline and not a specification.

Efficiency Vs. Output Voltage at Max Current

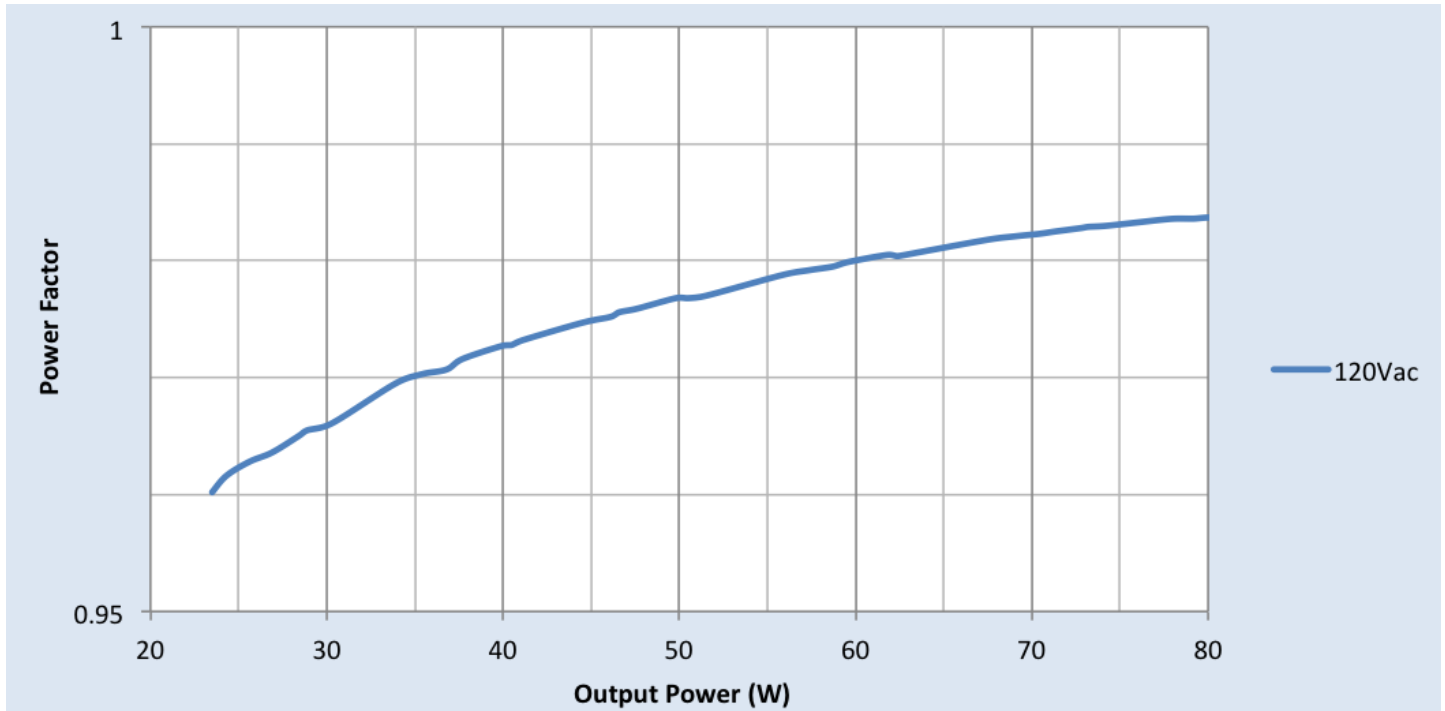


Xitanium 80W 120V 3.3A Fixed Output

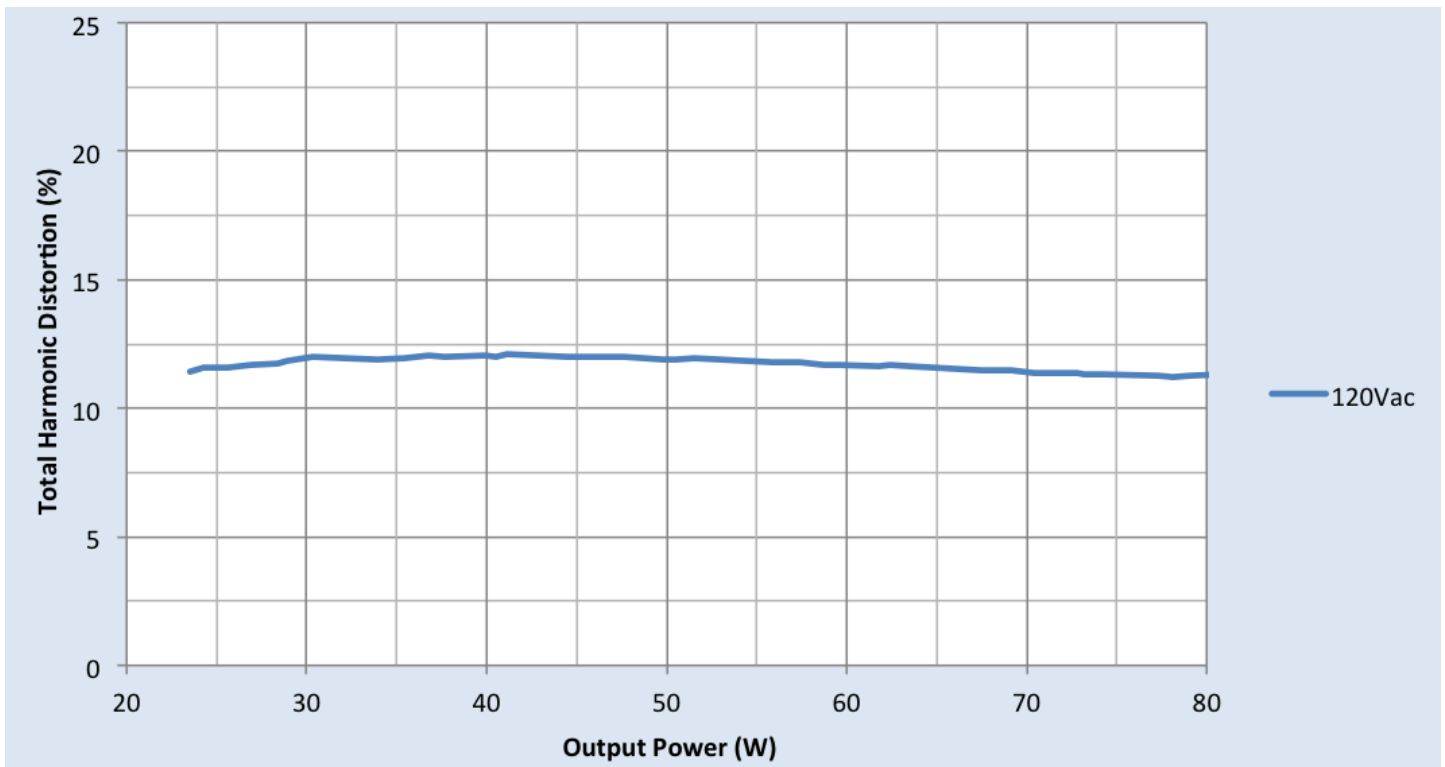
Performance Characteristics

Based on measurements on a typical sample. The accuracy of the measurements is within the tolerance of the measurement instruments. The graphs are meant to be a guideline and not a specification.

Power Factor Vs. Output Power

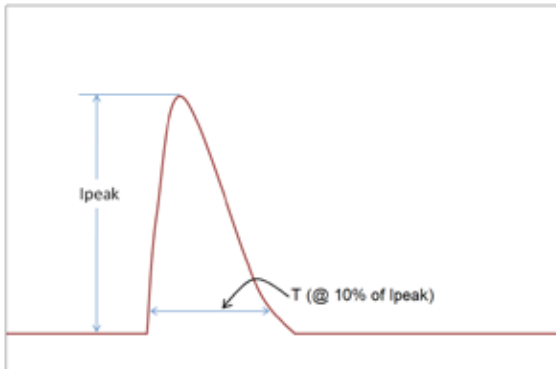


Total Harmonic Distortion (THD) Vs. Output Power



Xitanium 80W 120V 3.3A Fixed Output

Inrush Current Info



Vin	Ipeak	T (@ 10% of Ipeak)
120 Vrms	23A	61μS

Inrush current is measured at peak of the corresponding line voltage. Source impedance per NEMA 410.

Lightning Surge Info

ANSI Surge Type	Differential Mode (L-N)	Common Mode (L-G, N-G, L&N-G)
1.2/50μs Combination Wave (w/t 2Ω)	2.5kV	2.5kV

Isolation

Isolation	Input	Output	Enclosure
Input	NA	2xU+1kV	2xU+1kV
Output	2xU+1kV	NA	500V
Enclosure	2xU+1kV	500V	NA

U = Max input voltage

UL Conditions of Acceptability

Please contact your Philips representative for a copy of the latest UL Conditions of Acceptability (COA).

© 2015 Koninklijke Philips N.V. All rights reserved.
Philips reserves the right to make changes in specifications and/or to discontinue any product at any time without notice or obligation and will not be liable for any consequences resulting from the use of this publication.
philips.com/leddrivers



Philips Lighting North America Corporation
10275 W. Higgins Road, Rosemont IL 60018
Tel: 800-322-2086 Fax: 888-423-1882
Customer/Technical Service: 800-372-3331
OEM Support: 866-915-5886

Imported by: Philips Lighting
A division of Philips Electronics Ltd.
281 Hillmount Rd, Markham, ON, Canada L6C 2S3
Tel. 800-668-9008