


**PHILIPS  
ADVANCE**

**LED Driver**

**Xitanium**

180W 0.1-0.9A 0-10V Dimming  
with SimpleSet  
XH180C090V285BSF1



**RoHS  
COMPLIANT**

**ETL**  
Intertek  
Class P  
Conforms to UL STD 8750  
Certified to CAN/CSA STD  
C22.2 No. 250.13

**UL** US  
**LISTED**  
**E321253**  
Class P  
For Dry and Damp Location

**SP**  
US

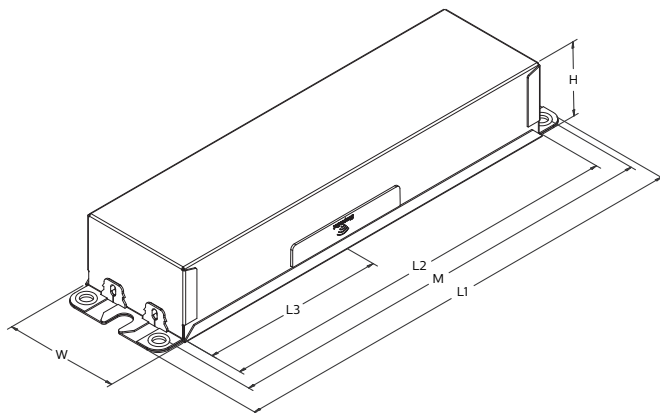
Philips Advance Xitanium outdoor LED drivers with SimpleSet technology are designed to give OEMs ultimate flexibility. With wide operating windows and simple programming, the drivers make it easy for luminaire manufacturers to design luminaires of different sizes and lumen levels for outdoor applications.

## Specifications

Input Voltage (Vac)	Output Power (W)	Output Voltage (V)	Output Current (A)	Efficiency @ Max. Load and 75°C Case	Max. Case Temp. (°C)	Input Current (A)	Max. Input Power (W)	THD @ Max Load (%)	Power Factor @ Max Load	Surge Protection (Combi-Wave, KV)	Envir. Protection Rating	Dimming	Dimming Range (with specified dimmers)	Min. Output Current (A)
347	180	100-285	0.1 - 0.9	92.4	Life - 85°C UL - 90°C	0.56	200	<10%	>0.95	6	UL damp & dry and Type HL	0-10V Analog Class 1 and 2 Wiring	10% ~ 100%	0.05
480				93		0.40								

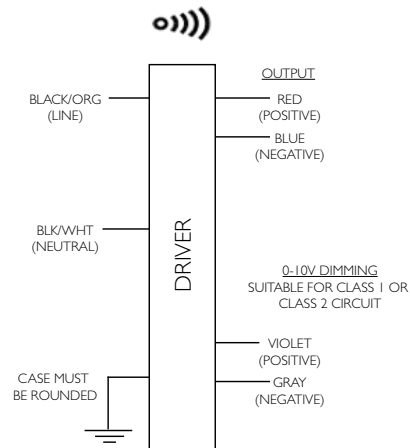
## Enclosure

	In. (mm)	Tolerance
Case Length (L2)	8.31 (211.0)	± 0.5mm
Case Width (W)	2.31 (58.0)	± 0.5mm
Case Height (H)	1.48 (37.6)	± 1.0mm
Mounting Length (M)	8.91 (226.2)	± 0.5mm
Overall Length (L1)	9.45 (240.0)	± 1.0mm
Center of SimpleSet Antenna (L3)	3.75 (95.3)	± 1.0mm



## Wiring Diagram

	Wire Length (mm)
Black/Orange (Line)	270 (± 30)
Black/White (Neutral)	270 (± 30)
Red (Positive, LED output)	270 (± 30)
Blue (Negative, LED output)	270 (± 30)
Violet (Positive, 0-10V)	270 (± 30)
Gray (Negative, 0-10V)	270 (± 30)



# Xitanium 180W 0.1-0.9A 0-10V Dimming with SimpleSet

## Features

- 50,000+ hour lifetime<sup>1</sup>
- Programmable output current through SimpleSet
- Large operating window
- 6kV combi-wave surge rating to comply with ANSI C82.77-5 CAT C low

## Benefits

- Enables long life luminaire designs
- Fast and simple way of programming
- Enables fixture designs with wide variety of loads and adjustable current options
- No external surge protection required to pass C82.77-5 CAT C low

## Application

- Area
- Roadway
- Parking garages
- Floodlights
- High-bay

## Electrical Specifications

All the specifications are typical and at 25°C Tcase unless specified otherwise.

## Product Data

Order Information	
Full Product Code	XH180C090V285BSF1M (Mid-Pack, 10pcs/Box), 12NC: 929000753613
Line Frequency	50/60Hz
Min. Mains Voltage Operational	312 Vac
Max. Mains Voltage Operational	528 Vac
Output Information	
Maximum Open Circuit Voltage	360Vdc
Output Current Ripple (ripple = peak to average / average)	15% max @ max Iout
Output Current Tolerance (at maximum output current)	<5%
Protections	Short Circuit, Open Circuit Protection for LED + and LED – and Temperature Foldback
Features	
0-10V Dimming	150µA (±3%) source current from driver. See dim curve for detail.
AOC (Adjustable Output Current)	0.1A-0.9A via SimpleSet (Factory Default at 0.7A)
Additional SimpleSet Configurable Features	Adjustable Min Dim level, Adjustable Lumen Output, Adjustable Lumen Output Min, OEM Write Protection
Environment & Approbation	
Operating Ambient Temp. Range	-40°C to +55°C
Max Case Temperature (Tcase)	90°C
Agency Approbations	UL 8750, CSA 250.13, UL Listed, ETL Class P
Electromagnetic Compliance	FCC Title 47 Part 15 Class A
Audible Noise	<24dB Class A
Weight	2.1 Lbs / 0.95 kgs

1. Philips Advance Xitanium LED Drivers are manufactured to engineering standards correlating to a designed and average life expectancy of 50,000 hours of operation at maximum rated case temperature. Minimum 90% survivals based on MTTF modeling.

# Xitanium 180W 0.1-0.9A 0-10V Dimming with SimpleSet

## Electrical Specifications

All the specifications are typical and at 25°C Tcase unless specified otherwise.

## 0-10V Dimming Curve

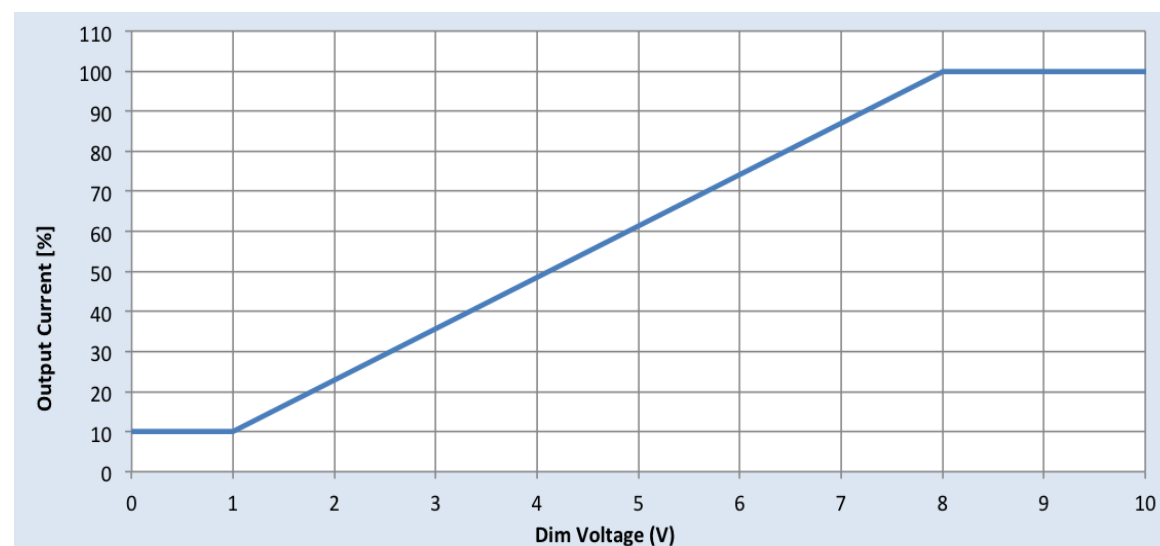
Dimming source current from the driver: 150µA (@ 0<Vdim<8V)

Minimum dim level: Factory default 10% of Iout setting as default

Maximum output voltage on the dimming wires: 12V

## Approved Dimmer List

Manufacturer	Manufacturer Part Number
Lutron	Visit <a href="http://www.lutron.com/advance">www.lutron.com/advance</a> for a list of dimmers (Mark VII) that will work with this driver
Leviton	IllumaTech IP7 series
Philips	Sunrise - SR1200ZTUNV

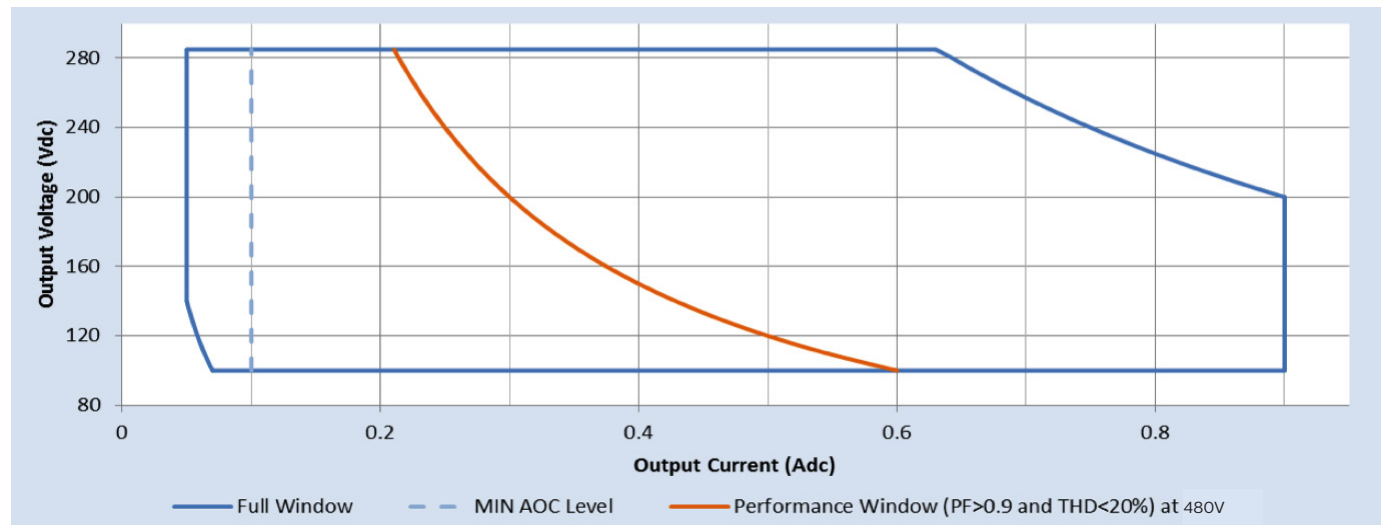


# Xitanium 180W 0.1-0.9A 0-10V Dimming with SimpleSet

## Electrical Specifications

All the specifications are typical and at 25°C Tcase unless specified otherwise.

## Driver Output Window



## Notes

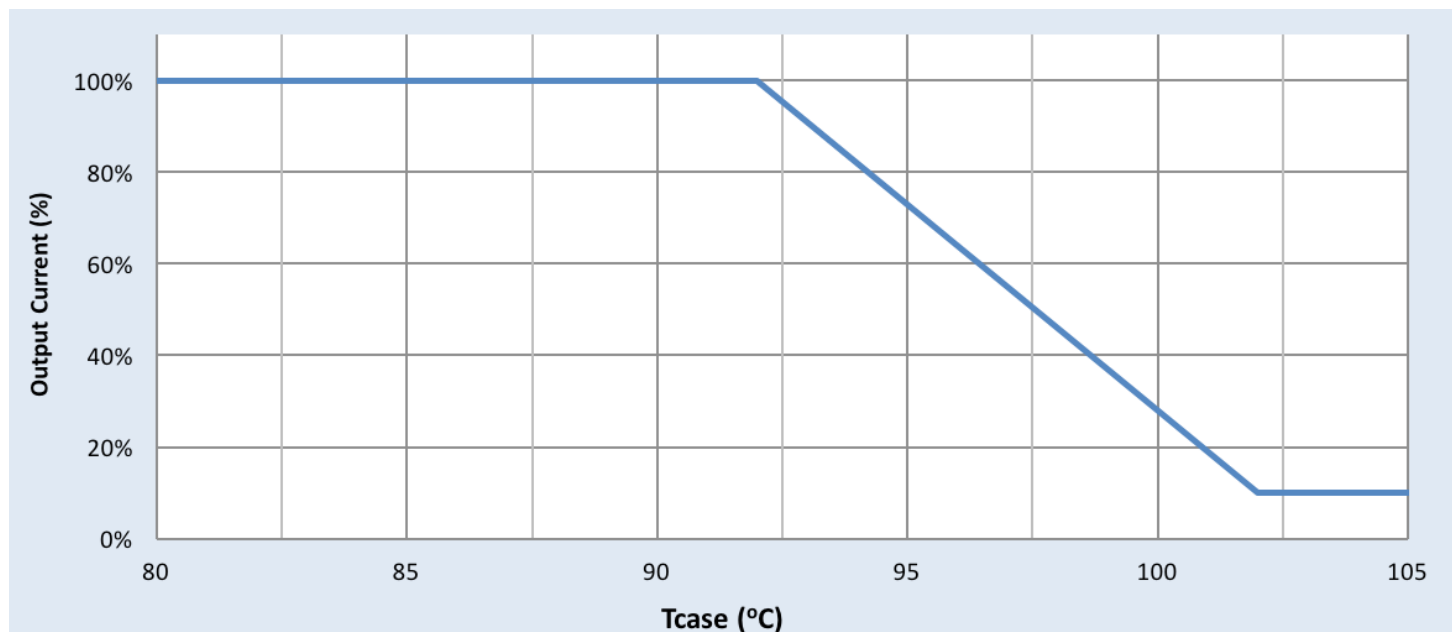
1. Factory default output current is 0.7A.
2. To get a 100% to 10% dimming range, the output current setting through AOC should be  $\geq 500\text{mA}$ .
3. Factory default minimum dimming level is 10%. This can be adjusted between 10% and 100% using Philips MultiOne.

# Xitanium 180W 0.1-0.9A 0-10V Dimming with SimpleSet

## Electrical Specifications

All the specifications are typical and at 25°C Tcase unless specified otherwise.

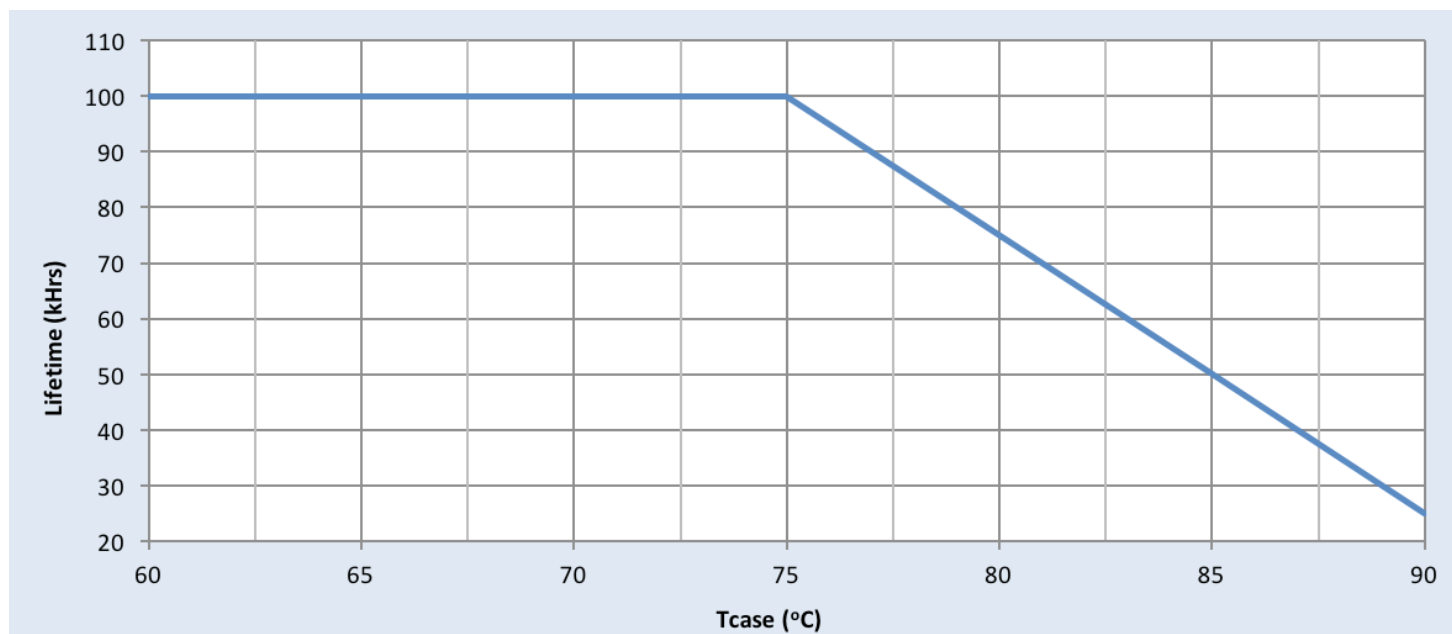
### Output Current Vs. Driver Case Temperature



### Note

There is  $\pm 5^{\circ}\text{C}$  tolerance on the driver case temperature.

### Driver Lifetime Vs. Driver Case Temperature

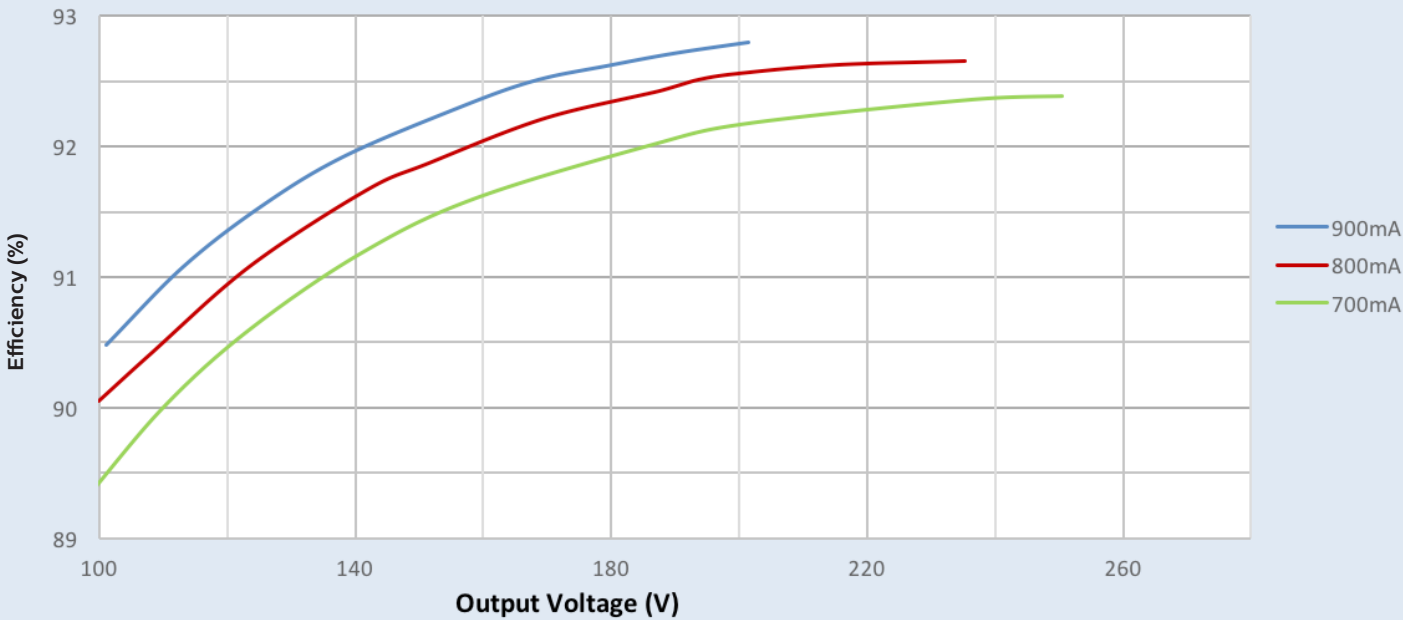


# Xitanium 180W 0.1-0.9A 0-10V Dimming with SimpleSet

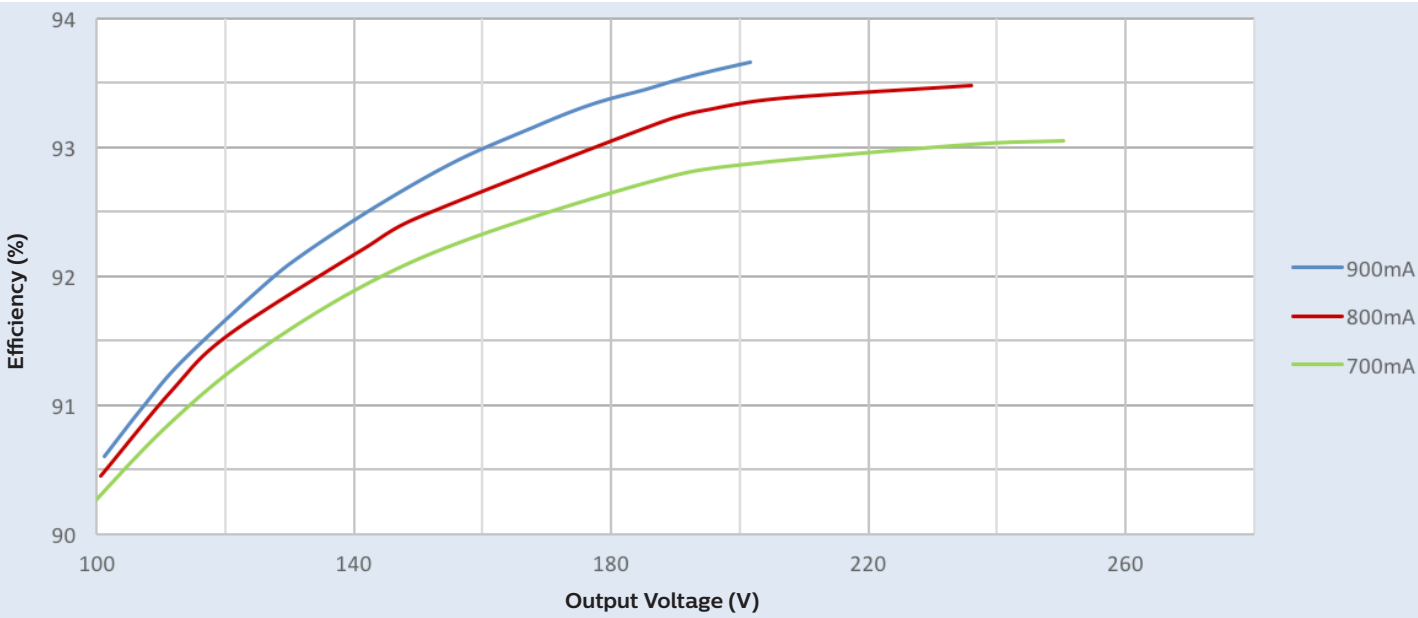
## Performance Characteristics

Based on measurements on a typical sample at 75°C case. The accuracy of the measurements is within the tolerance of the measurement instruments.

### Efficiency Vs. Output Voltage at 347Vac



### Efficiency Vs. Output Voltage at 480Vac

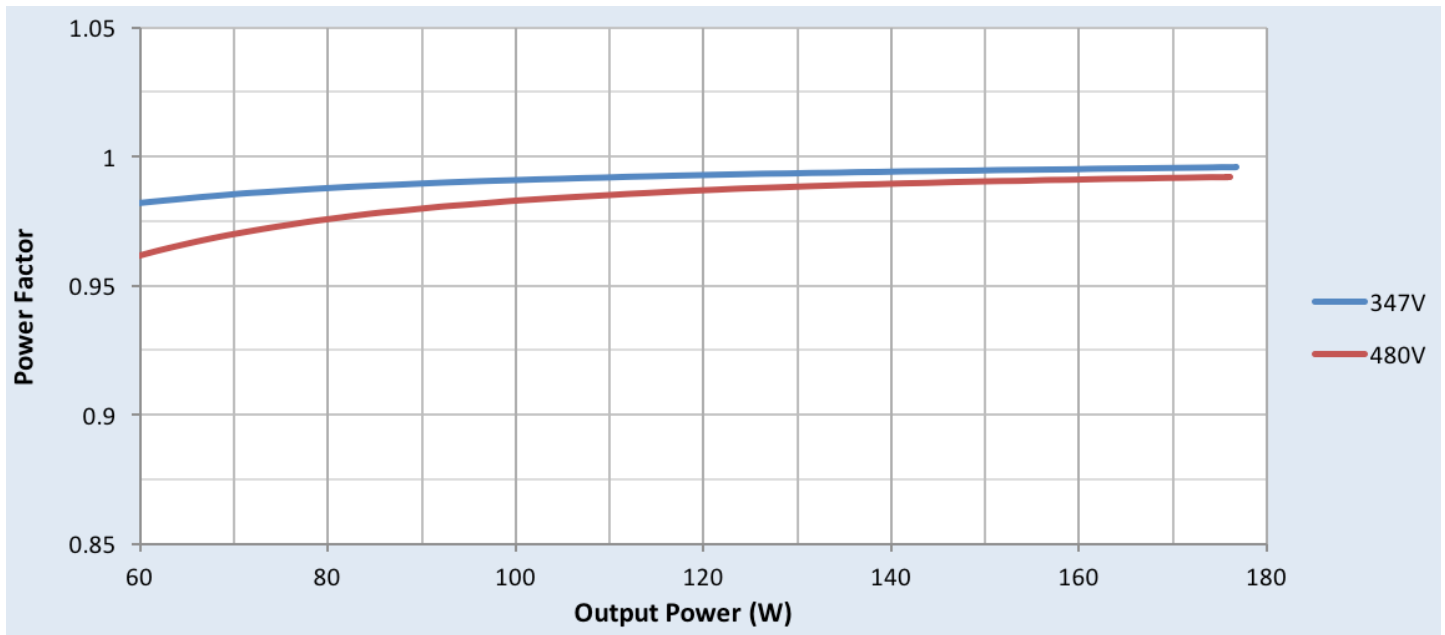


# Xitanium 180W 0.1-0.9A 0-10V Dimming with SimpleSet

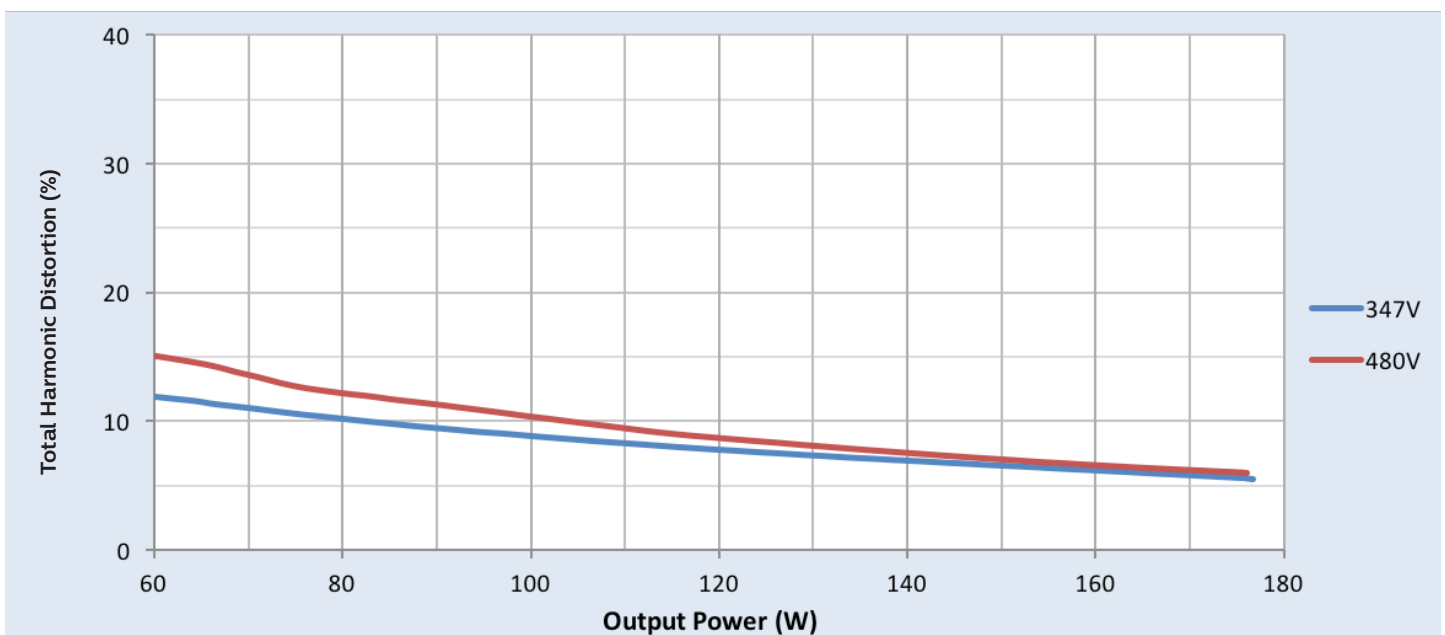
## Performance Characteristics

Based on measurements on a typical sample at 75°C case. The accuracy of the measurements is within the tolerance of the measurement instruments.

### Power Factor Vs. Output Power

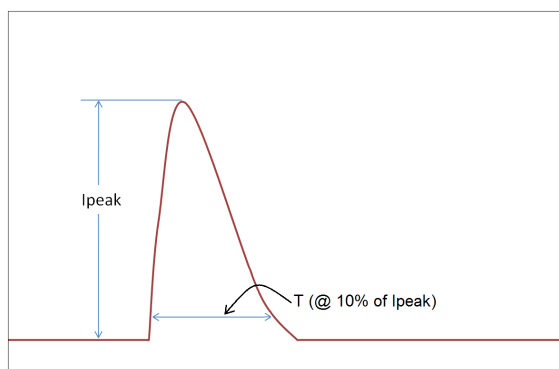


### Total Harmonic Distortion (THD) Vs. Output Power



# Xitanium 180W 0.1-0.9A 0-10V Dimming with SimpleSet

## Inrush Current Info



Vin	Ipeak	T (@ 10% of Ipeak)
347 Vrms	59.3A	177 $\mu$ S
480 Vrms	77.6A	175 $\mu$ S

Inrush current is measured at peak of the corresponding line voltage.  
Source impedance per NEMA 410.

## Lightning Surge Info

ANSI Surge Type	Differential Mode (L-N)	Common Mode (L-G, N-G, L&N-G)
1.2/50 $\mu$ s Combination Wave (w/t 2 $\Omega$ )	6kV	6kV

## Isolation

Isolation	Input	Output	0-10V	Enclosure
Input	NA	2xU+1kV	2.5kV	2xU+1kV
Output	2xU+1kV	NA	2.5kV	2xU+1kV
0-10V	2.5kV	2.5kV	NA	2xU+1kV
Enclosure	2xU+1kV	2xU+1kV	2xU+1kV	NA

U = Max input voltage

© 2017 Philips Lighting Holding B.V. All rights reserved.  
Philips reserves the right to make changes in specifications and/or to discontinue any product at any time without notice or obligation and will not be liable for any consequences resulting from the use of this publication.  
[philips.com/leddrivers](http://philips.com/leddrivers)



Philips Lighting North America Corporation  
10275 W. Higgins Road, Rosemont IL 60018  
Tel: 800-322-2086 Fax: 888-423-1882  
Customer/Technical Service: 800-372-3331  
OEM Support: 866-915-5886

Philips Lighting Canada Ltd.  
281 Hillmount Rd, Markham, ON, Canada L6C 2S3  
Tel. 800-668-9008