

**PHILIPS**

Application bundles



# Small storage

Combine an LED luminaire with an intelligent control for maximum performance and savings

Up to  
**70%**  
energy savings



**Your Small storage application bundle:**  
CoreLine Batten LED38S & Movement detector LRM1032

## Small storage lighting insights

You're searching for that file, or that special component – and you need it now! Knowing where to look makes all the difference.

Storage spaces can be cramped and busy. With the right lighting, however, they can still be accessible and easy to navigate. Clear white light from carefully placed luminaires creates the right atmosphere, while motion-detector sensors also offers big energy savings of up to 70%.



More info:  
[www.philips.com/coreline](http://www.philips.com/coreline)

### Traditional

Conventional batten 2x36 W TLD (4x)

Savings over life\*  
**€1379,-**

€1859,-

€480,-

### Application bundle

CoreLine Batten LED38S (4x) incl. detector

\* Based on the European average of 12 cent/kW hours (including maintenance and lamp replacement cost) and the lighting design for this application bundle.

## Bundle benefits

### CoreLine Batten LED38S



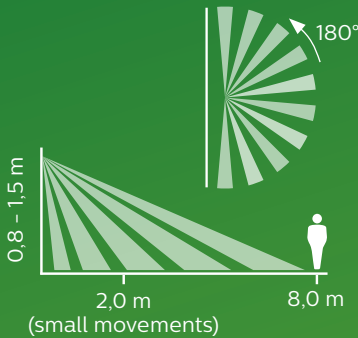
- Replacing conventional TL-D
- Energy saving
- No UV-emission

### Movement detector LRM1032



- Movement detector unit replaces traditional light switch
- Turns off lighting when not required

### Detection coverage diagram



## Bundle specifications

### CoreLine Batten LED38S

Type	BN120C LED38S/830 PSU L1200	
	BN120C LED38S/840 PSU L1200	
Power	40 W	
Luminous Flux	3800 lm	
Color temperature	3000 K, 4000 K	
Color Render Index	≥ 80	
Lifetime	50,000 hours	
Number of luminaires on MCB 16A type B	≤ 24	
Ordering (EOC) code	89961699	3000 K
	89957999	4000 K

### Movement detector LRM1032

Detecting range at 0,8 -1,5 m height	8 m	
Recommended mounting height	1,2 m	
Switch off delay	10 sec. - 30 min. (10 settings)	
Number of luminaires on one control	≤ 10	
Ordering (EOC) code	44225800	LRM1032 3w
	44227200	LRM1033 2w (retrofit)

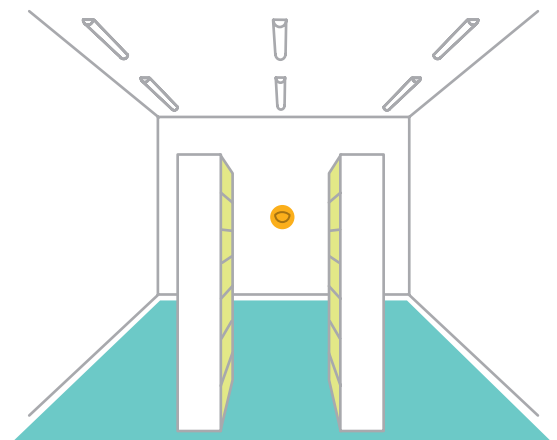
## Lighting design insights

### Room elements

Room elements as shelves and drawers affect the light distribution. Try to position the luminaires between these elements. This will create a good vertical illuminance.

### Controls


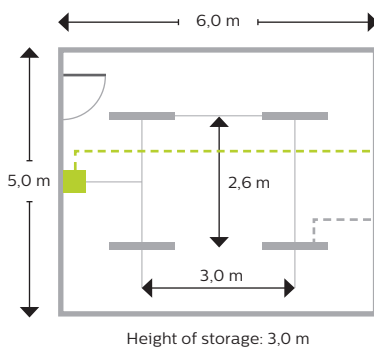
When placing a presence detector consider entrances and furniture in the room to ensure detection coverage.



### Illuminance requirements

EN12464-1 requirement at floor: 100 lux for storage rooms & 200 lux for archives. Higher levels increase visibility.

## Lighting design small storage



### Luminaire types

Conventional batten 2xTL-D 36 W

CoreLine Batten LED38S

	# Lum.	Em [lux]	Sys. Power	Installed Power	W/m2	W/m2/100lux
Conventional batten 2xTL-D 36 W	4	193	72 W	288 W	9,6	5,5
CoreLine Batten LED38S	4	163	40 W	160 W	5,3	2,2