

The Philips logo is displayed in a white rounded rectangle with a dark brown bottom section. The background of the entire page is a photograph of a restaurant interior with several large, spherical glass pendant lamps hanging from the ceiling. One of the lamps in the foreground has a circular 'LED' badge on it.

Dubai lamp

Technical Application Guide

Philips Dubai lamp LED bulb, candle & MR16

The Dubai Lamp initiative is the result of a unique research partnership between Philips Lighting and Dubai Municipality, resulting in the development of the world's first commercially available 200 lumen per Watt LED lamp, available in widely used shapes and colors.

By replacing conventional lamps with Dubai Lamp, households and enterprises can reduce energy used for lighting by up to 90%. Besides raising light and energy efficiency to new levels, Dubai Lamp is extremely durable with an average lifespan of up to 25 times longer than conventional lamps.



Design highlights



- High efficiency LED lamps, up to 200 lumen's per watt
- Reduce energy used by up to 90%
- Average lifespan 25 times longer than conventional lamps
- Low power consumption
- Long-lifetime of 25,000 hours
- No UV and Cool beam (no IR)
- Environmental friendly, no Mercury or any other hazardous substances
- Low Carbon Footprint

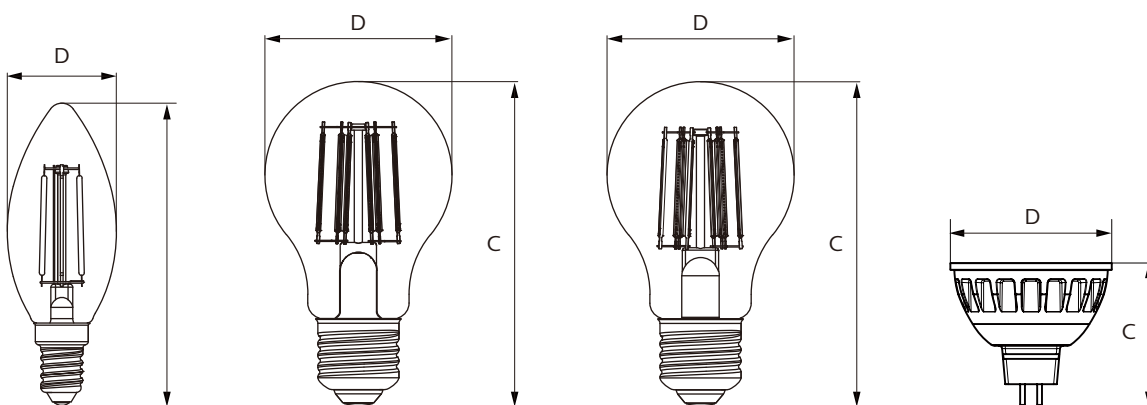
Product features

Technical Specifications

Product type	Voltage (V)	Wattage (W)	Replaced wattage (W)	Base	Color temp. (K)	Lumen output (Lm)	Lifetime (hours)	Beam angel (°)	Intensity (Cd)	CRI	Dimmable	Switch cycle (K)
LED B35 1-25W E14 CL ND 830	220-240	1	25	E14	3000	200	25,000	NA	NA	80	No	20
LED B35 1-25W E14 CL ND 865	220-240	1	25	E14	6500	200	25,000	NA	NA	80	No	20
LED A60 2-40W E27 CL ND 830	220-240	2	40	E27	3000	400	25,000	NA	NA	80	No	20
LED A60 2-40W E27 CL ND 865	220-240	2	40	E27	6500	400	25,000	NA	NA	80	No	20
LED A60 3-60W E27 CL ND 830	220-240	3	60	E27	3000	600	25,000	NA	NA	80	No	20
LED A60 3-60W E27 CL ND 865	220-240	3	60	E27	6500	600	25,000	NA	NA	80	No	20
LED MR16 3-50W 36D 830	12	3	50	GU5.3	3000	400	25,000	36	850	80	No	50
LED MR16 3-50W 36D 865	12	3	50	GU5.3	6500	420	25,000	36	850	80	No	50

Dimensions

Type	C typical Overall Length (mm)	D typical Diameter (mm)
LED B35 1-25W E14 CL ND 830	97	35
LED B35 1-25W E14 CL ND 865	97	35
LED A60 2-40W E27 CL ND 830	104	60
LED A60 2-40W E27 CL ND 865	104	60
LED A60 3-60W E27 CL ND 830	104	60
LED A60 3-60W E27 CL ND 865	104	60
LED MR16 3-50W 36D 830	46	51
LED MR16 3-50W 36D 865	46	51



E14 B35 25W

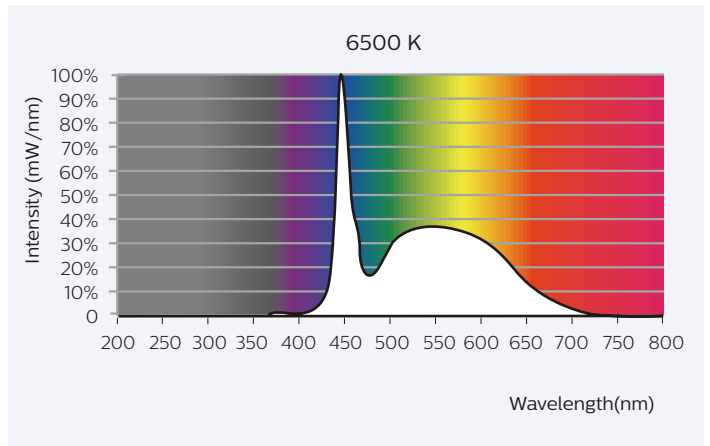
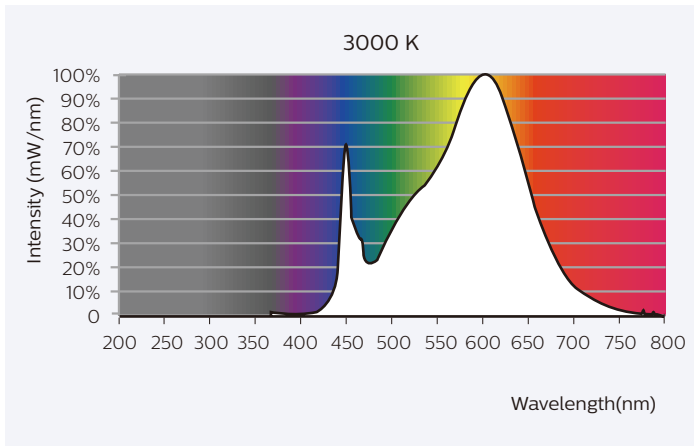
E27 A60 40W

E27 A60 60W

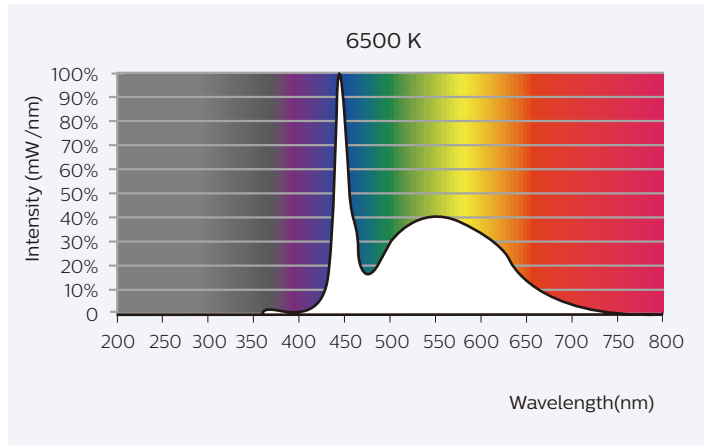
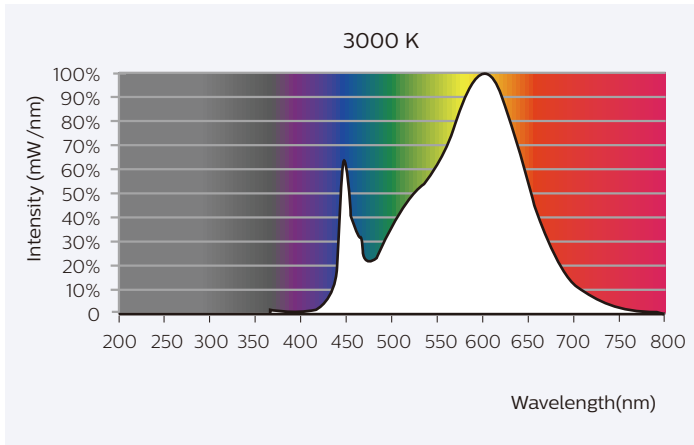
GU5.3 MR16 50W

Spectral Power Distribution

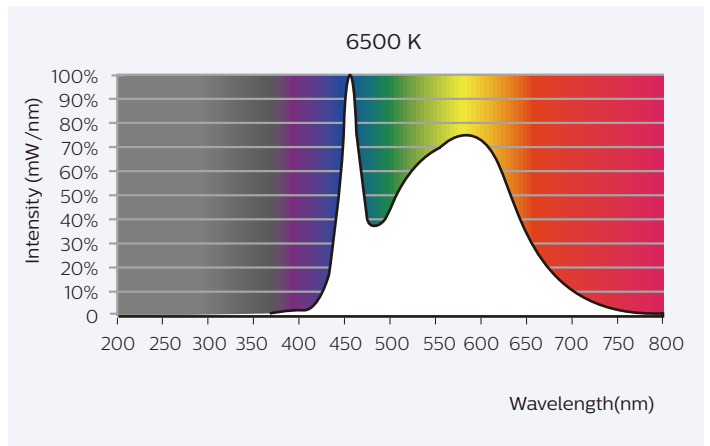
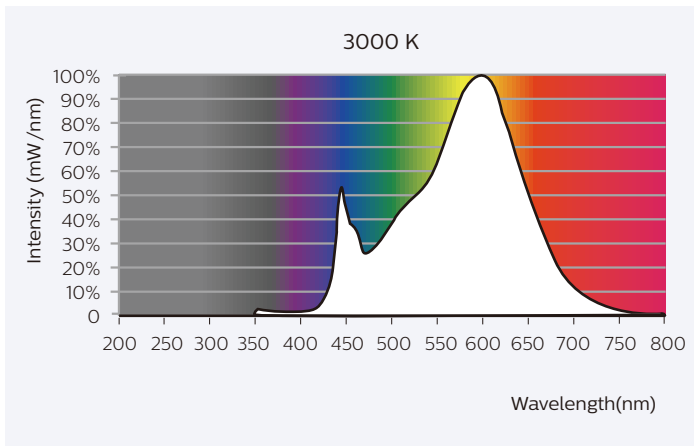
Spectrum LED B35 1-25W



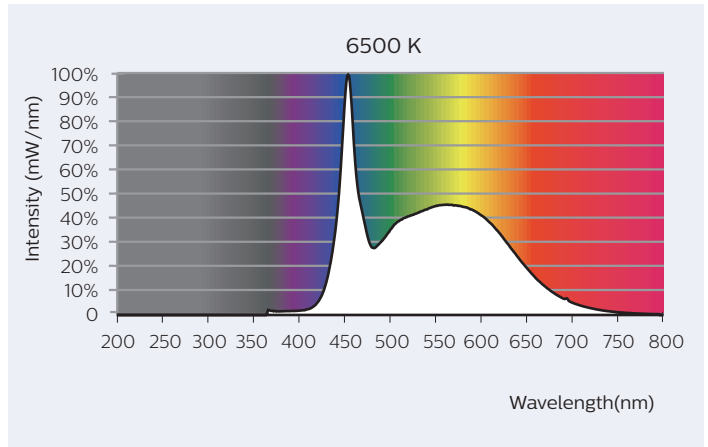
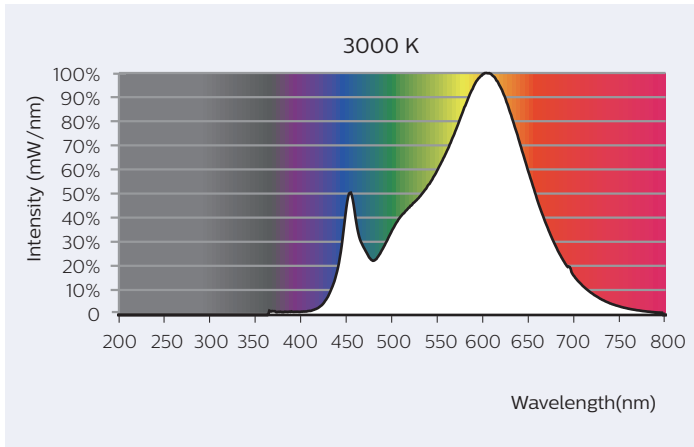
Spectrum LED A60 2-40W



Spectrum LED A60 3-60W



Spectrum LED MR16 3-50W



Photometric Diagrams

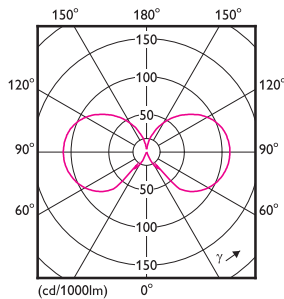


LED B35 1-25W E14 CL ND 830

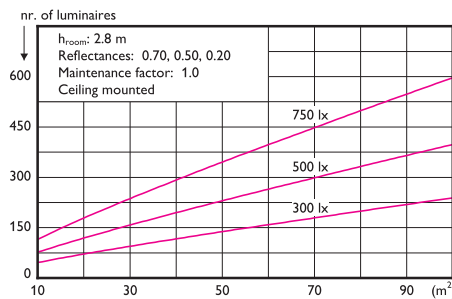
200 lm

Light output ratio	1.00	CIE flux code	6 32 65 48 100
Service upward	0.52	UGRcen (4Hx8H, 0.25H)	23
Service downward	0.48		

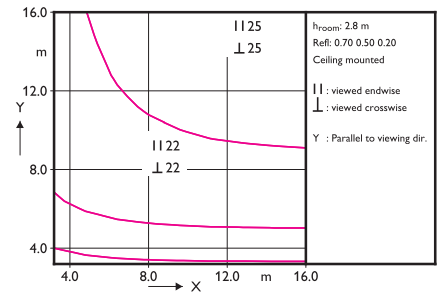
Polar intensity diagram



Quantity estimation diagram



UGR diagram

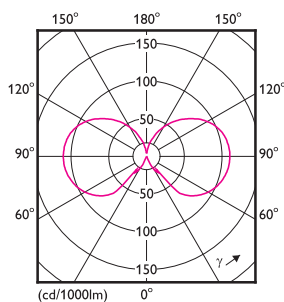


LED B35 1-25W E14 CL ND 865

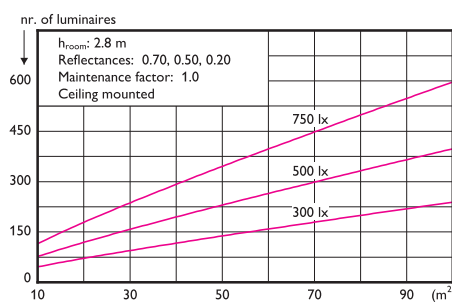
200 lm

Light output ratio	1.00	CIE flux code	6 32 65 48 100
Service upward	0.52	UGRcen (4Hx8H, 0.25H)	23
Service downward	0.48		

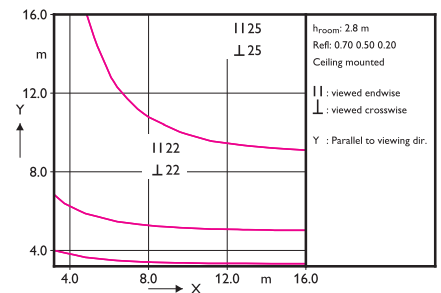
Polar intensity diagram



Quantity estimation diagram



UGR diagram



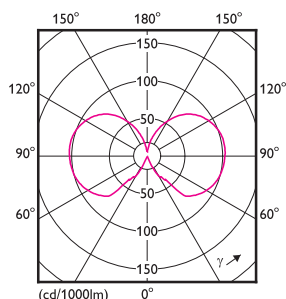


LED A60 2-40W E27 CL ND 830

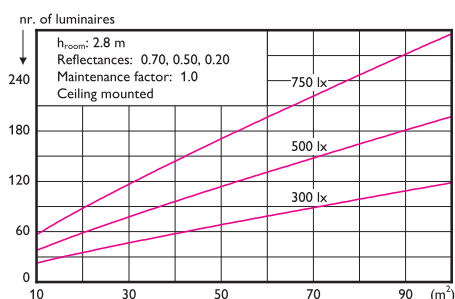
400 lm

Light output ratio	1.00	CIE flux code	8 35 66 47 100
Service upward	0.53	UGRcen (4Hx8H, 0.25H)	22
Service downward	0.47		

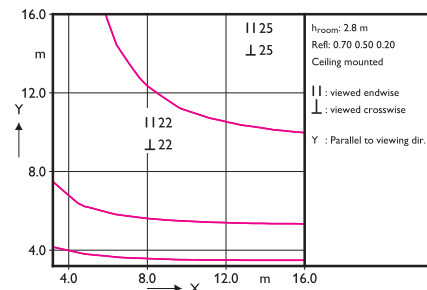
Polar intensity diagram



Quantity estimation diagram



UGR diagram

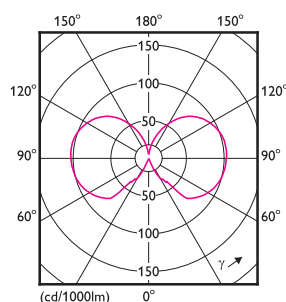


LED A60 2-40W E27 CL ND 865

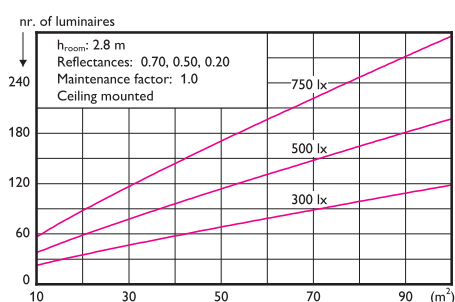
400 lm

Light output ratio	1.00	CIE flux code	8 35 66 47 100
Service upward	0.53	UGRcen (4Hx8H, 0.25H)	22
Service downward	0.47		

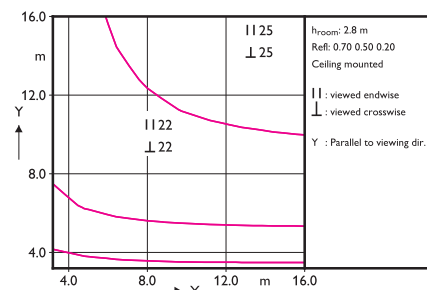
Polar intensity diagram



Quantity estimation diagram



UGR diagram

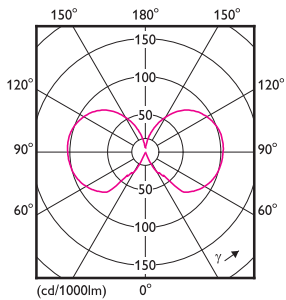


LED A60 3-60W E27 CL ND 830

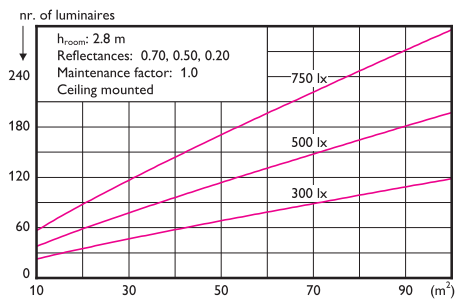
600 lm

Light output ratio	1.00	CIE flux code	8 35 66 47 100
Service upward	0.53	UGRcen (4Hx8H, 0.25H)	22
Service downward	0.47		

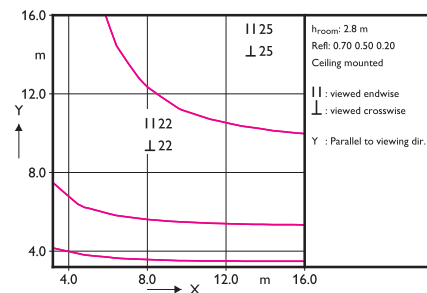
Polar intensity diagram



Quantity estimation diagram



UGR diagram



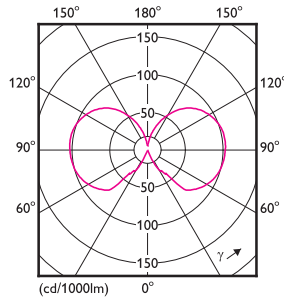


LED A60 3-60W E27 CL ND 865

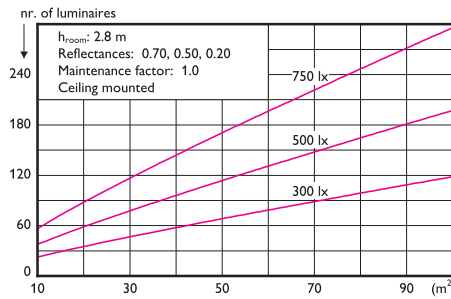
600 lm

Light output ratio	1.00	CIE flux code	8 35 66 47 100
Service upward	0.53	UGRc _{en} (4Hx8H, 0.25H)	22
Service downward	0.47		

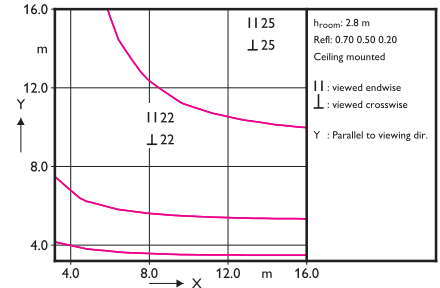
Polar intensity diagram



Quantity estimation diagram



UGR diagram

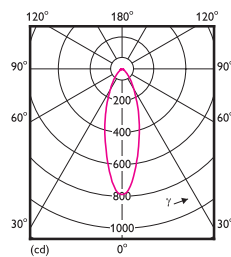


LED MR16 3-50W 36D 830

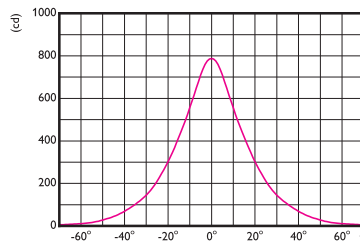
400 lm

Light output ratio	1.00	VBA	$2 \times 32^\circ$	I_{max}	788 cd
Service upward	0.00	BS ($1/2 I_{max}$)	$2 \times 16^\circ$	K 1	
Service downward	1.00	BS ($1/2 E_0$)	$2 \times 15^\circ$		

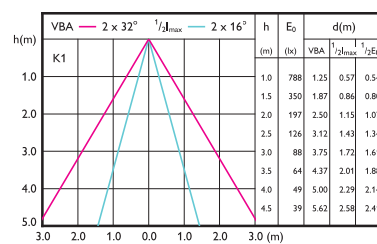
Polar intensity diagram



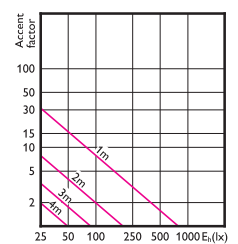
Cartesian intensity diagram



Beam diagram



Visual impact diagram

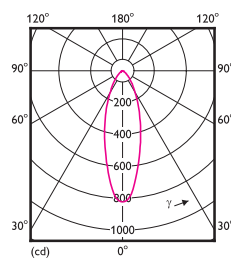


LED MR16 3-50W 36D 865

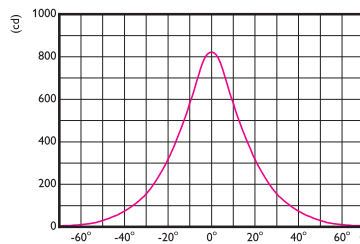
420 lm

Light output ratio	1.00	VBA	$2 \times 32^\circ$	I_{max}	822 cd
Service upward	0.00	BS ($1/2 I_{max}$)	$2 \times 16^\circ$	K 1	
Service downward	1.00	BS ($1/2 E_0$)	$2 \times 15^\circ$		

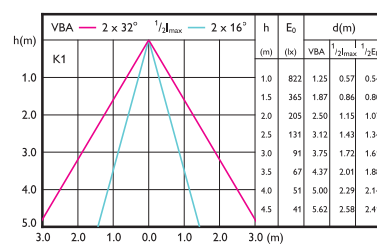
Polar intensity diagram



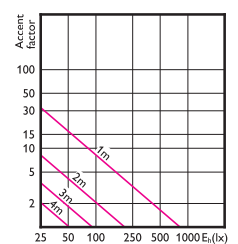
Cartesian intensity diagram



Beam diagram



Visual impact diagram



Temperature

LED B35 1-25W



Tc Point
Mid of housing
Max Tc: 55°C

LED A60 2-40W



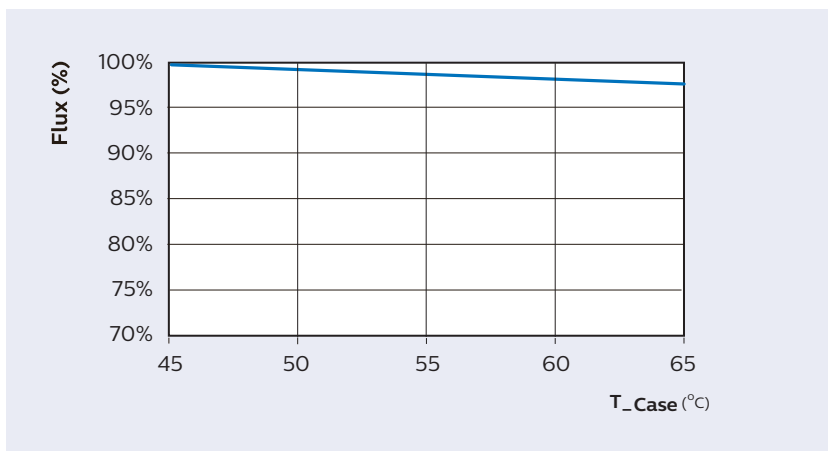
Tc Point
Mid of housing
Max Tc: 60°C

LED A60 3-60W



Tc Point
Mid of housing
Max Tc: 60°C

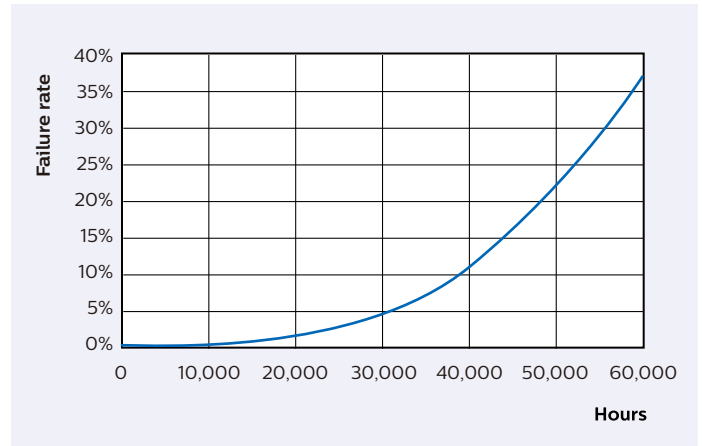
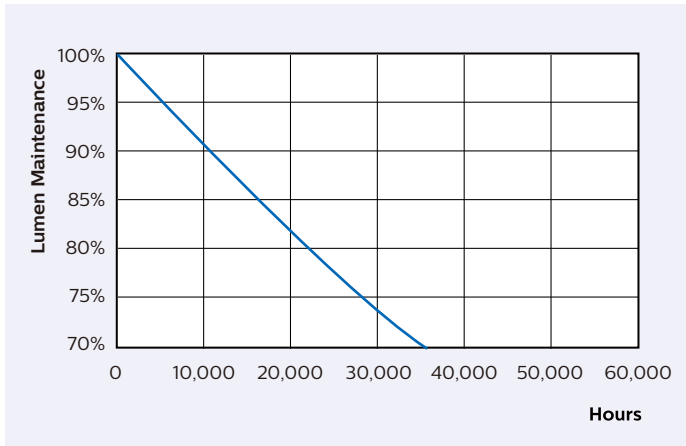
LED MR16 3-50W



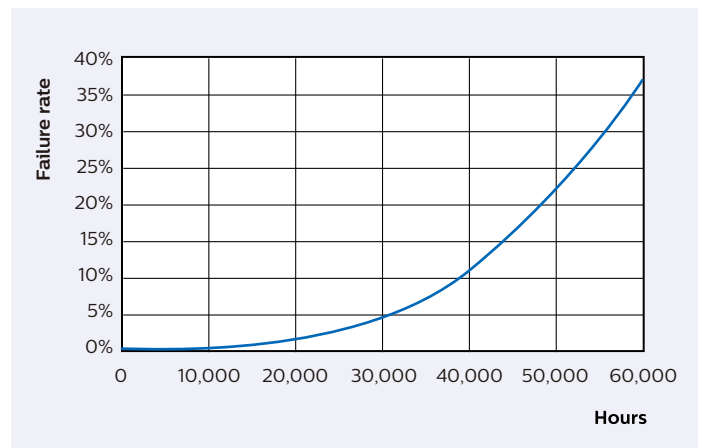
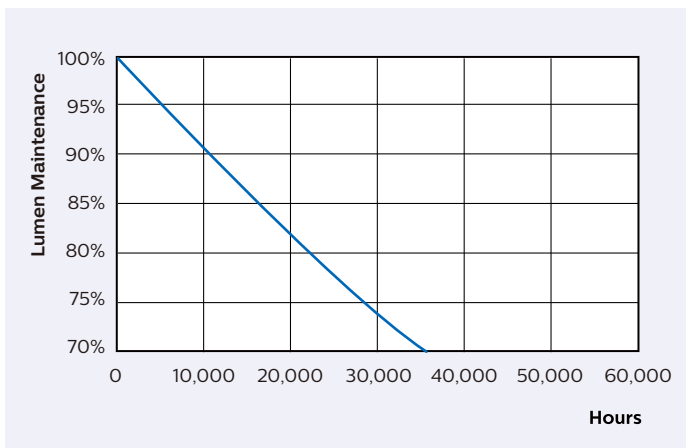
Tc Point
Max Tc: 67°C

Lifetime and Failure rate

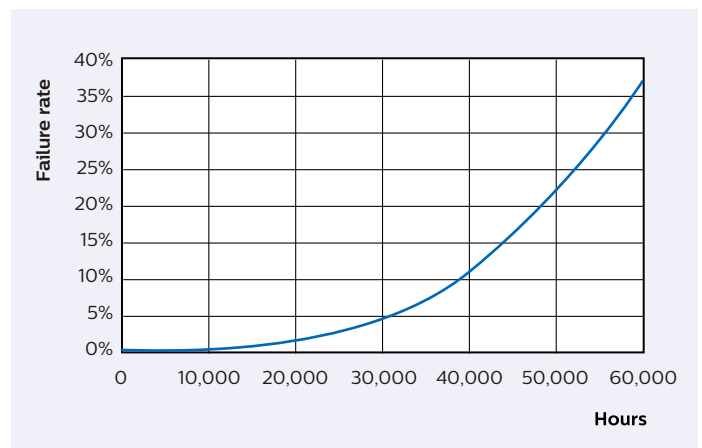
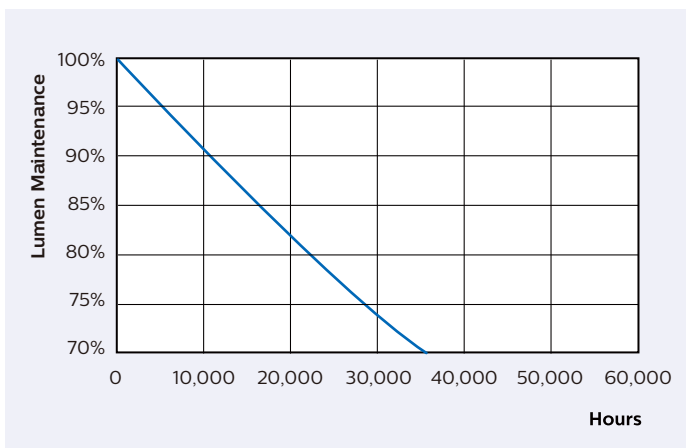
LED B35 1-25W



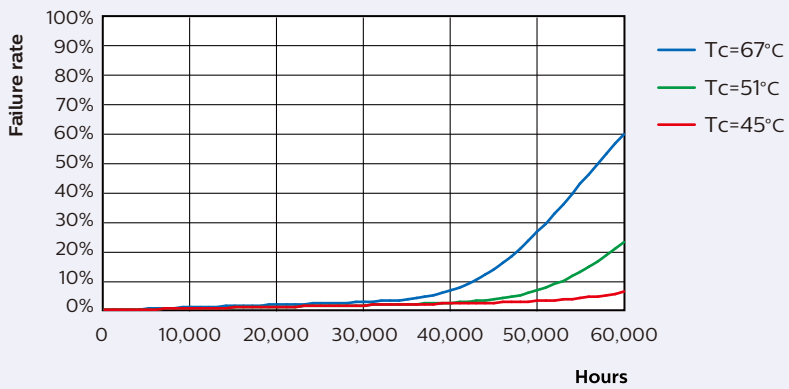
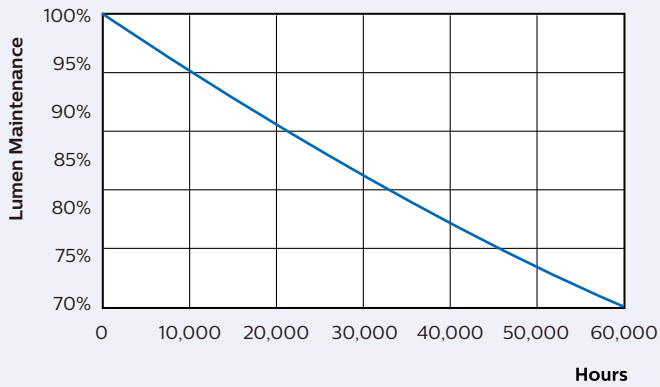
LED A60 2-40W



LED A60 3-60W



LED MR16 3-50W



© 2017 Philips Lighting. All rights reserved. Reproduction in whole or in part is prohibited without the prior written consent of the copyright owner. The information presented in this document does not form part of any quotation or contract, is believed to be accurate and reliable and may be changed without notice. No liability will be accepted by the publisher for any consequence of its use. Publication thereof does not convey nor imply any license under patent or other industrial or intellectual property rights.

www.philips.com