

PHILIPS Day-Brite CFI

Recessed

ClearAppeal 2x4

with tunable white
technology
3400/3700/4200/4900 or
5700 lm



Project: _____
Location: _____
Cat.No: _____
Type: _____
Lamps: _____ Qty: _____
Notes: _____

Philips Day-Brite / Philips CFI ClearAppeal LED recessed architectural provides excellent visual comfort. Its modern architectural styling complements any space. Tunable white technology allows color temperature flexibility between 2700K and 6500K CCT.

Ordering guide

Example: 2CAG42L8TW-4-DS-UNV-DTW

Width	Family	Ceiling Type	Lumens	Color	Length	Center Diffuser	Voltage	Driver	Options
2	CA			8TW	4	DS	UNV	DTW	
2 2'	CA ClearAppeal	G Grid F Flange	34L 3400 nominal delivered lumens 37L 3700 nominal delivered lumens 42L 4200 nominal delivered lumens 49L 4900 nominal delivered lumens 57L 5700 nominal delivered lumens	8TW 80 CRI, 2700K thru 6500K white light tuning	4 4'	DS Diffuse (smooth)	UNV Universal Voltage, 120-277 volt	DTW Dual channel tunable white	EMLED Internal emergency, 1100lm nominal, 6500K color circuit only F1/D 3/8" twin flex, 3 wire 18 gauge 6' for dimmable luminaires F2/7W 3/8" single flex, 7 wire 18 gauge 6' for dimmable luminaires GLR Fusing, fast blow

Accessories (order separately)

- FMA24 – 2'x4' "F" mounting frame for NEMA "F" mounting



2CA ClearAppeal LED recessed 2x4

with tunable white technology, 3400/3700/4200/4900/5700 lumens

Application

- Modern architectural styling to complement any space.
- Smooth brightness across the face of the luminaire prevents glare and provides excellent visual comfort.
- Directs a controlled amount of light to higher angles to eliminate "cave effect" without creating glare.
- Ideal for modern offices, schools and retail environments.
- Excellent luminaire efficacy provides significant energy savings.
- High CRI source provides excellent color rendering.
- Grid and Flange models available.

Construction/Finish

- One piece die-formed embossed steel housing provides added rigidity, resists damage during shipment/handling.
- Captive hinged door frame assembly for maintenance accessibility.
- T-bar grid clips are built into luminaire ends for quick and easy installation, no extra parts required.
- Suitable for end-to-end mounting.
- End K.O.s for thru wiring or conduit entry in shallow plenums.

Electrical

- Must order compatible Philips Lighting control system.
- Driver and LED boards are easily accessible from below. LED boards are individually replaceable if required.

- Five-year luminaire limited warranty including LED boards and driver.
- High efficiency LEDs have 60,000 hour L70 rated life (defined as 70% lumen maintenance.)
- cETLus listed to UL standards, suitable for damp locations.

Enclosure

- Single piece thermo formed acrylic lens with smooth center diffuser (DS).

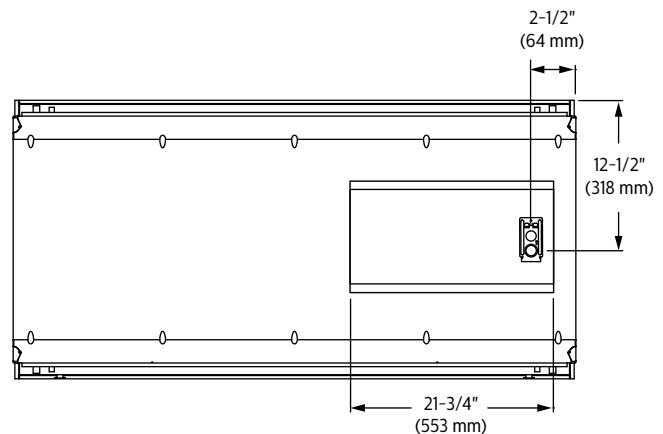
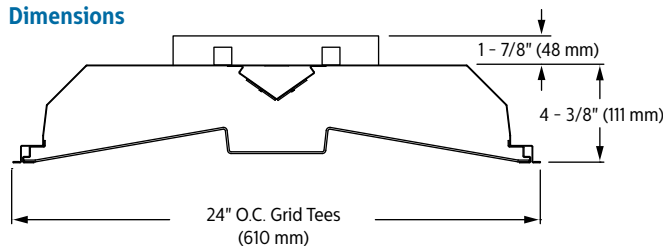
General Notes

- All options factory installed.
- All accessories are field installed.
- Many luminaire components, such as reflectors, refractors, lenses, sockets, lampholders, and LEDs are made from various types of plastics which can be adversely affected by airborne contaminants. If sulfur based chemicals, petroleum based products, cleaning solutions, or other contaminants are expected in the intended area of use, consult factory for compatibility.

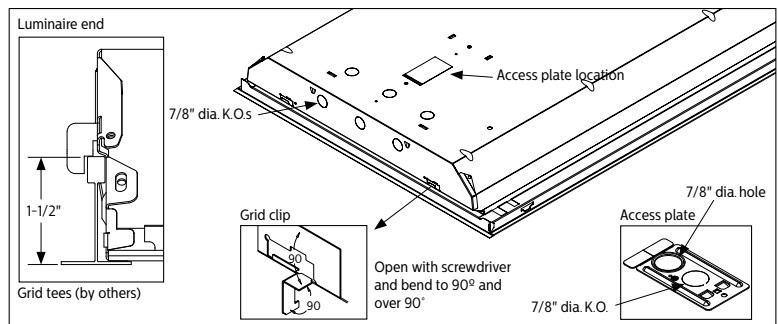
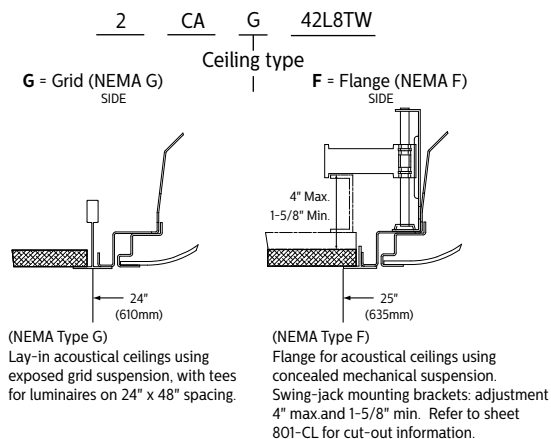
Controls

- Luminaires are not sold individually and are only compatible with load controllers, sensors, user interfaces and front end software from Philips. Philips controls platform allows for more flexibility with customized lighting scenes and behaviors as well as scalability of the tunable white solution into a more extensive lighting network management system. To learn more about the Philips controls solution please visit our tunable white page or <http://www.lightingproducts.philips.com/our-brands/philips-controls/dynalite.html>

Dimensions



Ceiling configuration



2CA ClearAppeal LED recessed 2x4

with tunable white technology, 3400/3700/4200/4900/5700 lumens

Electrical Specifications

Input Voltage	120V				277V			
Nominal CCT	2700K				2700K			
Nominal Lumens	3700	4200	4900	5700	3700	4200	4900	5700
Commissioned State								
Power (W)	41.8	47.0	55.9	65.7	41.5	46.4	55.0	64.3
Current (A)	0.4	0.4	0.5	0.6	0.2	0.2	0.2	0.3
Power Factor	1.0	1.0	1.0	1.0	0.9	0.9	0.9	0.9
THD (%)	14.0	13.0	11.0	10.0	17.0	16.5	16.0	14.5
Off State Power (W)	0.6	0.6	0.6	0.6	0.9	0.9	0.9	0.9
Non-Commissioned State								
Power (W)	78.0	87.0	102.0	116.0	77.0	86.0	101.0	113.0
Current (A)	0.7	0.7	0.9	1.0	0.3	0.3	0.4	0.4

Photometry

2x4 ClearAppeal LED recessed with tunable white, 3700 nominal delivered lumens, 2700K CCT

LER – 92

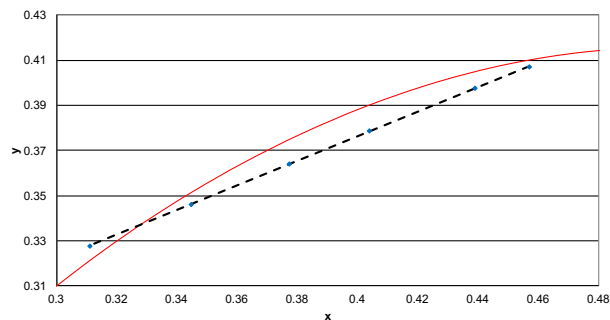
Catalog No.		Candlepower				Light Distribution			Average Luminance			
Test No.	36281	Angle	End	45	Cross	Degrees	Lumens	% Luminaire	Angle	End	45°	Cross
S/MH	1.3	0	1329	1329	1329	0-30	1024	27.0	45	1768	1894	1965
Lamp Type	LED	5	1312	1323	1330	0-40	1666	44.0	55	1651	1823	1928
Lumens	3788	15	1253	1273	1288	0-60	2926	77.2	65	1499	1766	1930
Input Watts	41	25	1140	1173	1196	0-90	3787	100.0	75	1246	1798	2035
CCT	2700K	35	985	1030	1057	0-180	3788	100.0	85	784	1459	1331
		45	805	862	895	Coefficients of Utilization EFFECTIVE FLOOR CAVITY REFLECTANCE 20 PER (pfc=0.20)						
Comparative yearly lighting energy cost per 1000 lumens – \$2.61 based on 3000 hrs. and 5.08 pwr KWH. The photometric results were obtained in the Philips Day-Brite laboratory which is NVLAP accredited by the National Institute of Standards and Technology. Photometric values based on test performed in compliance with LM-79.		55	610	674	712							
		65	408	481	525							
		75	208	300	339							
		85	44	82	75							
						pcc 80 70 50 pw 70 50 30 70 50 30 50 30 RCR 0 118 118 118 115 115 115 111 111 1 108 103 98 106 101 96 96 93 2 97 90 82 95 88 81 83 79 3 89 79 69 86 77 68 73 67 4 81 69 60 80 68 59 66 57 5 75 61 53 72 60 52 58 51 6 68 56 46 68 55 46 53 46 7 64 51 41 63 50 41 47 40 8 59 46 38 57 46 36 44 36 9 56 42 34 55 41 34 40 34 10 53 39 30 51 39 30 38 30						

2CA ClearAppeal LED recessed 2x4

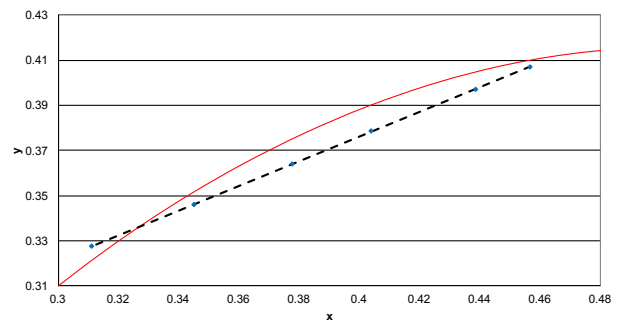
with tunable white technology, 3400/3700/4200/4900/5700 lumens

Color information

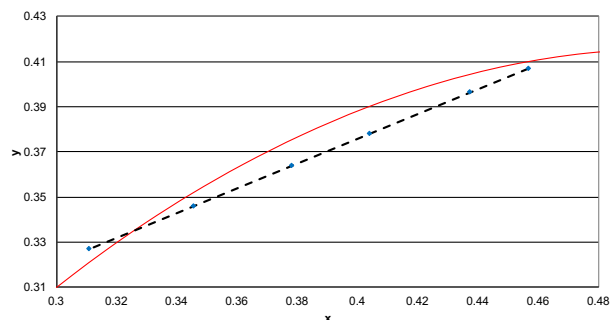
2x4 ClearAppeal 3700lm	2700K	3000K	3500K	4000K	5000K	6500K
Flux	3790	3798	3805	3885	3811	3919
Power	41.4	42.9	40.7	40.2	38.2	35.4
Efficacy	91.5	88.6	93.5	96.8	99.8	110.7
CCT	2716	2915	3431	3990	5000	6606
CRI	83	84	87	87	87	84
R9	18	23	33	37	32	16
x	0.4568	0.4387	0.4037	0.3774	0.3446	0.3110
y	0.4071	0.3974	0.3784	0.3641	0.3462	0.3278
Duv	-0.0010	-0.0029	-0.0051	-0.0051	-0.0026	0.0034



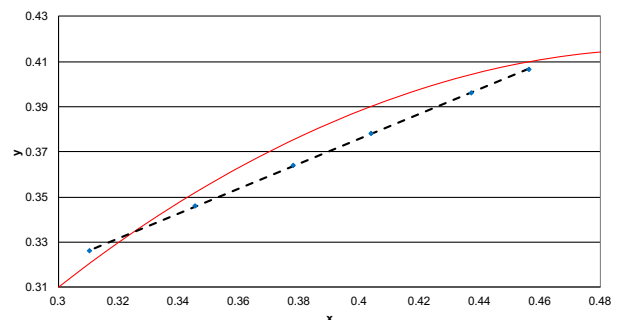
2x4 ClearAppeal 4200lm	2700K	3000K	3500K	4000K	5000K	6500K
Flux	4247	4257	4259	4346	4254	4349
Power	46.5	47.8	45.2	44.4	42.2	39.4
Efficacy	91.2	89.0	94.3	97.9	100.8	110.3
CCT	2717	2916	3427	3980	4984	6610
CRI	83	84	86	87	87	84
R9	18	23	33	37	34	16
x	0.4567	0.4386	0.4039	0.3777	0.3450	0.3110
y	0.4070	0.3973	0.3784	0.3642	0.3462	0.3275
Duv	-0.0011	-0.0029	-0.0052	-0.0052	-0.0027	0.0033



2x4 ClearAppeal 4900lm	2700K	3000K	3500K	4000K	5000K	6500K
Flux	4969	5017	4983	5079	4955	5030
Power	55.0	56.2	52.4	51.3	48.7	45.8
Efficacy	90.3	89.3	95.1	99.1	101.9	109.8
CCT	2719	2932	3424	3972	4971	6625
CRI	83	84	86	87	87	84
R9	18	23	32	37	34	16
x	0.4564	0.4372	0.4040	0.3780	0.3454	0.3108
y	0.4068	0.3965	0.3784	0.3641	0.3461	0.3271
Duv	-0.0011	-0.0031	-0.0052	-0.0053	-0.0029	0.0032



2x4 ClearAppeal 5700lm	2700K	3000K	3500K	4000K	5000K	6500K
Flux	5805	5877	5833	5936	5780	5813
Power	65.6	66.2	61.2	59.7	56.2	53.7
Efficacy	88.5	88.8	95.4	99.5	102.9	108.3
CCT	2722	2934	3423	3965	4962	6654
CRI	83	84	86	87	87	84
R9	17	23	32	36	34	16
x	0.4561	0.4370	0.4039	0.3781	0.3456	0.3104
y	0.4066	0.3962	0.3781	0.3639	0.3459	0.3264
Duv	-0.0012	-0.0032	-0.0053	-0.0055	-0.0031	0.0030



© 2016 Philips Lighting Holding B.V. All rights reserved.
Philips reserves the right to make changes in specifications and/or to discontinue any product at any time without notice or obligation and will not be liable for any consequences resulting from the use of this publication.
philips.com/luminaires



Philips Lighting North America Corporation
200 Franklin Square Drive, Somerset, NJ 08873
Tel. 855-486-2216

Philips Lighting Canada Ltd.
281 Hillmount Rd, Markham, ON, Canada L6C 2S3
Tel. 800-668-9008