

# Day-Brite

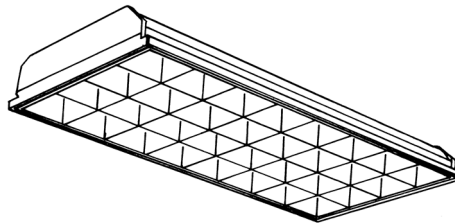
## CFI

by @ignify

### Recessed

LP3 paralouver 2x4

4 Lamp, T8, T5, or T5HO  
32 cell



Project: \_\_\_\_\_  
 Location: \_\_\_\_\_  
 Cat.No: \_\_\_\_\_  
 Type: \_\_\_\_\_  
 Lamps: \_\_\_\_\_ Qty: \_\_\_\_\_  
 Notes: \_\_\_\_\_

The Day-Brite / CFI LP3 paralouver recessed is designed to provide the optimum balance of visual comfort, luminaire efficiency, and low cost.

#### Ordering guide

Example: 2LP3GA432-48AL-UNV-1/4-EBLHE-LPT835HL

Width	Family	Ceiling Type	Air Function	No. of Lamps (not included)	Lamp Type	Louver Config. (cells wide x cells long)	Louver Finish	Voltage	Options
2	LP3			4	—	48	—	—	
2 2'	LP3 LP3 paralouver	G Grid F Flange Z Z-Spline/ Modular	A Air supply C Combination (air & heat transfer) H Heat transfer S Static (no air function)	4	28 28WT5 (46") 32 32WT8 (48") 54HO 54WT5HO (46")	48 4x8	AL Semi-specular anodized aluminum low iridescence W Matte white paint	120 277 347 UNV Universal Voltage 120-277V	1/4 One 4-lamp ballast 2/2 Two 2-lamp ballasts APC Air pattern control blades ASC Snap out air slot covers DWC Deep wireway cover PAF Housing painted after fabrication EB Electronic ballast, <10% THD, std. ballast factor EB10R T8 electronic ballast, program rapid start, <10% THD EBHE T8 electronic ballast, high efficiency, std. ballast factor EBLHE T8 electronic ballast, high efficiency, low ballast factor EBHHE T8 electronic ballast, high efficiency, high ballast factor EBSD T8 electronic step dimming ballast, .88 ballast factor EBD7 Advance Mark 7 dimming ballast, 0-10V (low voltage) control EBDX Advance Mark 10 dimming ballast, phase control EBD Electronic dimming ballast, customer specified E1 B100 emerg. ballast, T8, 350-450 lumens, 120/277V E1CAN B100-CAN emerg. ballast, Canada market, T8, 350-450 lumens, 120/347V E7 B60 emerg. ballast, T8, 600-700 lumens, 120/277V E5 B50 emerg. ballast, U.S. or Canada market, T8, 1100-1400 lumens, UNV ESCAN B50-CAN emerg. ballast, Canada market, T8, 1100-1400 lumens, 120/347V ESST B50ST emerg. ballast w/self test, T8, 1100-1400 lumens, UNV E7LP LP550 emerg. ballast T5/T5HO, 430-700 lumens, 120/277V E6LP LP600 emerg. ballast U.S. or Canada market, T5/T5HO, 750-1325 lumens, 120/277V F1 3/8" flex, 3 wire 18 gauge 6' F2 3/8" flex, 4 wire 18 gauge 6' F2/5W 3/8" flex, 5 wire 18 gauge 6' GLR Fusing, fast blow LPT830 Installed T8/T5/T5HO lamps, 80+ CRI, 3000K LPT835 Installed T8/T5/T5HO lamps, 80+ CRI, 3500K LPT841 Installed T8/T5/T5HO lamps, 80+ CRI, 4100K LPT830HL Installed T8/T5 hi lumen lamps, 80+ CRI, 3000K LPT835HL Installed T8/T5 hi lumen lamps, 80+ CRI, 3500K LPT841HL Installed T8/T5 hi lumen lamps, 80+ CRI, 4100K CHIC Chicago plenum rated

#### Accessories (order separately)

- FMA24 2'x4' "F" mounting frame for NEMA "F" mounting
- FKDP24 Flange conversion kit 2x4



# 2LP3 LP3 paralouver recessed 2x4

4 lamp, T8, T5, or T5HO, 32 cell

## Application

- Low-brightness troffer for most ceilings:
  - Grid inverted T (NEMA “G”)
  - Flange-type for concealed mechanical suspension (NEMA “F”)
  - Modular and “Z” spline (NEMA “M/Z”)
- Designed for air supply/return through side slots and/or heat transfer. Select the appropriate catalog no. for air function desired. Air pattern control blades in side slots must be ordered as an option. Air boots by others.
- Excellent visual comfort and inconspicuous appearance.

## Construction/Finish

- Housing is multi-stage phosphate treated for maximum corrosion resistance and finish coat is high reflectance baked white enamel.
- Flat black finish inside perimeter reveal for “floating door” appearance.

- Built in grid clips designed for use with standard 1-1/2” high grid ceiling members.
- Standard wireway cover is designed to accommodate small can ballasts. Use of emergency ballasts or specification of ballasts other than generic ballasts may require the use of a larger wireway cover. Deep wireway cover (DWC) accommodates 2-3/8” W x 1-1/2” H ballasts and may be specified when ordering.

## Electrical

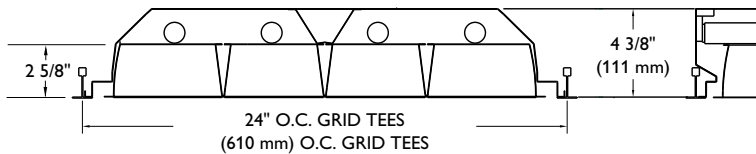
- cULus listed for damp locations.
- Self-contained fluorescent emergency power packs can be incorporated. LP series emergency ballasts are recommended for use with the standard wireway cover. Standard series emergency ballasts may be used with the larger wireway cover.

## Enclosure

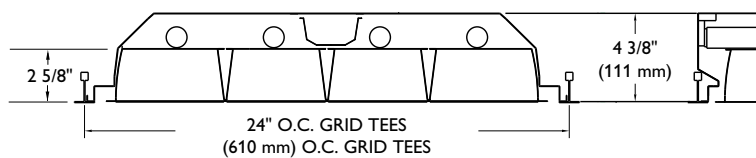
- Parabolic-shaped louvers closely controlled for uniform low-brightness appearance, and interlocked to avoid vibration.

- Choice of semi-specular (AL) low iridescence anodized aluminum or matte white paint louver finishes.
- **32 Cell:** Lengthwise shielding is 25°. Crosswise shielding is 45°.
- Bottom aluminum flange has mitered corners and fits flush with ceiling.
- Can be hinged and latched from either side.
- Shipped with plastic film to keep out construction dirt.
- Guide-post spring loaded latches standard.

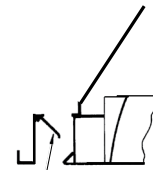
## Dimensions



Standard Wireway Cover Shown

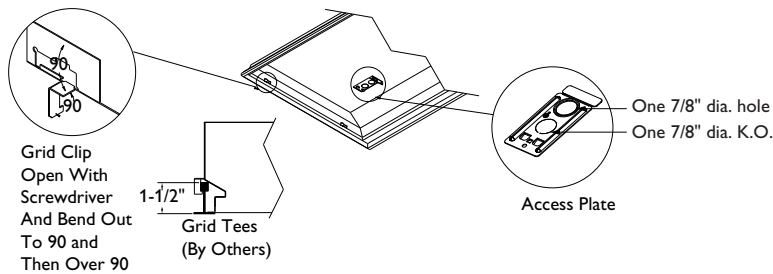


Deep Wireway Cover Shown



### Optional Air Pattern Control (on Air and Combination Units)

- Fully adjustable
- Closed= Static
- 45°= Horizontal Air Supply
- 90°= (fully open) – Vertical Air Supply
- Side Slots may also be used for Return Air to Plenum
- Snap-in Air Slot Covers (ASC) also available

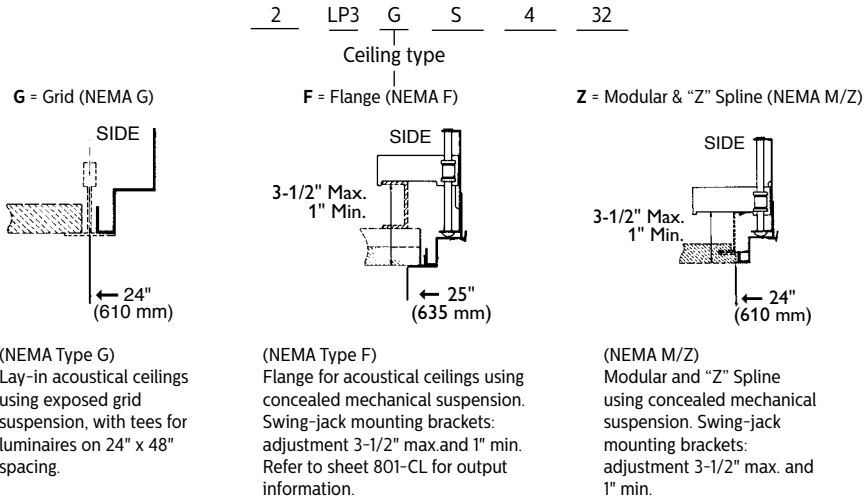


Some luminaires use fluorescent or high intensity discharge (HID) lamps that contain small amounts of mercury. Such lamps are labeled, “Contain Mercury” and/or the symbol “HG”. Lamps that contain mercury must be disposed of in accordance with local requirements. Information regarding lamp recycling and disposal can be found at [www.lamprecycle.org](http://www.lamprecycle.org)

# 2LP3 LP3 paralouver recessed 2x4

4 lamp, T8, T5, or T5HO, 32 cell

## Ceiling configuration



## Photometry

### LP3 2x4 4 Lamp T8 32 Cell

Efficiency – 67.8%

LER – 57

TER – 53

<b>Catalog No.</b> 2LP3GS432-48AL-1/4-EB <b>Test No.</b> 20852 <b>S/MH</b> 1.5 <b>Lamp Type</b> F32T8 <b>Lumens/Lamp</b> 2850 <b>Ballast Factor</b> 0.88 <b>Input Watts</b> 119  Comparative yearly lighting energy cost per 1000 lumens – <b>\$4.21</b> based on 3000 hrs. and \$.08 pwr KWH.  The photometric results were obtained in the Day-Brite laboratory which is NVLAP accredited by the National Institute of Standards and Technology.	<b>Candlepower</b>				<b>Light Distribution</b>				<b>Average Luminance</b>			
	<b>Angle</b>	<b>End</b>	<b>45</b>	<b>Cross</b>	<b>Degrees</b>	<b>Lumens</b>	<b>% Lamp</b>	<b>% Luminaire</b>	<b>Angle</b>	<b>End</b>	<b>45'</b>	<b>Cross</b>
	0	3275	3275	3275	0-30	2733	24.0	35.3	45	4886	5241	4157
	5	3283	3276	3268	0-40	4578	40.2	59.2	55	4098	3336	3737
	10	3226	3276	3324	0-60	7357	64.5	95.2	65	922	1150	826
	15	3127	3266	3401	0-90	7732	67.8	100.0	75	271	277	258
	20	3019	3248	3509	<b>Coefficients of Utilization</b> <b>EFFECTIVE FLOOR CAVITY REFLECTANCE 20 PER (pfc=0.20)</b> pcc      80                      70                      50 pw      70   50   30              70   50   30              50   30 RCR 0      81   81   81              79   79   79              75   75 1      76   72   70              73   71   69              68   67 2      69   66   61              68   64   60              61   58 3      65   58   54              63   57   54              56   52 4      59   53   47              57   52   46              50   46 5      55   47   41              54   46   41              46   40 6      51   42   38              50   42   38              41   36 7      47   39   34              46   39   34              38   33 8      45   35   30              44   35   30              34   29 9      41   33   28              40   33   28              32   28 10     39   30   26              38   29   26              29   25							
	25	2895	3226	3616								
	30	2749	3185	3624								
	35	2575	3064	3230								
	40	2374	2767	2523								
	45	2118	2272	1802								
	50	1815	1675	1545								
55	1441	1173	1314									
60	875	734	776									
65	239	298	214									
70	93	89	89									
75	43	44	41									
80	20	20	18									
85	6	6	5									

