

LIGHTOLIER

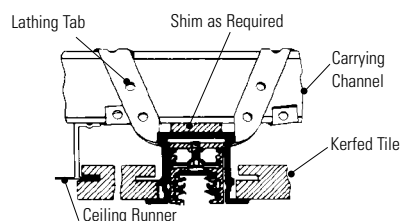
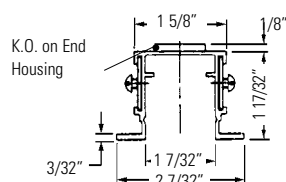
by @signify

Track Lighting

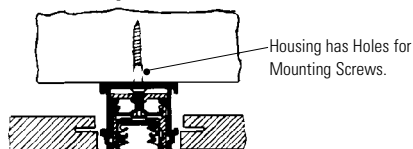
Lytespan

7515 Recessed housing

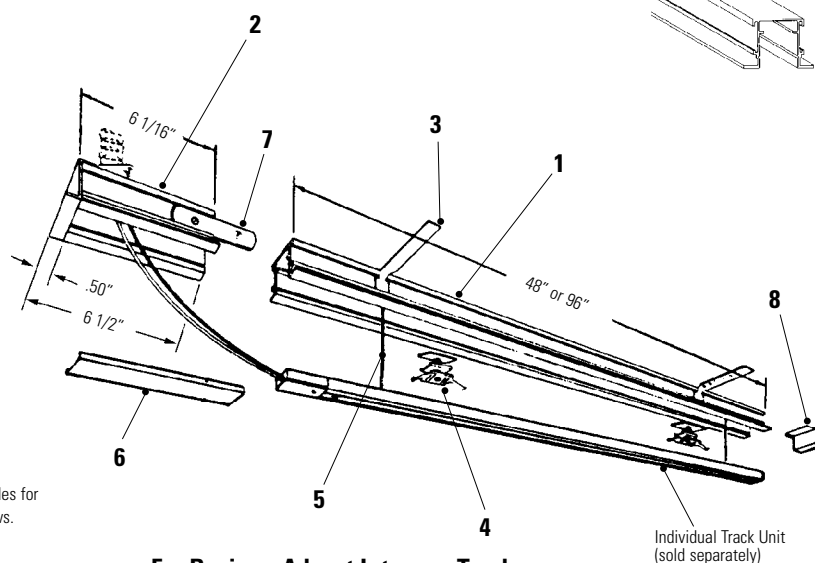
Project: _____
 Location: _____
 Cat.No: _____
 Type: _____
 Lamps: _____ Qty: _____
 Notes: _____



Suspended Tile



Tile or Plaster Board



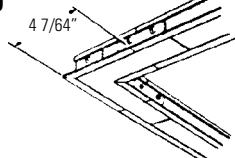
For Basic or Advent Lytespan Track

Patterns with Recessed Track

"L", "T", and "X" Housing/Splice Boxes are used to form patterns with recessed track. 7/8" dia. K.O.'s are provided on top for attaching circuit wiring for power feed. Auxiliary Electrical Connectors are required with "L", "T" and "X" Housing/Splice Boxes for power feed or power continuity through these Housing/Splice Boxes. Extra End Caps are provided with Housing/Splice Boxes.

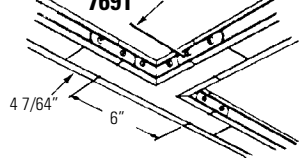
"L" Housing/Splice Box

7690



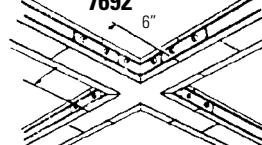
"T" Housing/Splice Box

7691



"X" Housing/Splice Box

7692



Auxiliary Electrical Connector Kits

6464WH (Basic)

6467WH (Advent)

Set of 2 for "L"

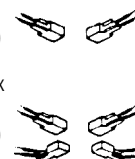
Housing/Splice Box

6462WH (Basic)

6465WH (Advent)

Set of 4 for "T" or

"X" Housing/Splice Box



NOTE: "L", "T" and "X" Connectors (See Specification Sheet 6000) are not used with recessed track.

Multiple Power Feeds

Catalog No.	Description	End Housing/Splice Box	Housing
7515	4' Housing		
7516	8' Housing		
7517	End Housing/Splice Box		

7515 Lytespan

Recessed housing

Features

1. **Housing:** extruded aluminum .062" wall, matte white. Will resist alkali in concrete for 48 hours while setting.
2. **End Housing/Splice Box:** extruded aluminum. .062" wall, matte white (2) 7/8" dia. K.O.'s provided for multiple feeds.
3. **Lathing Tab:** 20 ga. plated steel. Slides to desired position.
4. **Mounting Clip:** secures track to housing (includes allen wrench).
5. **Hanger Chain**
6. **Splice Box Cover:** 26 ga. steel, matte white. Snaps in without tools.
7. **Spline**
8. **End Cap:** (2) Supplied with End Housing/Splice Box.

Mechanical

Housings and Splice Boxes are locked securely together with metal Splines and Screw Fasteners.

Mounting

Lathing Tabs and holes in Recessed Housings are provided for mounting in a variety of ceilings. Recessed Housings may be installed in concrete.

Finish

Baked Enamel Paint, Matte White.

Labels

UL; I.B.E.W.

WE RESERVE THE RIGHT TO CHANGE DETAILS OF DESIGN, MATERIALS AND FINISH, IN ANY WAY THAT WILL NOT ALTER INSTALLED APPEARANCE OR REDUCE FUNCTION AND PERFORMANCE.

LIGHTOLIER a GENLYTE company
631 Airport Road, Fall River, MA 02720
(508) 679-8131 • FAX (508) 674-4710

Copyright 1997

