



By combining high-tech technology with elements of modern design, the Lumecc **Zenith** LED luminaires give you great flexibility and freedom. The **Zenith** was specially developed for lighting large areas, such as parks, public areas, and entryways. Powered by the EcoSwap LED light engine, **Zenith** provides longevity and energy savings.

Project: \_\_\_\_\_

Location: \_\_\_\_\_

Cat.No: \_\_\_\_\_

Type: \_\_\_\_\_

Lamps: \_\_\_\_\_ Qty: \_\_\_\_\_

Notes: \_\_\_\_\_

### Ordering guide: Luminaire

example: Z47A-40W42LED4K-G2-PC-RLE3-120-SFZ4-FN1-BKTX

Series	LED module	Generation	Globe material	Optics	Voltage	Adaptor	Luminaire options	Poles and brackets	Finish
<b>Z47A</b>		<b>G2</b>							
<b>Z47A</b> Zenith post top	<b>3000k</b> <b>40W42LED3K</b> <b>65W42LED3K</b>  <b>4000k</b> <b>40W42LED4K</b> <b>65W42LED4K</b>	<b>G2</b>	<b>AC</b> Acrylic <b>PC</b> Polycarbonate	<b>RLE3</b> Type III (ASYM)  <b>RLE5</b> Type V (SYMM)	<b>120</b> 120V <b>208</b> 208V <b>240</b> 240V <b>277</b> 277V	<b>SFZ4</b> Fitter	<b>FN1</b> Decorative finial <b>FN2</b> Decorative finial <b>FN3</b> Decorative finial <b>FN4</b> Decorative finial <b>FN8</b> Decorative finial <b>FN9</b> Decorative finial <b>FNC</b> Finial painted copper <b>HS</b> House side shield <b>PH7</b> Photoelectric cell	<i>Consult signify.com/ outdoorluminaires for details and the complete line of Signify poles and brackets.</i>	<b>BE2TX</b> Textured Midnight Blue <b>BE6TX</b> Textured Ocean Blue <b>BE8TX</b> Textured Royal Blue <b>BG2TX</b> Textured Sandstone <b>BKTX</b> Textured Black <b>BRTX</b> Textured Bronze <b>GN4TX</b> Textured Blue Green <b>GN6TX</b> Textured Forest Green <b>GN8TX</b> Textured Dark Forest Green <b>GNTX</b> Textured Green <b>GR</b> Gray Sandtex <b>GY3TX</b> Textured Medium Grey <b>NP</b> Natural Aluminum <b>RD2TX</b> Textured Burgundy <b>RD4TX</b> Textured Scarlet <b>TG</b> Hammertone Gold <b>WHTX</b> Textured White

# Z47A Zenith LED Post Top

## Urban Luminaire


### Dimensions

**Width:** 14-3/4" (37.5cm) diameter

**Height:** 33-1/4" (8.45cm)

**EPA:** 2.18 sq. ft (*maximum*)

**Weight:** 26 lbs (11.8 kg) (*maximum*)



### Predicted Lumen Depreciation Data

Predicted performance derived from LED manufacturer's data and engineering design estimates, based on IESNA LM-80 methodology. Actual experience may vary due to field application conditions. L<sub>70</sub> is the predicted time when LED performance depreciates to 70% of initial lumen output. Calculated per IESNA TM21-11. Published L<sub>70</sub> hours limited to 6 times actual LED test hours.

Ambient Temperature °C	Driver mA	Calculated L <sub>70</sub> Hours	L <sub>70</sub> per TM-21	Lumen Maintenance % at 54,000 hrs
25°C	500 mA	>100,000 hours	>54,000 hours	>98%

### LED Wattage and Lumen Values: Zenith LED post top Z47A

Ordering Code: 3000K	Total LEDs	LED current (mA)	Average System Wattage (W)	Type RLE3			Type RLE5		
				Lumen Output	Efficacy (LPW)	BUG Rating	Lumen Output	Efficacy (LPW)	BUG Rating
40W42LED3K-G2	42	333	49	4,898	100	B3-U3-G3	4,871	99	B3-U3-G3
65W42LED3K-G2	42	500	70	6,501	93	B3-U3-G3	6,465	92	B3-U3-G3

Ordering Code: 4000K	Total LEDs	LED current (mA)	Average System Wattage (W)	Type RLE3			Type RLE5		
				Lumen Output	Efficacy (LPW)	BUG Rating	Lumen Output	Efficacy (LPW)	BUG Rating
40W42LED4K-G2	42	333	49	5,271	108	B3-U3-G3	5,254	107	B3-U3-G3
65W42LED4K-G2	42	500	70	6,995	100	B3-U3-G3	6,974	99	B3-U3-G3

Actual performance may vary due to installation variables including optics, mounting/ceiling height, dirt depreciation, light loss factor, etc.; highly recommended to confirm performance with a layout - contact Applications at [signify.com/outdoorluminaires](mailto:signify.com/outdoorluminaires).

**Note:** Some data may be scaled based on tests of similar. But not identical luminaires.

# Z47A Zenith LED Post Top

## Urban Luminaire

### Specifications:

#### Housing

**Hood:** Spun aluminum 1100-0 dome, permanently sealed onto the luminaire

**Guard:** In a round shape, this guard is a cast 356 aluminum with decorative arms welded to the fitter

**Fitter: (SFZ4),** Cast 356 aluminum c/w 4 set screws 3/8-16 UNC. Slip-fits on a 4" (102mm) outside diameter x 4" (102mm) long tenon.

**Access-Mechanism:** Rotomatic, die-cast A360 aluminum quarter-turn mechanism with constant-pressure spring-loaded points. The mechanism shall offer tool-free access to the inside of the luminaire. An embedded memory-retentive gasket shall ensure weatherproofing. A red key on the unit shall indicate point of engagement.

**Globe: (PC),** Made of one-piece seamless injection-molded clear polycarbonate having a prismatic exterior surface. **(AC),** Made of one-piece seamless injection-molded clear acrylic having a prismatic exterior surface. The globe is mechanically assembled on the access-mechanism.

**Finial:** Decorative cast 356 aluminum, mechanically assembled.

#### LED Engine

Rotomatic tool-free system composed of 4 main components: Heat Sink / LED Module / Optical System / Driver. Electrical components are RoHS compliant. Composed of 42 high-performance white LEDs. Color temperature as per ANSI/NEMA bin Neutral White, 4000 Kelvin nominal (3985K +/- .275K or 3710K to 4260K) or Warm white, 3000 Kelvin nominal (3045K +/- 175K or 2870K to 3220K), CRI 70 Min. 75 Typical.

#### Heat Sink

Made of extruded aluminum optimising the LEDs efficiency and life. Product does not use any cooling device with moving parts (only passive cooling device)

#### Optical System

Type 3 and Type 5. Composed of high-performance acrylic refractor lenses to achieve optimized distribution and get maximum spacing. Target lumens will create a perfect lighting uniformity. Performance shall be tested per LM-63, LM-79 and TM-15 (IESNA) certifying its photometric performance. Painted color grey

#### Driver

High power factor of 90%. Electronic driver, operating range 50/60 Hz. Auto-adjusting to a voltage between 120 and 277 volt AC rated for both application line to line or line to neutral, Class II, THD of 20% max. Maximum ambient operating temperature from -40F(-40C) to 130F(55C) degrees. Assembled on a unitized removable tray with Tyco quick disconnect plug resisting to 221F(105C) degrees

#### Surge Protection

Surge protector tested in accordance with ANSI/IEEE C62.45 per ANSI/IEEE C62.41.2 Scenario I Category C High Exposure 10kV/10kA waveforms for Line Ground, Line Neutral and Neutral Ground, and in accordance with U.S. DOE (Department of Energy) MSSLC (Municipal Solid State Street Lighting Consortium) model specification for LED roadway luminaires electrical immunity requirements for High Test Level 10kV / 10kA.

#### Luminaire Useful Life

Refer to IES files for energy consumption and delivered lumens for each option. Based on ISTMT in situ thermal testing in accordance with UL1598 and UL8750, using LM-80 data from LED manufacturers and engineering prediction methods, the luminaire useful life is expected to reach 100,000+ hours with >L70 lumen maintenance @ 25°C. Luminaire useful life accounts for LED lumen maintenance and additional factors, including LED life, driver life, PCB substrate, solder joints on/off cycles and burning hours for nominal applications.

#### Hardware

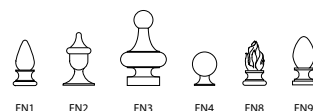
All exposed screws shall be complete with Ceramic primer-seal base-coat to reduce seizing of the parts and offers a high resistance to corrosion. All seals and sealing devices are made and/or lined with EPDM and/or silicone and/or rubber..

#### Wiring

Gauge (#14) TEW/AWM 1015 or 1230 wires, 6" (152mm) minimum exceeding from luminaire

#### Luminaire Options

**HS** House side shield  
**PH7** Photoelectric cell  
**FNx** Decorative finial (see below)



#### Finish

Color to be in accordance with the AAMA 2603 standard. Application of polyester powder coat paint (4 mils/100 microns) with ± 1 mils/24 microns of tolerance. The Thermosetting resins provides a discoloration resistant finish in accordance with the ASTM D2244 standard, as well as luster retention in keeping with the ASTM D523 standard and humidity proof in accordance with the ASTM D2247 standard.

The surface treatment achieves a minimum of 2000 hours for salt spray resistant finish in accordance with testing performed and per ASTM B117 standard.

#### LED products manufacturing standard

Electrostatic discharge (ESD) such as light emitting diodes (LEDs) are assembled in compliance with IEC61340 5 1 and ANSI/ ESD S20.20 standards so as to eliminate ESD events that could decrease the useful life of the product.

#### Quality Control

The manufacturer must provide a written confirmation of its ISO 9001 2008 and ISO 14001 2004 International Quality Standards Certification.

#### Certifications and Compliance

cULus listed to Canadian safety standards for wet locations. Manufactured to ISO 9001:2008 Standards. UL8750 and UL1598 compliant. UL listed to U.S. safety standards for wet locations. LM80 & LM79 tested. Listed on the DesignLights™ Consortium (DLC) Qualified Products List (QPL).

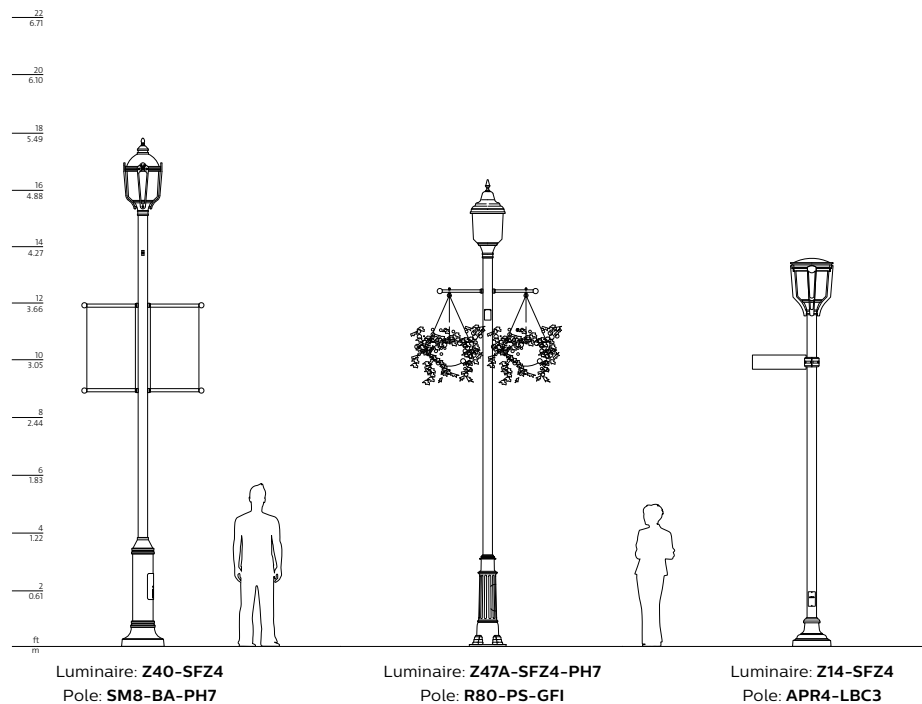
#### Warranty

5 year extended warranty.

# Z47A Zenith LED Post Top

## Urban Luminaire

### Assembly examples



Consult [signify.com/outdoorluminaires](http://signify.com/outdoorluminaires) for details and the complete line of Signify poles and brackets.

