

Day-Brite

CFI

by Signify

Linear Surface

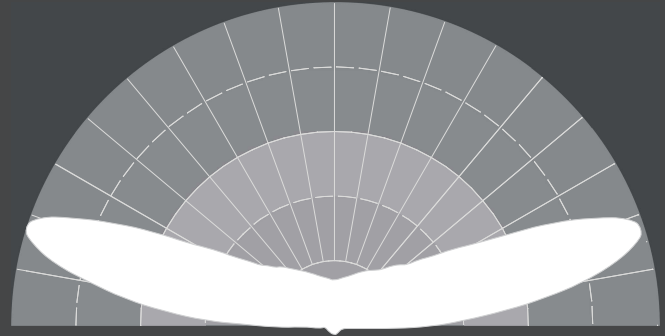
SlimLux



Step out of the recessed zone & light it up, for less

Indirect quality & style without sacrifice

Have you ever seen
a 2" wide recessed
troffer that provides
indirect illumination?



T-grid ceilings are the cost effective, low maintenance choice for so many commercial and institutional spaces. As a lighting designer or specifier, you are always looking for the best lighting solution for these ceiling environments. In the past, this often meant

that the comfort, style and quality of indirect lighting was out of reach. Ceiling height, budget and other limiting factors left projects with a limited menu of recessed architectural troffers to choose from. To fulfill the project budget and maintenance constraints,

you often had to discard suspended or surface lighting options.

SlimLux from Day-Brite gives you an LED, high


performance linear solution at the same installed cost as a typical architectural troffer. No more sacrificing style for practicality.





Reimagining the t-grid ceiling....

The SlimLux lightbar stem attaches tool-free to t-bar in a simple twist action. Not only does this make installation a snap, SlimLux can be repositioned in the space to adapt to changing application layouts.



Easy-click
method for
faster
installation






SlimLux vs. recessed troffer comparison

When comparing SlimLux to an architectural troffer, both have a few similarities: both provide a lighting solution for close-to-ceiling applications, have similar lumen outputs, and similar pricing levels. See the example below:

Only SlimLux offers:

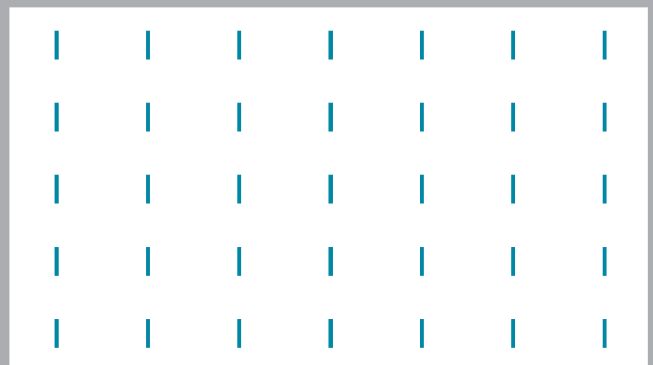
- Indirect, low glare, uniform lighting (avoiding cave-like environments from fully direct troffers).
- A virtually weightless product at just 2lbs (compared to 30lbs for a 2x2 troffer)
- One half the installation time at just 10 minutes (compared to 20 minutes for a 2x2 troffer)

Traditional 2x2 troffer



On Center Spacing: 8' o.c.
Lumens: 3800lm
UGR²: 24
Light levels³: 35fc

SlimLux 4ft modules



On Center Spacing: 8' o.c.
Lumens: 3800lm
UGR²: 10
Light levels³: 35fc


¹ Comparison is based on a mid-level performance based troffer which has similar efficacy and pricing as SlimLux.

² UGR: Unified Glare Rating - a method of calculating glare from luminaires. For offices, a rating below 19 at desk level is considered low glare.

³ IES recommended light levels for open offices: 30-50fc.

See the difference

Ultra slim at only 2 inches wide
(actual size shown here)



SlimLux is a real problem solver. No more hidden ceiling roadblocks.

SlimLux will be your go-to choice for schools, offices, light industrial spaces and more. It's ideal for new construction as well as renovations. You don't have to worry about what you might find when you rip out a ceiling, as SlimLux takes up no space in the plenum (except for the small remote driver pod).



Smooth, slender, SlimLux.

Ordering Guide

example: SL1P04835NGW

Lightbar							
Family	Quantity	Length	CRI & CCT	Distribution	Mounting	Finish	
SL				N	G	W	
SL SlimLux	1P Single Luminaire	04 4ft lightbar 02 2ft lightbar	835 80 CRI, 3500K 840 80 CRI, 4000K	N 90% Up/ 10% Down	G NEMA G 15/16" T-Grid	W White	example: SL04QG38LUNVDIM1
Driver Pod							
Family	Lightbar Length	Driver Pod Package ⁵	Ceiling Type	Lumen Package	Voltage	Driver	Options
SL			G				
SL SlimLux	04 4ft Lightbar	S Driver Pod for 1 lightbar Q ⁶ Driver Pod for 4 lightbar M ⁵ Driver Pod for 8 lightbar <i>Driver pod package must be ordered with equal lightbar quantities. (e.g. M driver pod must be ordered with 8 lightbars)</i>	G T-Grid	38L 3800lm/4ft 30L 3000lm/4ft 19L 1900lm/2ft 15L 1500lm/2ft	UNV 120/277V 347 ^{3,4} 347V	DIM1 ¹ Dimming SDIM1 ³ Step dimming* LDE ⁶ Lutron LDE5 5% dimming LDEH ⁶ Lutron LDE1 1% dimming	F1 3/8" flex, 3 wire 18 guage 6' F2 3/8" flex, 4 wire 18 guage 6' F1/D 3/8" twin flex, 3 wire 18 guage 6' for dimmable luminaires F2/5W 3/8" single flex, 5 wire 18 guage 6' for dimmable luminaires F2/6W 3/8" single flex, 6 wire 18 guage 6' for dimmable & emergency luminaires GLR Fusing, fast blow BSL10LST ^{2,4} Bodine 10W self-testing battery pack BSL6LST ^{2,4} Bodine 6W self-testing battery pack IAP ⁷ Integral Interact Pro RF sensor, enables connected lighting control CHIC Chicago Plenum Rated
Accessories			1. Non-controls options are 0-10v 1% dimming. Controls options are dimmable to 5% via wireless wall switch. 2. Emergency options available only with 4' single driver pods. 3. 347V not available with 2' 8-lightbar (M) driver pods. 4. 347V not available with emergency options. 5. Note that each Driver Pod is designed for the exact amount of lightbars. For example: Q pod must be installed and operated with 4 lightbars. 6. Available with only single (S) driver pod option. 7. Available only with DIM1 lightbar driver option.				
SWZDT ⁷ SpaceWise DT wireless controller with dwell time functionality (compatible with -DIM1 driver option - see "SWZDT" spec sheet)							



