



PHILIPS

GentleSpace gen3

Industry lighting

A large industrial warehouse with high ceilings, blue metal shelving units filled with boxes and bags, and workers in the background. The lighting is bright and even.

**Efficient, reliable and
adaptable** high-bay
lighting solution



GentleSpace gen3 offers
high efficiency and
connectivity options

Contents

Industry lighting
GentleSpace gen3
Content

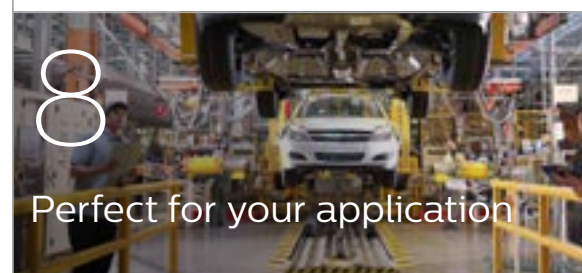
4

The search for optimal
industrial lighting



6

Meet GentleSpace gen3



8

Perfect for your application

12

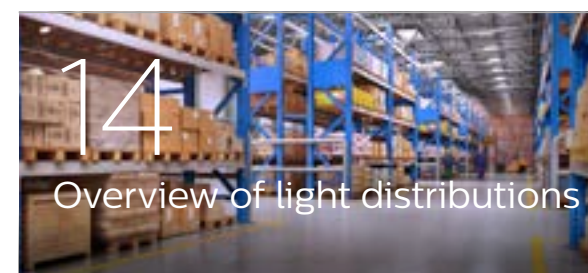
Excellent optics for a high
quality of light

13

Lighting performance

14

Overview of light distributions



15

Luminaire components
Simple, slim and functional design

16

Control your lighting with
GreenWarehouse

18

Ready to be connected to
software applications

20

Dimensional
drawings

22

Specifications



23

Ordering information



The search for optimal industrial lighting

Every industrial facility seeks to be well-lit, offering high quality illumination that meets all necessary requirements while keeping operating and maintenance costs to the minimum. Today's industry lighting is expected to deliver on the following:

Ensuring employee safety and compliance with regulations

Lighting has an effect on human performance and can influence the sense of safety. Uneven light on surfaces reduces visibility and may create potentially unsafe situations. Hence the demand for high-quality, glare-free lighting is increasing, and lighting is also expected to be fully compliant with safety norms and regulations.

Reducing energy and operational costs

Achieving operational excellence by reducing energy consumption and maintenance costs is becoming a high priority. Therefore, it's no surprise that facility managers are searching for lighting solutions offering the highest application efficiency combined with low Total Cost of Ownership (TCO).

Extending maintenance cycles

High-ceiling installations can be costly and difficult to maintain. Businesses are looking for long-lasting solutions that minimize the cost and disruption of replacing luminaires.

Sustainability

Industries are moving away from the traditional 'take, make, waste' model of production and towards the circular economy model, which seeks to bring as many materials as possible back into the production loop. Products can be recycled, be in circulation for the longest possible time and stay relevant over their lifetime.

Meet GentleSpace gen3



Adaptable high-bay lighting offering
high efficiency and connectivity options



High quality of light, excellent uniformity and reduced glare

Thanks to its new optical system and the options of multiple beams and lumen packages, GentleSpace gen3 delivers the best combination of low glare lighting and outstanding performance.



Extensive application coverage

Philips GentleSpace gen3 is an ideal lighting solution for an extensive range of applications with different dimensions as well as lighting requirements, such as food and beverage, automotive, warehousing and logistics, manufacturing, and indoor sports complexes.



Highly efficient with an attractive Total Cost of Ownership

Philips GentleSpace gen3 offers an attractive Total Cost of Ownership (TCO) due to its high efficiency (up to 155 lm/W) in application, long lifetime and ease of maintenance.



Ready to connect to existing and upcoming software and system applications

Philips GentleSpace gen3 gives you the option to upgrade even after installation using a plug-and-play sensor.



Option of emergency lighting

An emergency lighting system has one simple life-saving task: to provide light if a power outage shuts down a building's standard operational lighting. Such a system is a crucial component of the building's lighting design and plays a critical role during evacuation and emergency situations. GentleSpace gen3 offers the option of integrated emergency lighting (three hours of emergency lighting with ELP3 PRO and ELD3 DALI). So even in mains power failure occurs, it can provide sufficient illumination to enable safe evacuation.



Robust and reliable luminaire

A highly robust and reliable luminaire that is especially designed to meet the demands of applications such as high halls, extreme high environmental temperatures and dusty environments.

Perfect for your application

Industry lighting
.....
GentleSpace
gen3
.....
**Perfect for your
industry sector**
.....


Warehouses and logistics centers

Warehouses and logistics centers often have very little daylight and extended operating hours. Such spaces where the light is on 24/7 can especially benefit from an efficient lighting system. The increase in global trade and online shopping imposes changes on the warehouse area and space layout. Even if the facility's size and layout are continuously changing, GentleSpace gen3 luminaires can be repositioned and adjusted to the new floor space with no hassle.



Food and beverage

Maintaining hygiene and reducing the chance of glass contamination is key in the food and beverage industry. This application also requires an easy-to-clean luminaire with dust cover protection. GentleSpace gen3 meets all these requirements.



Manufacturing

At manufacturing facilities, a variety of tasks are performed simultaneously, and various machinery is operated in parallel. High ceilings and large open spaces often host highly complex or dangerous activities that can require very specific lighting solutions. Optimal lighting should therefore eliminate all disturbing elements such as glare and striping effects and enable workers to perform their tasks in a safe environment. Moreover, lighting systems need to be resistant to demanding environmental conditions, such as extreme temperatures, dust, or moisture.




Indoor sports halls and swimming pools

Large indoor halls can be used for a variety of activities such as an exhibition or exam center; the lighting requirements will also vary. Uniform light, glare control, as well as light controllability are crucial. Since the light levels are often high, presence detection sensors help you reduce energy consumption to a minimum when the complex is unoccupied.

Thanks to its excellent light performance and compatibility with lighting control systems, GentleSpace gen3 is suitable for various sports complexes.

Automotive

In automotive facilities, excellent light quality is paramount. At the same time, there is a need to reduce operational costs, while improving energy savings, employee performance and safety. LED lighting is specifically designed to lower your energy expenses and drastically reduce the need for maintenance. GentleSpace gen3 can achieve all these objectives, and even more.



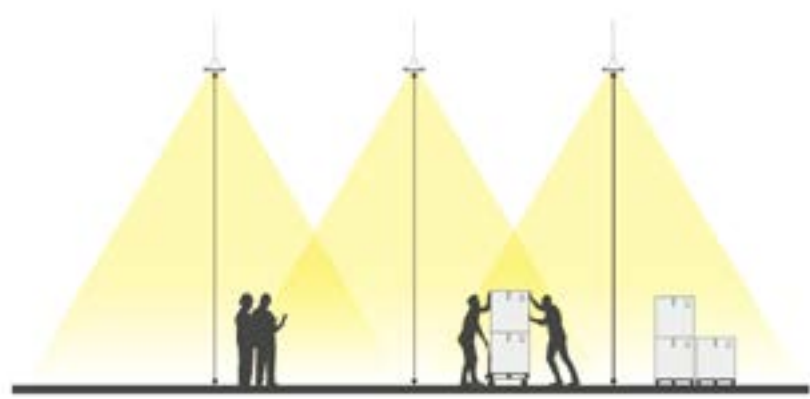
Excellent optics for a high quality of light

Delivering excellent visibility in industrial environments is crucial. The dedicated optical system designed for Philips GentleSpace gen3 can deliver the quality of light industrial spaces require. The luminaire offers an extensive variety of beam shapes including **Wide beam (WB)**, **Medium beam (MB)**, **Narrow beam (NB)**, **Extreme narrow beam (XNB)** and **High rack optic (HRO)**. This allows you to tailor the ambience to your exact requirements in areas such as warehouse and logistics, food production, general open spaces and automotive. Depending on height of the ceiling in relation to the dimensions of the area, we have the ideal option to provide a safe and pleasant environment for the employees.



Lighting performance

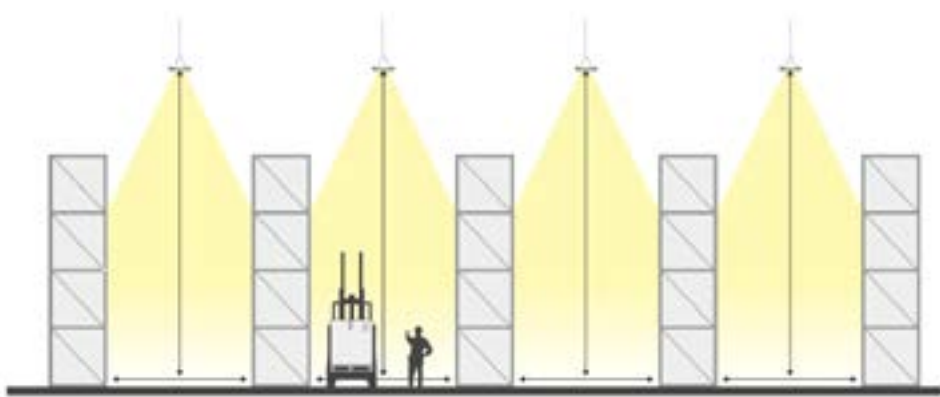
Industrial open spaces



Recommended optics in open space area *		Mounting height [m]			
		6	9	15	> 24
Illuminance [lux]	500	MB	MB	NB	XNB
	300	WB	MB	MB	XNB
	200	WB	WB	MB	NB

* Depending space dimensions

High rack areas

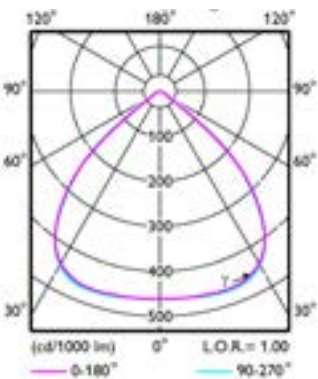


Recommended optics in open space area *		Mounting height [m]			
		9	12	15	18
Illuminance [lux]	300	MB	MB	NB	XNB
	200	HRO	HRO	HRO	NB
	150	HRO	HRO	HRO	HRO

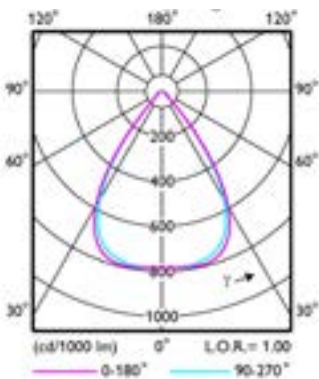
* Depending space dimensions

Overview of light distributions

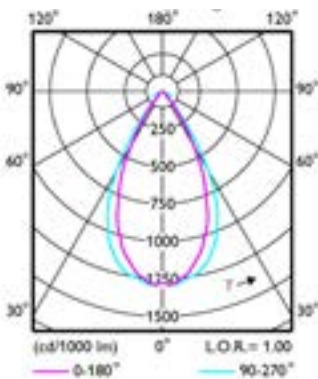
GentleSpace gen3



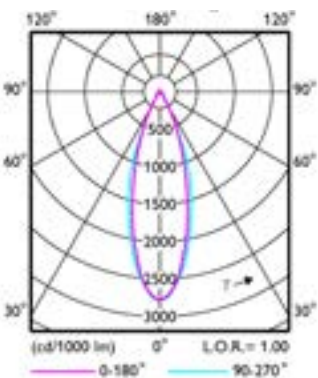
Wide beam (WB)



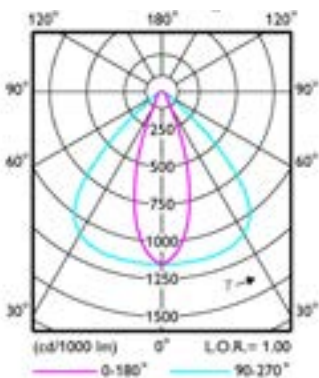
Medium beam (MB)



Narrow beam (NB)



Extreme narrow beam (XNB)



High Rack Optic (HRO)



Luminaire components

Simple, slim and functional design

Philips GentleSpace gen3 has a compact product design that supports specific application requirements. Its simple monoblock design is slim, robust and easy to handle. The optical cover is a symmetrical surface of light where the optics run to the very edge. The border around the active area becomes almost invisible, contributing to the luminaire's exceptional design. Its low weight enables hassle-free and fast luminaire installation.

Simple bracket interface

functional for quick installation

Thanks to a simple bracket interface, installation of GentleSpace gen3 involves just three easy steps. The bracket is installed by assembling the central bolt, and then the luminaire is hooked into the angled slots on the bracket. The bolts on the luminaire are tightened (using the special grip washer clamps) to lock the luminaire in place in all directions. The luminaire can be easily unhooked for renovation, servicing, upgrades etc.



Control your lighting with GreenWarehouse

Industry lighting
.....
GentleSpace
gen3
.....
Lighting
control system
and software
applications
.....

Benefit from GreenWarehouse

Thanks to their long lifetime and low energy use, LEDs are already highly attractive to energy intensive businesses. Controllable, dimmable, and with the option of presence detection, LEDs unlock energy savings and eliminate inefficiencies to create instant value. With GentleSpace gen3 you can also benefit from GreenWarehouse, which lets you create lighting 'bundles' using motion sensors and wireless controls. With GreenWarehouse you define your own lighting zones, set your own dimming levels and plan the duration of particular lighting patterns. Thanks to the Extreme High-bay sensor, luminaires can be mounted at higher ceiling heights offering exceptional performance and detection range coverage. In doing so, you can create an environment that suits the exact needs of your business. And it's quick and easy to implement, thanks to plug and play installation. You're ready to go with the minimum of fuss.

GreenWarehouse can be tailored to meet the exact needs of your business:

- Choice of energy-efficient LED luminaires
- Wireless controls for easy operation
- Plug and play for easy installation
- Motion sensors for presence detection
- Dimmable to 10% for extra economy
- Suitable for all environments including aisles and industrial open areas
- Better detection range coverage and better performance with the Extreme High-bay sensor



Extreme High-bay aisle sensor

- Ideal for aisles and high rack areas in warehouses
- Working with 18 meters ceiling height
- Rectangular detection range



Extreme High-bay area sensor

- Ideal for open spaces in manufacturing plants
- Working with 16 meters ceiling height
- Circular detection range



Ready to be connected to software applications

The Fourth Industrial Revolution is opening up new possibilities in terms of optimization, increasing efficiency and further integrations. Connected lighting will be an integral part of this revolution and act as a key building block for integrations.

With connected lighting software applications such as Interact, you have the opportunity to integrate lighting with building or other management system or connect the lighting assets with different sensors. You can use the connected assets to collect granular data on space usage, people movement or even use the connected lighting infrastructure to enable indoor navigation.

Future-ready your business

Interact Industry helps your facility to be a safe and efficient operating environment. In addition, it helps reduce energy usage to make it easier to comply with legislation, reduce your operational costs and hit sustainability goals.

With easy system health monitoring, you can be sure the lighting always functioning at its best. This also helps to keep costs in check.

Smart connected infrastructure also enables you to adapt to change. Whether you're responding to regulatory changes or simply want to adjust warehouse layout or logistics processes to boost productivity, Interact Industry provides the insights and flexibility you need.

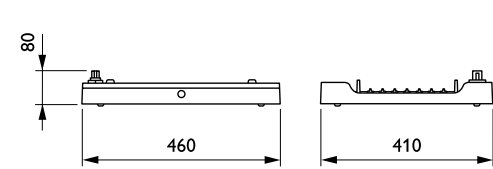
GentleSpace gen3 provides the option of advanced connectivity and is ready to be connected to Interact Industry.

Interact Industry will be commercially available in 2019.

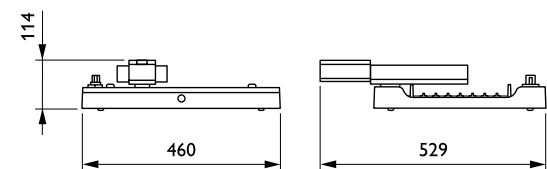
For more information about Interact Industry please visit www.interact-lighting.com/industry



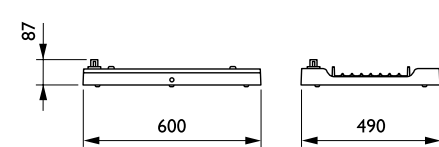
Dimensional drawings



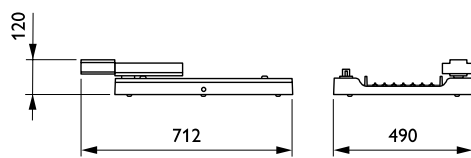
BY480P
Weight: 7.5 kg



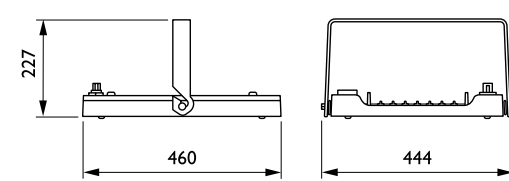
BY480P ACW-x
Weight: 8.2 kg



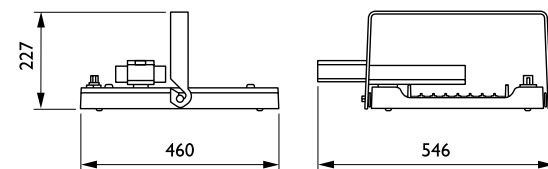
BY481P
Weight: 11 kg



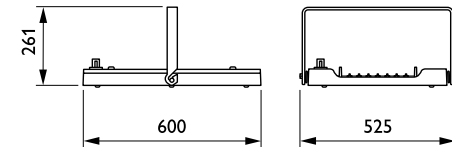
BY481P ACW-x
Weight: 11.7 kg



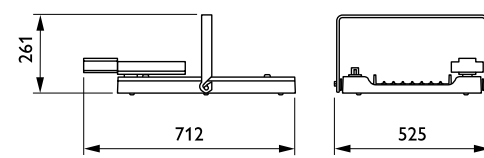
BY480P BR
Weight: 8.5 kg



BY480P BR ACW-x
Weight: 9.2 kg



BY481P BR
Weight: 12.3 kg



BY481P BR ACW-x
Weight: 13 kg



Specifications

	GentleSpace gen3
Luminous flux	BY470 13000 lm/ 17000lm BY471 25000 lm/ 34000 lm
Efficiency	Up to 155 lm/W
Correlated color temperature	4000K / 6500K
Color rendering index	80
Lifetime	L80 100K hrs
Optics	NB/MB/WB/HRO/XNB
Cover optics	Glass cover (GC) / Polycarbonate (PC)
UGR	<22/ 25 depending version
Ingress protection	IP65
Impact resistance	IK08
Ambient temperature	-30°C to +45°C
Mounting	Default: SMT (suspension wire), Option: BR (bracket)
Dimmable	YES (DALI)
System ready	GreenWarehouse (ACW_L sensor or ACW_W sensor option), Interact Industry
Option of emergency lighting	3 hours Emergency with ELP3 PRO and ELD3 DALI

Interpreting the product code

Family description	Lumen Packages	Optics	System option	Driver	Cover	Housing color	Options
BY480P Standard (Small)	LED130S 13000lm	WB Wide Beam					
BY480X GWH/ Interact Industry (Small)	LED170S 17000lm	MB Medium Beam	ACW-L GreenWarehouse sensor (Aisle)	PSD Standard DALI driver			BR Bracket
		NB Narrow Beam	ACW-W GreenWarehouse sensor (Area)	PSED DALI driver for emergency lighting	GC Glass	WH white	SMT Default suspension wire
BY481P Standard (Large)	LED250S 25000lm	XNB Extreme Narrow Beam			PC Polycarbonate	SI Silver	
BY481X GWH/ Interact Industry (Large)	LED340S 34000lm	HRO High Rack	IRE Interact with EasySense	SR System Ready Driver			SWP Swimming pool protected

Ordering information

GentleSpace gen3	
Standard small version	Ordering code
BY480P LED130S/840 PSD HRO GC SI	910500465548
BY480P LED130S/840 PSD MB GC SI	910500465544
BY480P LED130S/840 PSD MB GC SI BR	910500465561
BY480P LED130S/840 PSD NB GC SI	910500465591
BY480P LED130S/840 PSD WB GC SI	910500465539
BY480P LED130S/840 PSD WB GC SI BR	910500465572
BY480P LED170S/840 PSD HRO GC SI	910500465545
BY480P LED170S/840 PSD MB GC SI	910500465551
BY480P LED170S/840 PSD MB GC SI BR	910500465585
BY480P LED170S/840 PSD NB GC SI BR	910500465604
BY480P LED170S/840 PSD WB GC SI	910500465542
BY480P LED170S/840 PSD WB GC SI BR	910500465558

Small version with GreenWarehouse	Ordering code
BY480X LED130S/840 HRO GC SI ACW-L BR	910500465552
BY480X LED130S/840 MB GC SI ACW-L BR	910500465562
BY480X LED130S/840 NB GC SI ACW-L BR	910500465601
BY480X LED130S/840 WB GC SI ACW-L BR	910500465560
BY480X LED170S/840 HRO GC SI ACW-L BR	910500465576
BY480X LED170S/840 MB GC SI ACW-L BR	910500465559
BY480X LED170S/840 WB GC SI ACW-L BR	910500465554

GentleSpace gen3	
Standard large version	Ordering code
BY481P LED250S/840 PSD HRO GC SI	910500465569
BY481P LED250S/840 PSD HRO GC SI BR	910500465592
BY481P LED250S/840 PSD MB GC SI	910500465537
BY481P LED250S/840 PSD MB GC SI BR	910500465556
BY481P LED250S/840 PSD NB GC SI	910500465540
BY481P LED250S/840 PSD NB GC SI BR	910500465584
BY481P LED250S/840 PSD NB PC SI	910500465602
BY481P LED250S/840 PSD WB GC SI	910500465536
BY481P LED250S/840 PSD WB GC SI BR	910500465564
BY481P LED350S/840 PSD HRO GC SI	910500465573
BY481P LED350S/840 PSD MB GC SI	910500465538
BY481P LED350S/840 PSD MB GC SI BR	910500465596
BY481P LED350S/840 PSD NB GC SI	910500465574
BY481P LED350S/840 PSD WB GC SI	910500465549
BY481P LED350S/840 PSD WB GC SI BR	910500465608

Large version with GreenWarehouse	Ordering code
BY481X LED250S/840 HRO GC SI ACW-L BR	910500465553
BY481X LED250S/840 MB GC SI ACW-L BR	910500465541
BY481X LED250S/840 NB GC SI ACW-L BR	910500465567
BY481X LED250S/840 WB GC SI ACW-L BR	910500465543
BY481X LED350S/840 HRO GC SI ACW-L BR	910500465565
BY481X LED350S/840 MB GC SI ACW-L BR	910500465555
BY481X LED350S/840 NB GC SI ACW-L BR	910500465571
BY481X LED350S/840 WB GC SI ACW-L BR	910500465557

