



Project: _____

Location: _____

Cat.No: _____

Type: _____

Lamps: _____ Qty: _____

Notes: _____

Hadco LED step light line-voltage landscape luminaire has interchangeable LED color temperature between 3K and 4K CCT. This adjustable luminaire also has the ability to switch between 5 preset light outputs.

Ordering guide

Example: RSC2-AK5DG2

Series		Finish	Optics	Source	Generation
RSC2	Aluminum step light	A Black B White H Bronze	K5 Aluminum louvers	D LED	G2 Generation 2
RSF2	Polycarbonate Step light	A Black H Bronze	L5 Opal lens	D LED	G2 Generation 2
RSS2	Polycarbonate Step light	A Black H Bronze	K5 Aluminum louvers	D LED	G2 Generation 2
RSV2	Vertical aluminum step light	A Black B White H Bronze	K5 Aluminum louvers	D LED	G2 Generation 2

Optional for early installation

Series	Finish	Option
RS2		
RS2	A Black B White H Bronze	HO Housing only (pre-shipment)



Use when Housing Only (HO) is ordered for pre-shipment to complete catalog number of fixture without housing.

Accessories

Construction mounting kits

- MAKM** Masonry kit
- MAKNS** New Stud Wall kit
- MAKES** Existing Stud Wall kit

All units supplied with mounting hardware for concrete pour installation. If other mounting kits are required, order accessory.



RSF2/RSS2/RSC2/RSV2

Dimensions and finishes

RSF2

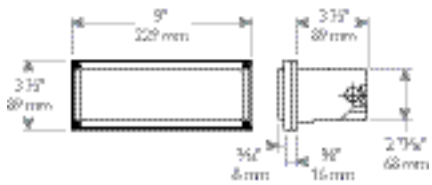
Polycarbonate step light



A Black



H Bronze



RSC2

Aluminum step light



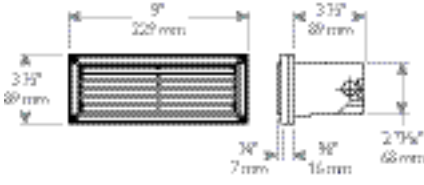
A Black



H Bronze



B White



RSV2

Aluminum step light



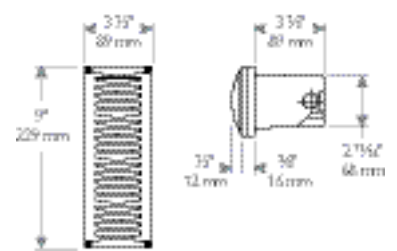
A Black



H Bronze



B White



RSS2

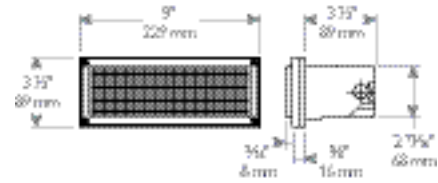
Polycarbonate step light



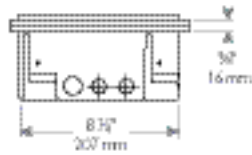
A Black



H Bronze



Bottom view of all



RSF2/RSS2/RSC2/RSV2

Housing

- Die-cast aluminum back box contains less than 0.3% copper to prevent corrosion in concrete or masonry applications.

Trim ring

- Die-cast aluminum trim contains less than 0.3% copper to resist corrosion.

Reflector

- Specular aluminum formed reflector.

Faceplates

Cast louver

- Die-cast copper-free aluminum with 45° cutoff, with frosted tempered glass.

Opal lens

- Opal UV stabilized injection molded polycarbonate with frosted glass silicined on inside for durability.

Louvers

- Clear UV stabilized injection molded polycarbonate with 45° louvered screen insert.

Finish

- Polycarbonate
Color impregnated composite material in; black or bronze (RSF2 / RSS2).
- Aluminum parts have zinc-rich primer and for durability a thermoset powder coat in; black, bronze, or white (RSC2 / RSV2).

LED

- Delivers 70% lumen maintenance at 50,000 hours.
- Color temp (CCT):
Warm white (3000K) is standard.
Cool white (4000K) is optional and is switchable at the fixture.

Controls

Class 2 driver with AOC and 0-10V dimming. Design allows easy-access to integral switch with 5 preset light outputs, see lumen matrix. Remove lens cap with [2] screws and simply adjust the slider switch by hand.

ADA compliant

Compliant when used in indoor and

outdoor wall applications.

Electrical

9.2W (on high setting)
Input voltage range (VAC): 120-277V.
Pre-wired with #18 AWG black, white and ground wire for ease of connection. Also has #18 AWG grey and violet for 0-10V Analog Class 2 dimming, capped off to help prevent cross wiring with line-voltage wires.

Labels

ETL and cETL listed.

Warranty

5 year limited warranty.

Lumen Matrix

Switch Settings (Nominal)	Typical Wattage Consumption	RSC2 Warm	RSC2 Cool	RSF2 Warm	RSF2 Cool	RSS2 Warm	RSS2 Cool	RSV2 Warm	RSV2 Cool
100% (5)	9.2	179	175	85	86	427	435	153	156
80% (4)	8.0	158	154	75	76	376	383	135	137
60% (3)	6.2	122	119	58	58	290	296	104	106
40% (2)	4.4	85	83	40	41	203	206	73	74
20% (1)	2.7	46	45	22	22	110	112	39	40

