



PHILIPS

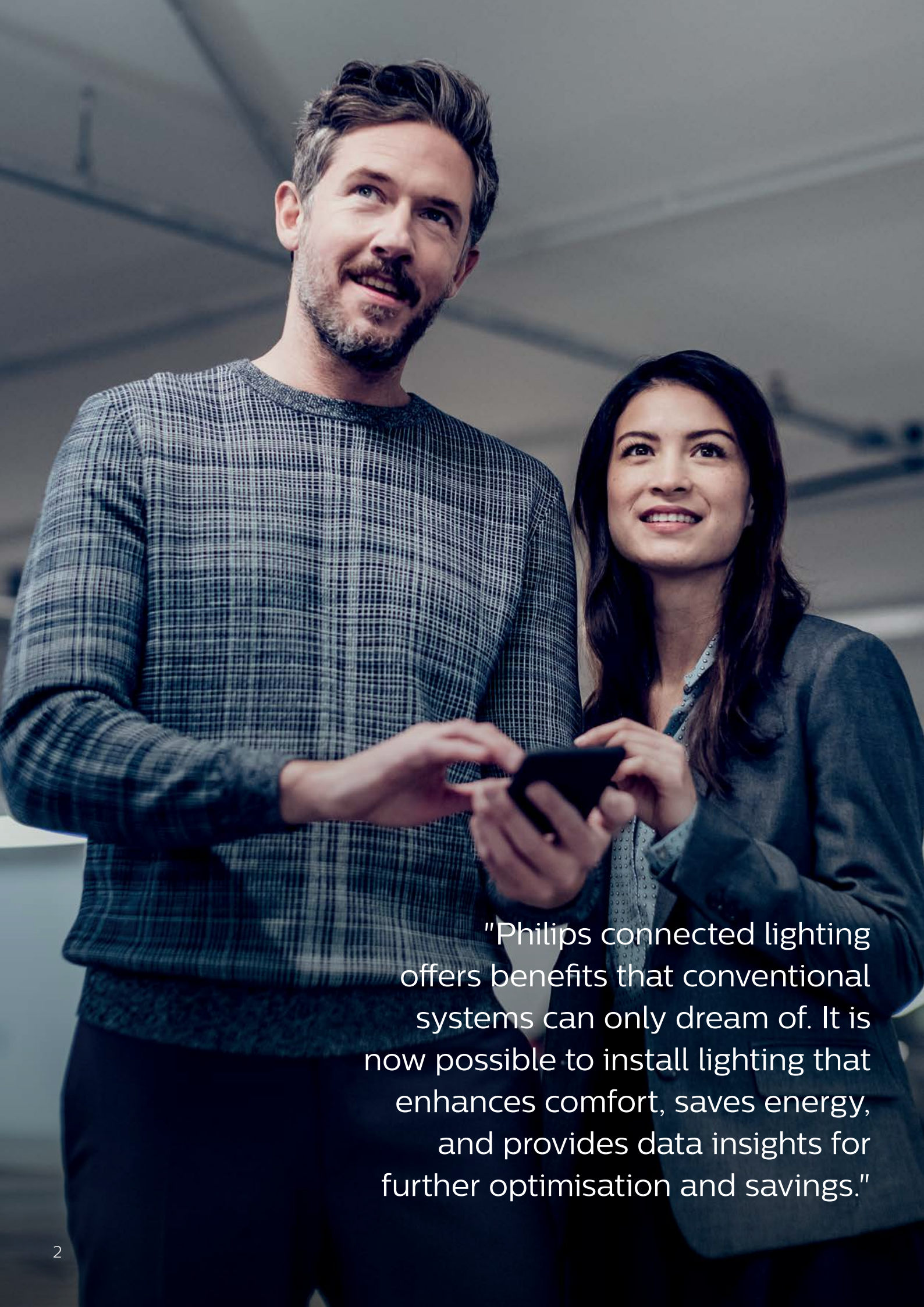
Interact Ready lighting

Slow business or **grow business?**

Real professionals boost their business with **Philips connected lighting** – an innovative solution that works with the **Interact Pro app and dashboard**.

**REAL
PROs**
**REAL
QUALITY**

interact
ready.



"Philips connected lighting offers benefits that conventional systems can only dream of. It is now possible to install lighting that enhances comfort, saves energy, and provides data insights for further optimisation and savings."

4

Changing the lighting industry

New connected lighting opportunities in small and medium sized enterprises.

6

Your benefits

Discover what Philips Interact Ready lighting and the Interact Pro dashboard and app can do for you and your customers.

8

Built for success

Philips connected lighting that's Interact Ready works seamlessly with the Interact Pro intuitive app and dashboard.

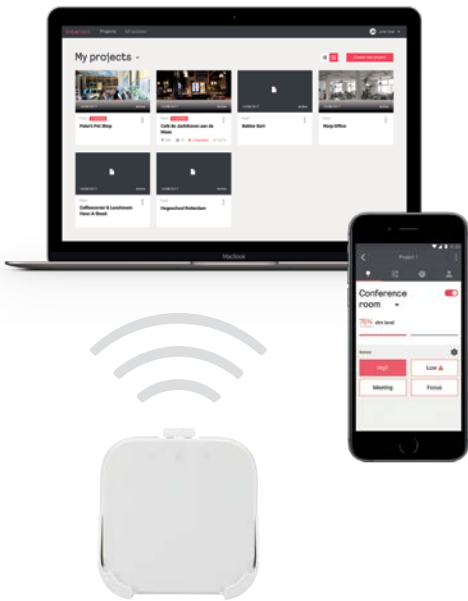
12

Philips Interact Ready luminaires, lamps and components

Discover the connected lighting products that work with Interact Pro.



Smart lighting
brings you new
business opportunities



14

Product specifications

Get the full specifications for every product in the range.

Turn on a game-changer

World class connected lighting that puts the power of IoT in your hands

Many business owners will go the extra mile to get the very best out of their most important assets – their people. The working environment has a direct impact on their morale and productivity. There are many ways to achieve a better workplace – **and one of them is through the right lighting.**

Why upgrade to connected lighting?

Connected lighting means that LED lights with **integrated sensors** are connected to **application software**. As a result, it's possible to automate and optimise light settings for different areas within the building, allow users to **personalise light settings** and business owners to collect anonymised data on **energy and cost performance**.

With the new **Interact Pro dashboard and app**, connected lighting is now available to **small and medium enterprises** with up to 200 light points – at a price that makes upgrading a no-brainer. It seamlessly works with our **Interact Ready** luminaires which offer a direct point-for-point replacement of conventional lights.

philips.com/interact-ready

How the connected lighting system comes together

Philips Interact Ready lighting

PHILIPS *interact ready.*



Smart luminaires



Smart battens



Smart downlights



Smart controls and sensors

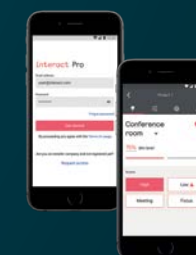
Works with

Interact Pro software

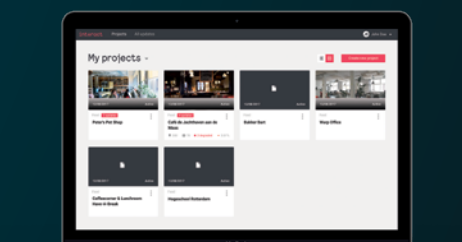
interact Pro



Interact Pro gateway



Interact Pro app



Interact Pro dashboard

Bright benefits for your customers

Saving energy and costs while providing the **best possible light to work**, create and do business in: **Connected lighting** is all this and more. Preparing for this **next chapter in lighting** means investing in productivity, sustainability, innovation and image.

The benefits for your customer:

- ✓ **Optimised and personalised light** levels for daily business, supporting employees, tasks, safety and security
- ✓ **Maximum energy and cost savings** via schedules, motion and daylight sensing
- ✓ Demonstrate **social responsibility**
- ✓ Monitor lighting and energy with the **Interact Pro dashboard** for further optimisation

Installing lights – enjoying advantages

With connected lighting you can offer your customers a smart upgrade of conventional lights. Recommending and installing connected lighting solutions also gives you the chance to become their trusted expert in this new and expanding field.

The benefits for you:

- ✓ **World class connected lighting** for small and medium-sized enterprises
- ✓ **Easy to install**, no need for separate antennas, radio boxes or signal cables
- ✓ Speedy set up with the intuitive **Interact Pro app**
- ✓ Get invaluable data from the **Interact Pro dashboard** and **become a trusted advisor**
- ✓ The Interact Pro app and dashboard works seamlessly with our Interact Ready luminaires and lamps

Built for **success**

The **Interact Pro dashboard and app** work with a range of Philips luminaires and lamps and a set of wireless switches and sensors that are Interact Ready. You can customise the software's settings for specific workspaces. Whether you're connecting 20 light points or 200, Interact Pro helps everyone to work smarter.



More performance – less hassle:

Technical support

during business hours

Installers

- ✓ Project and user management administration
- ✓ Easy joining of light sources
- ✓ Linked light source and accessory information
- ✓ Creation of rooms and zones, on/off switching and dimming, lighting customisation

Business owners

- ✓ Lighting scene management and scheduling
- ✓ Energy consumption feedback
- ✓ Various user rights settings



- ✓ Link to (Wifi) router via Ethernet cable
- ✓ Connect up to 200 light points

Installers

- ✓ Save time and money by making fewer unnecessary trips
- ✓ Guarantee and provide a professional service level to customers
- ✓ Improve relationships with customers by taking a proactive approach to providing data-driven advice
- ✓ Identify and respond to issues like performance problems or forecasted device failures ahead of time
- ✓ Identify and order the correct parts as soon as they're needed

Business owners

- ✓ Desktop view of information provided by the Interact Pro app
- ✓ Adapt lighting, set scenes and adjust schedule settings
- ✓ Manage user rights and monitor energy usage

For more information on Interact Pro, visit interact-lighting.com



Nowhere or everywhere?


With **Interact Pro** and **Philips luminaires** and **lamps that are Interact Ready**, you can offer your customers lighting environments as unique as their business. From **industry** to **office** to **parking spaces** – enjoy numerous possible application areas and create **smarter, more efficient workspaces** for your customers and a **brand new stream of business** for you.



Industry



Office



Parking

interact
ready.



Coreline Troffer



Coreline Panel



CoreView



Coreline Surface



GreenPerform Batten



Coreline Waterproof Batten



Coreline Downlight



Luxspace Downlight



Interact Pro Gateway



Occupancy Sensor



Daylight and
Occupancy Sensor



Switch Dim 2B



Wireless Switch

Philips lighting for every task and taste








No matter what your customer's lighting needs are, Philips offers a wide range of **Interact Ready luminaires and lamps** for maximum performance personalisation and design.







All components, including wireless sensors and wall switches are interoperable, upgradeable and made to **provide customers with the light, comfort and convenience their business deserves.**

- ✓ Energy-saving, robust and reliable
- ✓ Hole-for-hole replacement of conventional lighting
- ✓ No additional components or wiring needed
- ✓ Future proof: easy software updates over the air
- ✓ Independent and intelligent behavior of luminaires and lamps simplifies setup and ensures reliable functioning
- ✓ No compatibility issues due to thorough testing
- ✓ Affordable solution for small and medium enterprises

Interact
Ready
for action!

Overview products

Interact Ready Products	12NC	Product description	Wattage	Lifetime	Lumens	Colour temp	CRI	Market
Recessed								
<div>Philips Coreline Troffer</div> <div></div>	911401543651	RC100X LED37S 840 W60L60 IAR CAU	32 W	50,000 hrs/L70	3700 lms	4000 K	> 80	Retrofit
	911401543751	RC100X LED37S 840 W30L120 IAR CAU	32 W	50,000 hrs/L70	3700 lms	4000 K	> 80	Retrofit
	911401543851	RC100X LED37S 840 W60L120 IAR CAU	32 W	50,000 hrs/L70	3700 lms	4000 K	> 80	Retrofit
	911401568641	RC100X LED37S 840 W60L60 IAR OC CAU G3	32 W	50,000 hrs/L70	3700 lms	4000 K	> 80	Retrofit
	911401568741	RC100X LED37S 840 W30L120 IAR OC CAU G3	32 W	50,000 hrs/L70	3700 lms	4000 K	> 80	Retrofit
<div>Philips Coreline Panel</div> <div></div>	911401755042	RC160X LED40S 840 W60L60 IAP OC CAU	36 W	50,000 hrs/L70	4000 lms	4000 K	> 80	New Design and Build
	911401755052	RC160X LED40S 840 W30L120 IAP OC CAU	36 W	50,000 hrs/L70	4000 lms	4000 K	> 80	New Design and Build
	ETO	RC160X LED60S 840 W60L120 IAP OC CAU	55 W	50,000 hrs/L70	6000 lms	4000 K	> 80	New Design and Build
<div>Philips CoreView</div> <div></div>	ETO	RC420B LED35S/840 IAR W60L60 CAU	36 W	50,000 hrs/L70	3600 lms	4000K	> 80	New Design and Build
	ETO	RC420B LED35S/840 IAR W30L120 CAU	36 W	50,000 hrs/L70	3600 lms	4000K	> 80	New Design and Build
	ETO	RC420B LED35S/840 IAR W60L120 CAU	36 W	50,000 hrs/L70	3600 lms	4000K	> 80	New Design and Build
Surface Mount								
<div>Philips Coreline Surface</div> <div></div>	911401509651	SM100C LED37S 840 W60L60 IAR G3	32 W	50,000 hrs/L70	3700 lms	4000K	> 80	Retrofit
	911401519551	SM100C LED37S 840 W30L120 IAR G3	32 W	50,000 hrs/L70	3700 lms	4000K	> 80	Retrofit
	911401519751	SM100C LED54S 840 W60L120 IAR G3	47 W	50,000 hrs/L70	5400 lms	4000K	> 80	Retrofit
<div>Philips GreenPerform Batten</div> <div></div>	911401569441	BN208C LED40/NW L1200 IAR FR CAU	33 W	50,000 hrs/L70	4000 lms	4000K	> 80	Retrofit
	911401569541	BN208C LED60/NW L1500 IAR FR CAU	53 W	50,000 hrs/L70	6000 lms	4000K	> 80	Retrofit
	911401570041	BN209C LED40/NW L1200 IAR FR CAU	33 W	50,000 hrs/L70	4000 lms	4000K	> 80	Trunkable, Retrofit
	911401570141	BN209C LED60/NW L1500 IAR FR CAU	53 W	50,000 hrs/L70	6000 lms	4000K	> 80	Trunkable, Retrofit
Downlights								
<div>Philips Coreline Downlight</div> <div></div>	911401570641	DN393B LED22/840 IAR WH CAU	21 W	50,000 hrs/L70	2200 lms	4000K	> 80	Retrofit
<div>Philips Luxspace Downlight</div> <div></div>	ETO	DN591B LED20/840 IAR C D125 WH WB CAU	18 W	50,000 hrs/L70	2100 lm	4000 K	> 80 / > 90	New Design and Build

Interact Ready Products	12NC	Product description	Wattage	Lifetime	Lumens	Colour temp	CRI	Market
Waterproof								
<div>Philips Coreline Waterproof Batten</div> <div></div>	910500465266	WT120C LED40S/840 IA1 L1200	36.5 W	50,000 hrs/L70	4100 lms	4000K	> 80	Retrofit/New Design and Build
	910500465267	WT120C LED60S/840 IA1 L1500	49.5 W	50,000 hrs/L70	6000 lms	4000K	> 80	Retrofit/New Design and Build
	910500465326	WT120C LED40S/840 IA1 EL3 L1200	39.5 W	50,000 hrs/L70	4100 lms	4000K	> 80	Retrofit/New Design and Build
	910500465327	WT120C LED60S/840 IA1 EL3 L1500	52 W	50,000 hrs/L70	6000 lms	4000K	> 80	Retrofit/New Design and Build
Interact Ready Products	12NC	Product description						
Controls and Sensors								
<div>Philips Interact Pro Gateway</div> <div></div>	913701037703	LCN1840/05 Wireless Gateway EU						
<div>Philips Occupancy Sensor</div> <div></div>	929001819010	OCC SENSOR IA CM IP42 WH						
<div>Philips Daylight and Occupancy Sensor</div> <div></div>	929001819110	OCC-DL SENSOR IA CM IP42 WH						
<div>Philips Switch Dim 2B</div> <div></div>	913700364303	UID8450/10 ZGP Switch Dim 2B						
<div>Philips Wireless Switch</div> <div></div>	913700364103	UID8460/10 ZGP Switch Scene Recall 4B						
For more information, visit www.interact-lighting.com								

ETO: Engineered to order



Find out how Interact can transform your business
www.interact-lighting.com