



Metronomis LED

Play of light and shadow



PHILIPS

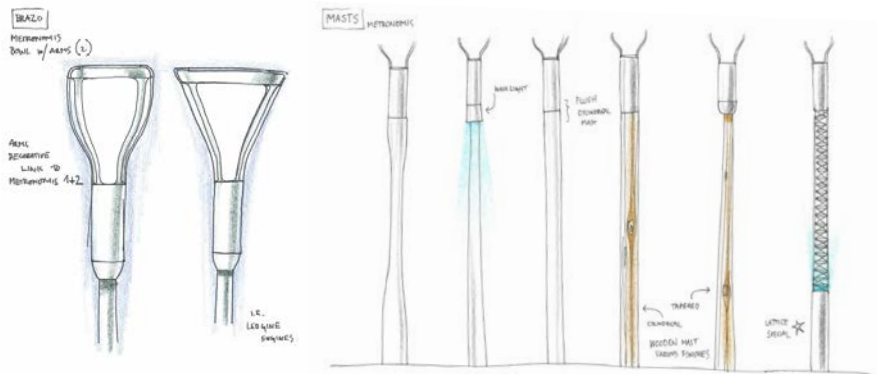
Designed for unified diversity

The idea behind the design

Our designers wanted the complete solution of the new Metronomis LED to be contextually relevant, both in terms of its execution and the underlying philosophy.

Designing a complete set is not just about the form of luminaire and pole; it is also about something intangible - the actual light itself. The aim of the design is to give you the aesthetic and functional flexibility of a range to fit into any environmental context in any given city.

Marko Macura, Creative Director at Philips Design Lighting: “Metronomis LED has a modest design - not shouting - and respects the environment. The same is true of the product detailing. The design is based on the ‘skin’ analogy, as it contains everything but, like a balloon, it is seamless.”



Aesthetically, the silhouette of Metronomis LED bears some resemblance to its predecessor whilst also ensuring an enduring design for the future. The new range offers flexibility and modularity, allowing you to create bespoke solutions.

To elevate the total design we addressed the basic human need for personalization. This range offers the possibility to customize - and even personalize - the urban environment using the light itself, both inside the luminaire and in the surrounding space. The decorative light patterns on the ground give new meaning to city signatures.

All in all, Metronomis LED provides you with the total solution you need to create a unified and consistent lighting design that nevertheless reflects the differences in urban culture and history.

Applications

Wide range of applications and light effects

Metronomis LED is the first urban inspiration range that meets the needs of tomorrow's urban development trends by providing tools to enable you to experiment with lighting effects, or what we call 'the play of Light and Shadow', to help you elevating the ambiance of your street, square or any other area.

Typical installations are given in the next pages, within the theme that are most important to you: light dedicated for people, personalization of the space and night preservation but also energy saving.



LEDGINE



product
design award

2014 GOLD



Personalization

Metronomis LED enables to personalize urban lighting installations with a variety of lighting effects. Lighting planners can thus add a touch of individuality to lighting projects to create a dedicated atmosphere and identity.



Comfort

The best lighting is probably the one people don't notice. And one of the complaint often heard is about glare. To reduce this, the best is to have a smart lighting scheme. And choosing the best optic is often key. In Metronomis LED, we have solutions to create a soft and comfortable light.



Night preservation

Night preservation is about reducing different types of nuisance caused by light leaving the boundaries of a property. In residential or city center areas, we want to preserve the darkness of the night.

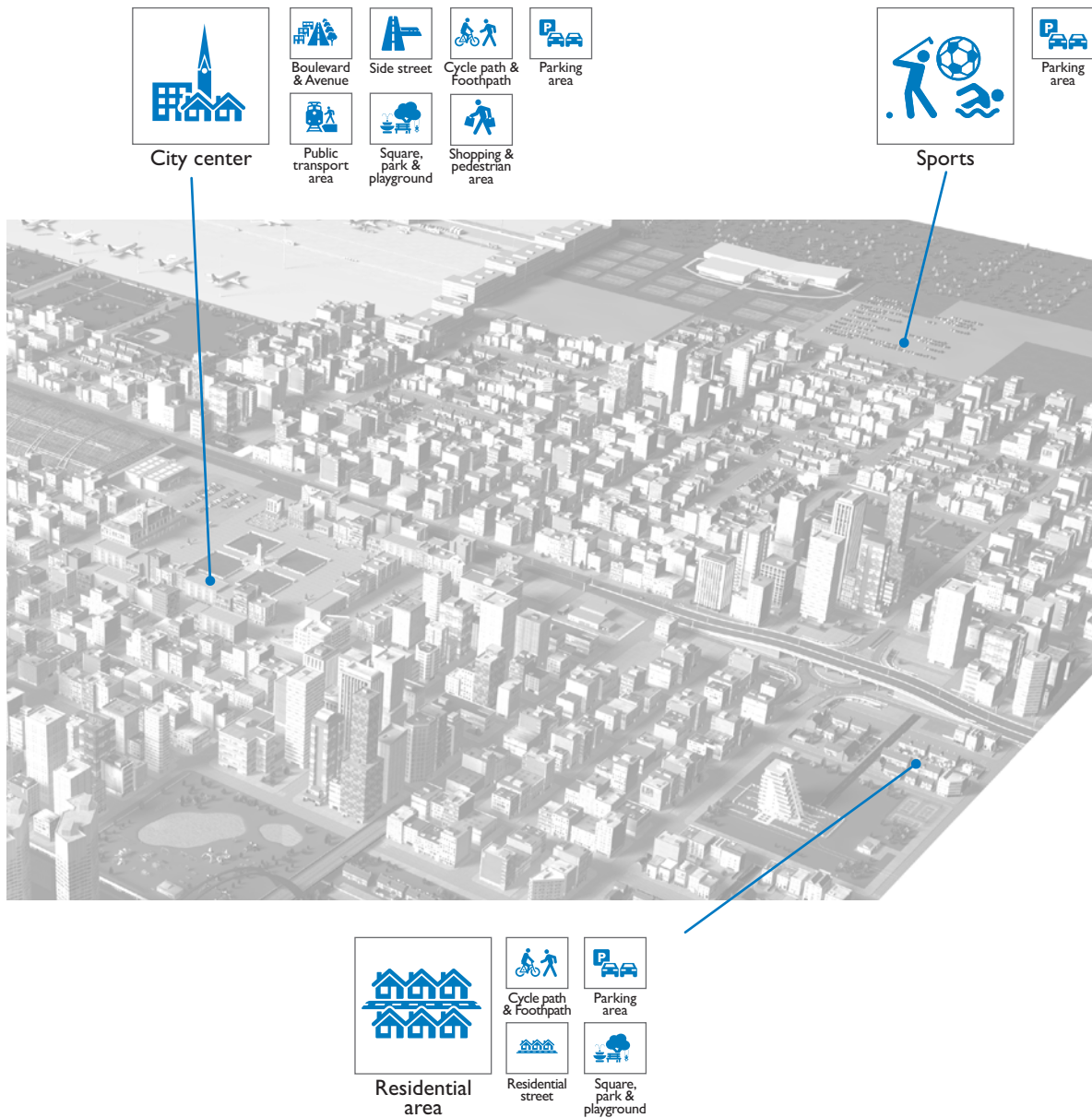


Energy Efficiency

Urban lighting is one of the areas where energy saving is a top priority. And the LEDGINE technology creates great opportunities. The success of a lighting installation is not only a question of aesthetics. A sound energy bill and optimized installation are also essential.

Applications

The efficient and timeless Metronomis LED post-top range combines design, high quality lighting performance and a unique play of light effects. The full range is modular, from poles to luminaire to light effects and therefore offers a high flexibility not only in terms of different architectural context, but also in terms of applications.



Metronomis LED is part of our Urban inspiration lighting portfolio and incorporating all necessary functional primarily aspects of lighting, but with strong focus on the emotional values of lighting. To create the right ambiance, enhance areas, increase well-being, promote tourism and heritage and increase the livability in the city. For every application in the city we do have several solutions to really inspire and enhance your city, while meeting your demands and beyond.

Applications




Applications



Applications



Applications



Family range

Metronomis LED has four different bowl versions, which have a coherent family look and feel and are mainly characterized by transparency. This means they can fit in seamlessly with any architectural style. The range is entirely modular, from the bowl design to the different dedicated poles and the light effects.

Bowl shapes

Metronomis LED luminaires are featured by a pure, serene and transparent concept that is reflected in a choice of conical and fluid bowls; Fluid, Sharp, Torch and Torch with Hat. Metronomis LED is suitable for post-top Ø 60 mm (all dedicated poles) and Ø 76 mm installations.

Metronomis LED Cone family



Metronomis LED Fluid

The Fluid is characterized by its smoothly curved silhouette and transparent design. Echoing elements of Metronomis Anancy, Cambridge and Berlin, it is the perfect successor to these conventional luminaires.



Metronomis LED Sharp

The Sharp is characterized by the straight lines of the bowl, giving it a more modern look and feel. Sharp is considered to be the perfect shape for modern applications such as business parks and commercial centers.

Metronomis LED Torch family



Metronomis LED Torch

The Torch bears a clear resemblance to the classic, Metronomis Torino. Its slim shape, enhanced by the transparent bowl, is even more discreet and iconic than that of the Fluid and the Sharp.



Metronomis LED Torch with Hat

The hat of the Torch may only be an accessory but, as the image shows, it completely changes the look and feel of the Torch. It reminds of Metronomis Malmo, without the arms.

Family range

Dedicated poles


Further diversity is provided by selecting between a variety of dedicated poles and material finishings. The wide range of poles includes steel, aluminium and wood with either conical, cylindrical or profiled shapes.




1. MetroCone 2. MetroRiginal 3. MetroWood 4. MetroLat 5. MetroTube 6. MetroLight




Aluminium
Philips Ultra Dark Grey,
other RAL colors
available on request



Aluminium
Philips Silver Satin Grey,
other RAL colors
available on request



Wood
Dark wood



Wood
Deep blue

Light effects

Bowl effects

Without effect



- > Optimized efficiency
- > Very good uniformity
- > Maximum spacing

Flux: 1,500 - 12,000 lm
Optic: all

Diffusing plate DF



- > Strong visual comfort
- > Cozy atmosphere

Flux: 1,500 - 12,000 lm
Optic: all

Available for :



Vertical Diffused tube VD



- > Vertical decorative element, frosted effect
- > Visual comfort

Flux: 1,500 - 7,000 lm
Optic: no

Vertical Holographic tube VH



- > A play of textures inside the vertical element
- > Visual comfort

Flux: 1,500 - 7,000 lm
Optic: no

Available for :



Prismatic Circle effect plate CIR



- > A play of reflection in the bowl
- > Create ambiance

Flux: 1,500 - 3,000 lm
Optic: MDS only

Prismatic Line effect plate WAV



- > A play of reflection in the bowl
- > Create ambiance

Flux: 1,500 - 3,000 lm
Optic: MDS only

Prismatic Diamond effect plate DIA



- > A play of reflection in the bowl
- > Create ambiance

Flux: 1,500 - 3,000 lm
Optic: MDS only

Available for :



Light effects

Decorated bowls

Engraved lines inside the bowl



- > A play of light and reflection in the bowl
- > Creates ambiance

Flux: 1,500 - 12,000 lm
Optic: all

Available for :



Via a metalized decoration (GD)



- > A play of light and reflection in the bowl
- > Creates ambiance

Flux: 1,500 - 12,000 lm
Optic: all

Available for :



Preventing light trespass



- > Shield to prevent light trespass
- > Creates greater visual comfort

Flux: 1,500 - 7,000 lm
Optic: all

Available for :



Light effects

Projection on the ground

AmbiPattern® is a trademarked feature that enables you to customize urban lighting installations with a variety of ambient light effects. Depending on the type of application, the luminaires can project a play of light and shadow onto the ground to create attractive ambient patterns. Four patterns have been pre-selected.


Concentric circle CON




> Flux: 3,000 lm recommended
> Optic: MDS only




Star STAR




> Flux: 3,000 lm recommended
> Optic: MDS only



Foam FM




> Flux: 3,000 lm recommended
> Optic: MDS only



Honeycomb HC



> Flux: 3,000 lm recommended
> Optic: MDS only



Creating your own patterns

Next to the four standard AmbiPattern® ground patterns you can create your own pattern to personalize your project. For example with a city mark or to highlight a local hero or even reflect the event of the day. When using AmbiPattern® ground effects you need to apply certain specifications to get the best result. The projected pattern has a maximum diameter on the ground of 16m for a mounting height of 5m.

Your personal pattern



Flux: 3,000 lm recommended
Optic: MDS only
Available for:



Light effects

Guidelines for selecting the right context

- ✓ For good visibility, the area surrounding the pattern projection should be kept in darkness.

Metronomis creates enough light to light the space. If there is ambient light, an average level of 5 lux is a recommended maximum to have a good visibility of the pattern.



Only Metronomis LED:
good contrast

By adding ambient light (above, the luminaire on the right), the contrast of the projection on the floor is less and less good.

- ✓ A light and uniform ground will create a visible projection. We recommend not to project patterns on very dark or textured surfaces, such as paved floors. On green areas, the uniformity of the grass depends on the seasons: dead leaves, for example could blur the light projection.



Guidelines for creating personal patterns

- ✓ To create your own design, please be aware that your pattern will be projected in a circle. Therefore you must create your pattern in a circle, with a self-chosen diameter. This can be done in a jpeg-format, bitmap or alike.
- ✓ It is recommended to use a line thickness of $> 4\%$ of your chosen diameter, to ensure a good visible result. Less than 5 mm is not recommended as the result will be more sensible to surrounding light and less visible.
- ✓ Be aware that due to the pole, a small dark discus-shadow will be present in the pattern projection.




Visibility when line thickness is $< 4\%$ of the diameter

Visibility when line thickness is $> 4\%$ of the diameter

- ✓ Pay attention that AmbiPattern® deals with patterns and not projection, meaning that it is difficult to create a very sharp image on the ground.
- ✓ It is recommended not to use text or figures because this is not adapted to the concept and scope of AmbiPattern®. The sharpness of a letter or figure is strongly defined by the corners it is composed of. As a result, a letter's thickness is not fulfilled in the corners. Next to that, figures and text are direction sensitive, meaning that it can be seen and understood from a limited view angle.
- ✓ Of course, a letter can be inserted as a logo but with the latter risks.

Metronomis LED complete sets

With a choice of six dedicated poles, the Metronomis LED luminaires represent a unified design solution that can be confidently installed in both modern and heritage architectural cityscapes.



1. **MetroTube:** a straight aluminium pole seamlessly merged together with the luminaire
2. **MetroCone:** a unique conical wooden pole that merges with the luminaire
3. **MetroRiginal:** a new interpretation of the original Metronomis silhouette in aluminium
4. **MetroWood:** a straight wooden pole seamlessly merged with the luminaire
5. **MetroLight:** a unique light signature that creates a play of light and shadow with the pole
6. **MetroLat:** a unique pole design that shows a play of light to make the luminaire be 'floating'

Complete sets with Metronomis LED Fluid



1. Metronomis LED Fluid + MetroTube pole
2. Metronomis LED Fluid + MetroCone pole
- 3-4. Metronomis LED Fluid + MetroRiginal pole
5. Metronomis LED Fluid + MetroWood pole
6. Metronomis LED Fluid + MetroLight pole
7. Metronomis LED Fluid + MetroLat pole

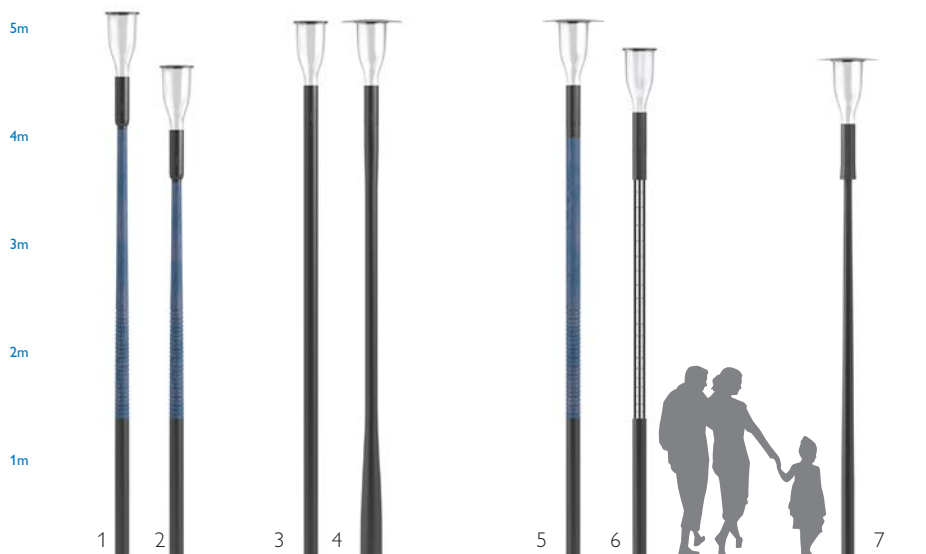
Metronomis LED complete sets

Complete sets with Metronomis LED Sharp



1. Metronomis LED Sharp + MetroLat pole 2-3. Metronomis LED Sharp + MetroTube pole
4-5. Metronomis LED Sharp + MetroRiginal pole 6. Metronomis LED Sharp + MetroWood pole 7. Metronomis LED Sharp + MetroLight pole 8. Metronomis LED Sharp + MetroCone pole

Complete sets with Metronomis LED Torch



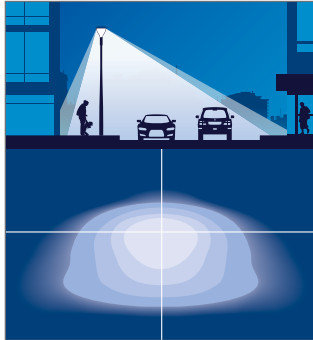
1-2. Metronomis LED Torch + MetroCone pole 3. Metronomis LED Torch + MetroTube pole 4. Metronomis LED Torch with Hat + MetroRiginal pole 5. Metronomis LED Torch with Hat + MetroWood pole 6. Metronomis LED Torch + MetroLat pole 7. Metronomis LED Torch with Hat + MetroLight pole

Lighting performance

Light distribution

Metronomis LED offers a wide range of lighting distributions for different applications, based on LEDGINE technology.

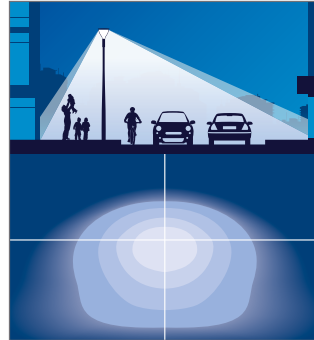
MDM Metronomis Distribution Medium



ME3 (to ME6) and CE class for road and street lighting

Luminous intensity class: Fluid: G0
Sharp / Torch: G3


MDW Metronomis Distribution Wide



ME3 (to ME6) and CE class for road and street lighting

Luminous intensity class: Fluid: G0
Sharp / Torch: G3


MDS Metronomis Distribution Symmetrical



S class for area and square lighting

Luminous intensity class: Fluid: G1
Sharp / Torch: G3

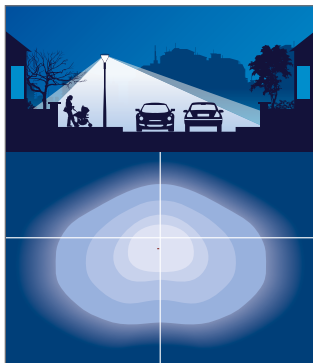
MDA Metronomis Distribution Asymmetrical



S class for area and square lighting

Luminous intensity class: Fluid: G0
Sharp / Torch: G3

MDV Metronomis Distribution Wide for vertical illuminance



P class complying with ROVL standards


Luminous intensity class: Fluid: G0
Sharp / Torch: G1

Lighting performance

Application examples

The Metronomis LED family range is suitable for many different applications. You can choose the best version for your project related to the street width and the performance that is the most important to you: personalization, comfort, night preservation or energy-efficiency.

Residential street



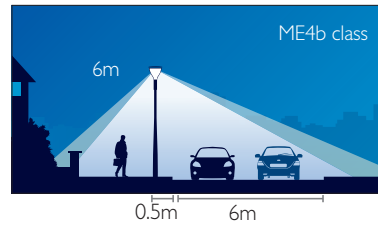
Metronomis LED Sharp

Light source: GRN50-2S 830



- > Optic: MDM
- > Road width: 6 m
- > Spacing: 25 m
- > System power: 50 W

 Optimized for energy efficiency



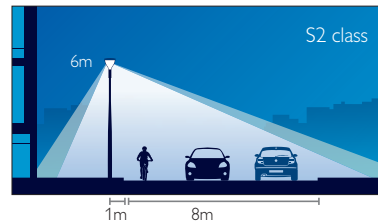
Metronomis LED Fluid

Light source: ECO90-2S 830



- > Optic: MDW
- > Road width: 8 m
- > Spacing: 36 m
- > System power: 91 W

 Optimized for energy efficiency



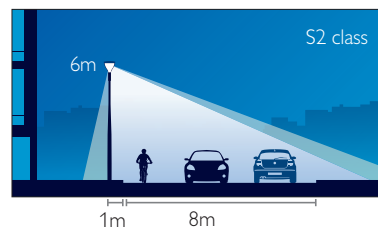
Metronomis LED Torch/Torch with Hat

Light source: ECO90-2S 830



- > Optic: MDW + Shield
- > Road width: 8 m
- > Spacing: 36 m
- > System power: 91 W

 Optimized for night preservation



Lighting performance

Application examples

Cycle and footpath



Metronomis LED Torch

Light source: GRN50-2S 830

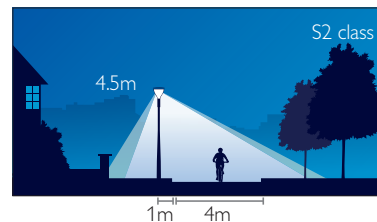


MDM for optimized spacing

- > Optic: MDM
- > Road width: 4 m
- > Spacing: 28 m
- > System power: 51 W



Optimized for energy efficiency



Metronomis LED Torch

Light source: ECO60-2S 830

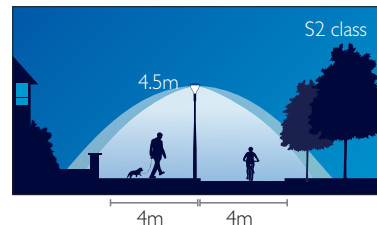


Diffuse plate DF for visual confort

- > Optic: MDS + DF
- > Road width: 8 m
- > Spacing: 22 m
- > System power: 62 W



Optimized for comfort



Metronomis LED & Washlight

Light source: ECO60-2S 830

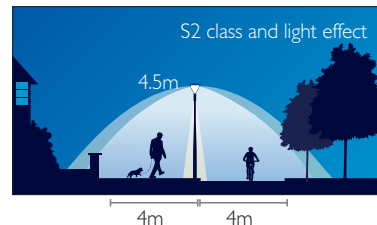


Washlight to add atmosphere

- > Optic: MDS + DF
- > Road width: 8 m
- > Spacing: 22 m
- > System power: 62 W



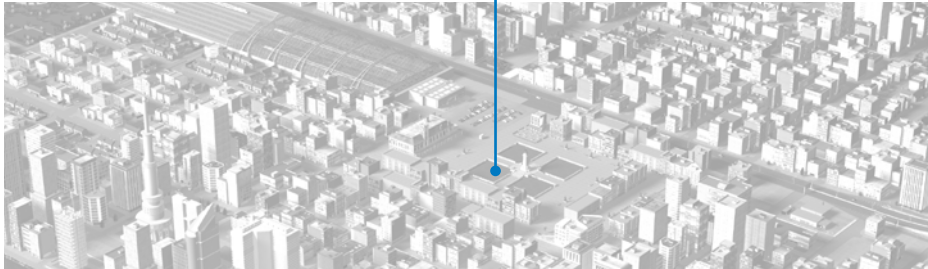
Optimized for personalization



Lighting performance

Application examples

Squares



Metronomis LED Torch

Light source: GRN60-2S 830

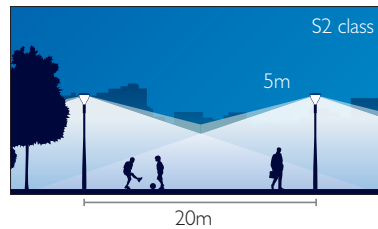


MDM for an impressive uniformity

- > Optic: MDS
- > Spacing: 20 m
- > System power: 62 W



Optimized for energy efficiency



Metronomis LED Torch

Light source: GRN40-2S 830

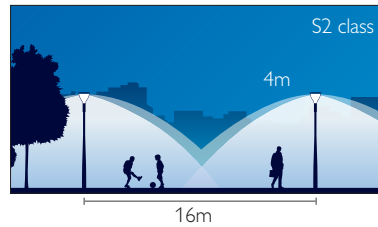


Diffuse tube VD to create cosy ambiance

- > Optic: VD
- > Spacing: 16 m
- > System power: 41 W



Optimized for comfort



Metronomis LED Sharp

Light source: ECO30-2S 830



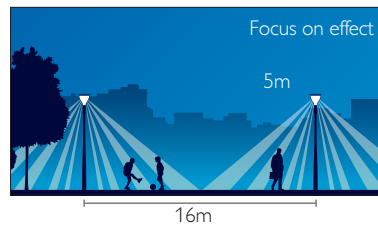
Create your own identity



- > Optic: MDS + STAR(pattern)
- > Spacing: 16 m
- > System power: 37W



Optimized for personalization



Serviceability



Access to the driver

1A: To access the driver; unscrew the two Philips head screws and remove the opening plate. A safety cable will keep the plate attached to the housing.

1B: Disconnect the tool-less connectors on both sides of the driver and remove the complete gear tray from to access the driver screws.

Access to change LED board or optic

2A: Unscrew the captive Philips head screws of the aluminium top, 6 for the Fluid and Sharp, 4 screws for the Torch.

2B: Turn the hat upside down, a safety cable will prevent you of losing the hat. Now you can access the LED board or optic to change.

Metronomis LED in control

Lighting city streets, roads and public spaces presents many challenges. The dynamics of city life change constantly due to traffic density and different traffic levels. You need the right levels of lighting to respond to those changes and make the city feel safe, attractive and inviting. But you are also under pressure to reduce energy costs and maximize your green credentials. Philips offers you a complete intelligent lighting controls range to help you overcome all those problems and make the city more livable and sustainable.

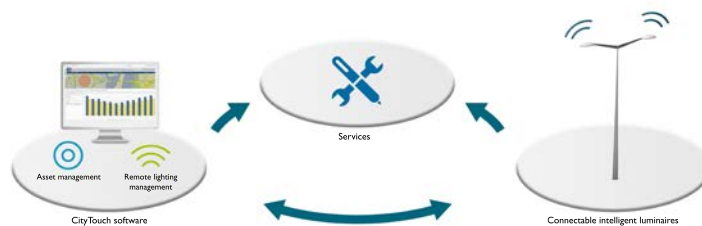
CityTouch LightWave



Metronomis LED can be seamlessly connected with CityTouch LightWave via integration of all the intelligence into the luminaire without any additional hardware needed. The communication runs directly via the public mobile network. As a positive side effect, no own maintenance effort is required. In addition, the whole connectivity management is part of our service which keeps any hassle away from you as a customer. Once connected to the power supply a light point automatically appears on the CityTouch map at the right location – with all technical parameters imported into the system.

CityTouch LightWave is an intelligent, interactive remote management solution for your street lighting. It brings your city lighting to life and provides you with flexibility, knowledge and accuracy.

Flexibility means that you will be easily able to act or react according to expected and unexpected situations by dimming or brightening all areas within your city to ensure safety and well-being. Knowledge implies that you are always informed about the current status of every single luminaire – for better maintenance and faster repairs. Accuracy stands for precise energy metering which gives you a perfect overview on real non-estimated energy consumption.



CityTouch LightWave key features



Control of each individual light point

You get the flexibility to adapt every single luminaire to changing situations or demands of the city at any time. To adjust calendars to the individual needs you are free to change the “switching points” of every dimming profile simply via drag and drop.



Fault detection & notification

A quicker and better knowledge of the current status of the lighting infrastructure enables you to manage faster maintenance and improve the maintenance service level.



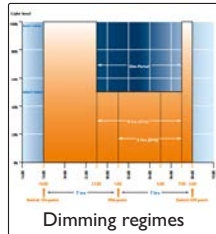
Accurate energy metering

With accurate energy metering down to the level of each single luminaire it is possible to verify your energy bills and identify new potential savings.

Metronomis LED in control

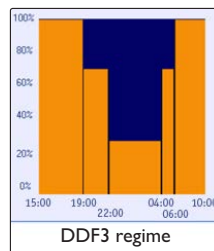
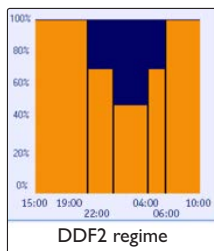
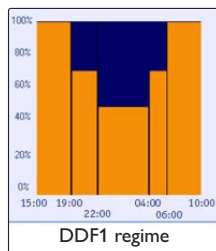
LumiStep control

An integrated control system available in the Philips driver, which lowers the flux of the light source and power consumed over a period of 6, 8 or 10 hours (3 pre-programmed versions). The potential energy savings (on power system) is up to 25%, depending on the luminaires and light source used.



DynaDimmer control

An integrated control system included in each light point - operated on electronic equipment and can be integrated into the Philips driver. It can apply 5 levels of power, (re)definable on the level and duration, per chosen light point. For example, an average energy saving of approximately 50% per year can be realized.



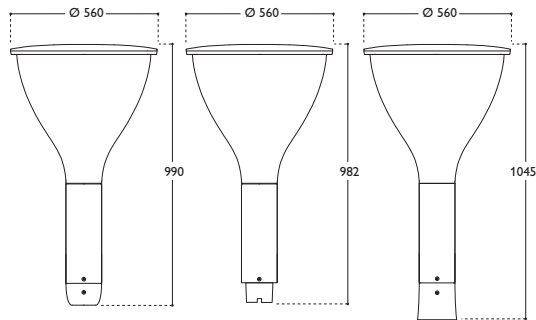
Starsense Wireless with RF antenna

A system to control and monitor remotely light points, that works independently with practically any light source. It is not limited in available power scenarios. Starsense allows to have feedback from the installation, which supports easy maintenance. This solution can generate up to 70% energy savings and 40% on maintenance costs. StarSense RF is not possible for lower lumen package (up to 3,000lm) and all Torch versions. Please check the availability with your Philips contact.



Dimensional drawings

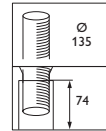
Metronomis LED Fluid



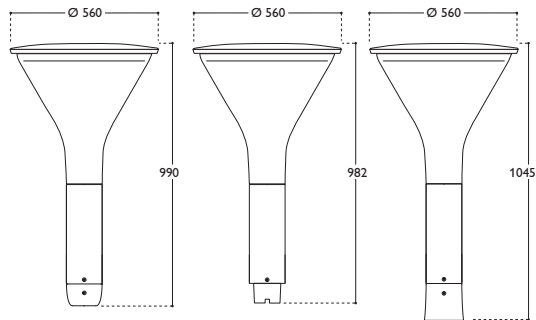
Metronomis LED
Fluid 60 or 76

Metronomis LED
Fluid SP

Metronomis LED
Fluid SP-BL
or SP-WW
or SP-NW



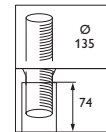
Metronomis LED Sharp



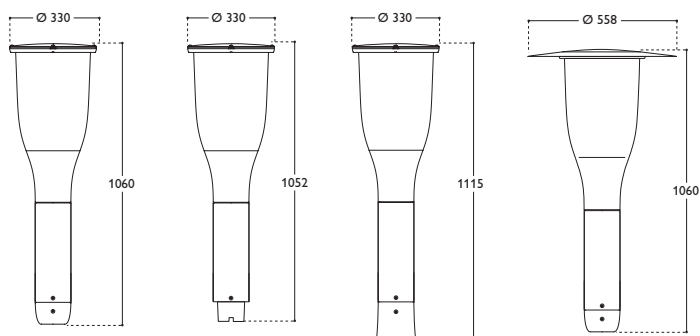
Metronomis LED
Sharp 60 or 76

Metronomis LED
Sharp SP

Metronomis LED
Sharp SP-BL
or SP-WW
or SP-NW



Metronomis LED Torch & Torch with Hat

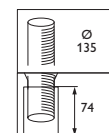


Metronomis LED
Torch 60 or 76

Metronomis LED
Torch SP

Metronomis LED
Torch SP-BL
or SP-WW
or SP-NW

Metronomis LED
Torch with Hat 60
or 76

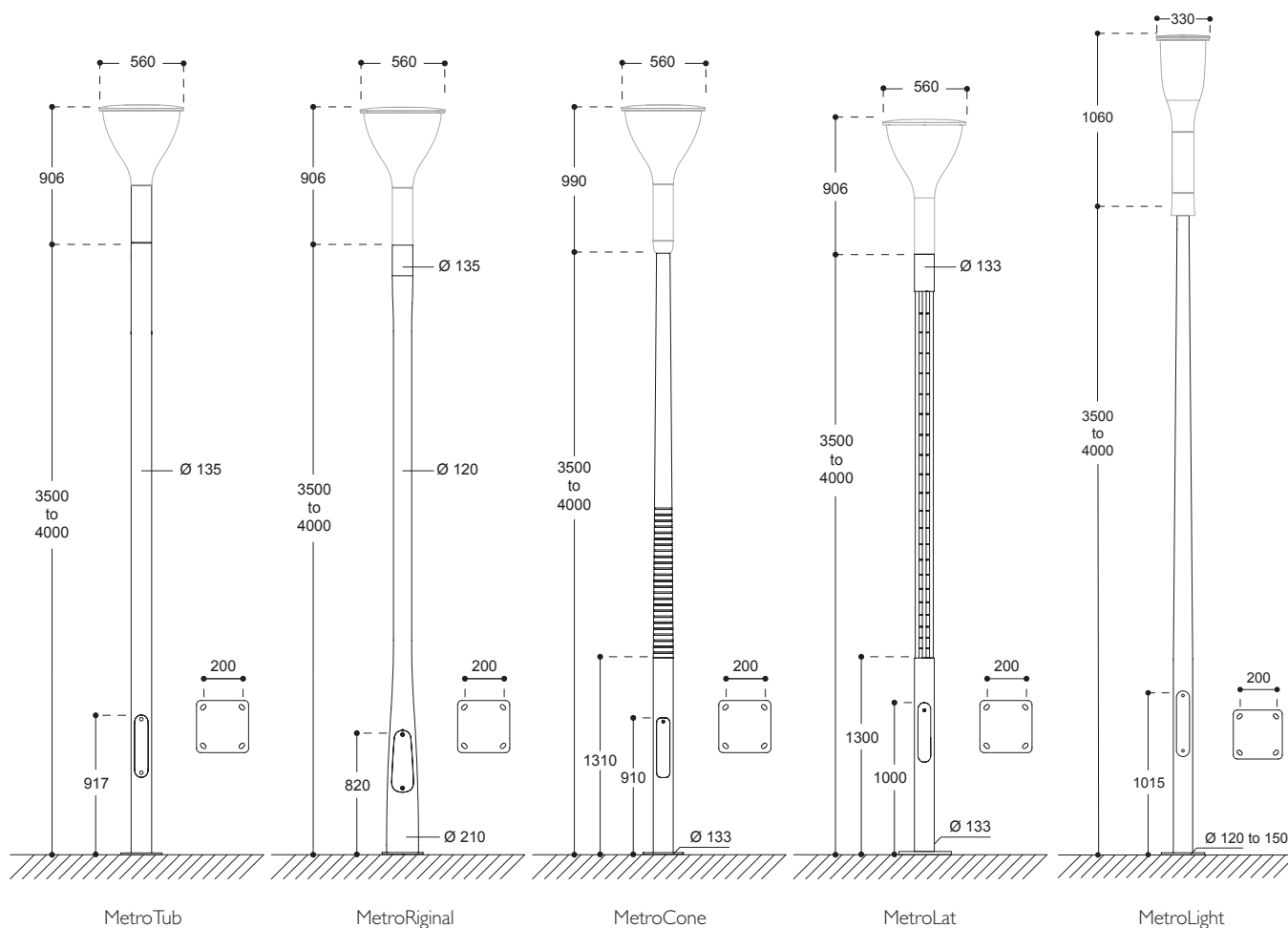


Main specifications

Product features	Specifications
Type	Metronomis LED Torch BDS650 (version without hat) Metronomis LED Torch BDS651 (version with hat) Metronomis LED Sharp BDS660 Metronomis LED Fluid BDS670
Light source	Built-in LED module
Color temperature	3000K (warm white) • 4000K (neutral white)
Color Rendering Index	75 (neutral white) • 80 (warm white)
Luminous flux	BDS650/651: GreenLine: 1,350 to 4,300 lm EconomyLine: 2,200 to 6,100 lm BDS660/BDS670: GreenLine: 1,400 to 7,100 lm EconomyLine: 2,250 to 10,650 lm
Power	BDS650/651: 15 to 75 W BDS660/BDS670: 16 to 130 W
Luminaire efficacy	BDS650/651: Up to 90 lm/W (warm white) Up to 100 lm/W (neutral white) BDS660/BDS670: Up to 90 lm/W (warm white) Up to 105 lm/W (neutral white)
Lumen maintenance	GreenLine: 100,000 hours • EconomyLine: 70,000 hours
CLO	CLO is available
Warranty	Silver 5 years
Optic	Metronomis Distribution Medium (MDM) • Metronomis Distribution Wide (MDW) • Metronomis Distribution Symmetrical (MDS) • Metronomis Distribution Asymmetrical (MDA) • Metronomis Distribution Wide for vertical illuminance (MDV)
Installation	Select SP mounting for the following dedicated poles: MetroLat • MetroTube • MetroRiginal • MetroWood. For a MetroLight pole please select the mounting option SP-BL (blue), SP-WWW (warm white) or SP-NW (neutral white)
Controls system input	1-10V and DALI
Driver	Philips Xitanium Driver
Intelligence control	LumiStep (LS) • DynaDimmer (DDF) • SDU (D4) • External dimming 1-10V (D7/D9) • StarSense Wireless with RF antenna • CityTouch client
Mains voltage	220-240 V / 50-60 Hz
Electrical class	I • II
Material	Housing and top cover high-pressure aluminum. Optical cover polycarbonate, UV reinforced
Color	Philips Ultra Dark Grey (10714). Other RAL colors available on request
IP-rating	IP66
IK-rating	IK10
Weight	Max 13.5 kg
ScX	Metronomis LED Fluid 0.2016 m ² • Metronomis LED Sharp 0.1991 m ² Metronomis LED Torch: 0.21 m ² • Metronomis LED Torch with Hat: 0.24 m ²
Electrical connection	Wieland connector 3-pole mains (and 2-pole control signal)
Operating temperature range	-20 to +35 °C
Maintenance	Only one tool required to open the luminaire for all maintenance activities (standard Philips screws) To open the top: four screws (for BDS650/651) or six screws (for DS660/670) in order to change patterns and optics To open the gear tray: two screws and tool-less connectors

Poles specifications

Poles specifications	MetroTube	MetroRiginal	MetroCone	MetroWood	MetroLight	MetroLat	MetroBasic
Material	Aluminium	Aluminum	Wood	Wood	Aluminum	Steel	Steel
Pole height	3,5 and 4m	3,5 and 4m	3,5 and 4m	3,5 and 4m	3,5 and 4m	3,5 and 4m	3,5 and 4m
Installation type	Flange plate or ground section	Flange plate or ground section	Flange plate or ground section	Flange plate or ground section	Flange plate or ground section	Flange plate or ground section	Flange plate or ground section
Color	Satin Silver grey (close to RAL9006)	Satin Silver grey (close to RAL9006)	Satin Silver grey (close to RAL9006)	Satin Silver grey (close to RAL9006)	Satin Silver grey (close to RAL9006)	Satin Silver grey (close to RAL9006)	Satin Silver grey (close to RAL9006)
	Philips Ultra Dark Grey (close to RAL7043)	Philips Ultra Dark Grey (close to RAL7043)	Philips Ultra Dark Grey (close to RAL7043)	Philips Ultra Dark Grey (close to RAL7043)	Philips Ultra Dark Grey (close to RAL7043)	Philips Ultra Dark Grey (close to RAL7043)	Philips Ultra Dark Grey (close to RAL7043)
	Other RAL or AKZO colors available on request	Other RAL or AKZO colors available on request	Other RAL or AKZO colors available on request	Other RAL or AKZO colors available on request	Other RAL or AKZO colors available on request	Other RAL or AKZO colors available on request	Other RAL or AKZO colors available on request
Color Wood	N/A	N/A	Dark Wood	Dark Wood	N/A	N/A	N/A
			Deep Blue	Deep Blue			
Certification	CE certification in accordance with standard EN40	CE certification in accordance with standard EN40	CE certification in accordance with standard EN40	CE certification in accordance with standard EN40	CE certification in accordance with standard EN40	CE certification in accordance with standard EN40	CE certification in accordance with standard EN40



Conversion table

Luminaire version	Product family codes	Lumen package	Source flux	Luminous flux	System power (W)	
					WW	NW
Metronomis Sharp/Fluid	BDS660/670	GRN15	1,500	1,350	16.9	14.9
Metronomis Sharp/Fluid	BDS660/670	GRN20	2,000	1,800	22.0	19.5
Metronomis Sharp/Fluid	BDS660/670	GRN25	2,500	2,200	25.9	23.5
Metronomis Sharp/Fluid	BDS660/670	GRN30	3,000	2,600	31.6	29.0
Metronomis Sharp/Fluid	BDS660/670	GRN40	4,000	3,500	40.3	35.2
Metronomis Sharp/Fluid	BDS660/670	GRN50	5,000	4,400	50.1	45.2
Metronomis Sharp/Fluid	BDS660/670	GRN60	6,000	5,200	59	51
Metronomis Sharp/Fluid	BDS660/670	GRN70	7,000	6,200	69	61
Metronomis Sharp/Fluid	BDS660/670	GRN80	8,000	7,000	79	71
					WW	NW
Metronomis Sharp/Fluid	BDS660/670	ECO25	2,500	2,200	27.8	25
Metronomis Sharp/Fluid	BDS660/670	ECO30	3,000	2,800	37.1	33.7
Metronomis Sharp/Fluid	BDS660/670	ECO40	4,000	3,500	46	42.2
Metronomis Sharp/Fluid	BDS660/670	ECO50	5,000	4,300	65	56
Metronomis Sharp/Fluid	BDS660/670	ECO60	6,000	5,500	65	59
Metronomis Sharp/Fluid	BDS660/670	ECO70	7,000	6,000	77	67
Metronomis Sharp/Fluid	BDS660/670	ECO80	8,000	7,000	89	82
Metronomis Sharp/Fluid	BDS660/670	ECO90	9,000	8,000	91	83
Metronomis Sharp/Fluid	BDS660/670	ECO100	10,000	8,700	102	95
Metronomis Sharp/Fluid	BDS660/670	ECO110	11,000	8,500	116	106
Metronomis Sharp/Fluid	BDS660/670	ECO120	12,000	10,400	130	118
					WW	NW
Metronomis Torch/Torch hat	BDS650/BDS651	GRN15	1,500	1,300	17	14.9
Metronomis Torch/Torch hat	BDS650/BDS651	GRN20	2,000	1,700	21.6	19.4
Metronomis Torch/Torch hat	BDS650/BDS651	GRN25	2,500	2,100	25.9	23.6
Metronomis Torch/Torch hat	BDS650/BDS651	GRN30	3,000	2,600	31.6	28.9
Metronomis Torch/Torch hat	BDS650/BDS651	GRN40	4,000	3,500	41.6	36.5
Metronomis Torch/Torch hat	BDS650/BDS651	GRN50	5,000	4,200	51	46.3
					WW	NW
Metronomis Torch/Torch hat	BDS650/BDS651	ECO25	2,500	2,200	27.8	25
Metronomis Torch/Torch hat	BDS650/BDS651	ECO30	3,000	2,800	34.3	31.6
Metronomis Torch/Torch hat	BDS650/BDS651	ECO40	4,000	3,500	46	42.2
Metronomis Torch/Torch hat	BDS650/BDS651	ECO50	5,000	4,300	65	56
Metronomis Torch/Torch hat	BDS650/BDS651	ECO60	6,000	5,300	62	58
Metronomis Torch/Torch hat	BDS650/BDS651	ECO70	7,000	5,800	77	70

