

# PHILIPS

LED

InstantFit lamps



## This is **real compatibility**

Other lamps claim compatibility, but only InstantFit has been proven to work with over 350 ballasts and drivers delivering even light output, proven energy savings and a long average lifetime. That's true compatibility.

- **InstantFit works with over 350 ballasts and drivers**— more than any other lamp — so you know it's going to perform as expected and prevent rework
- **Proven over 40% energy savings<sup>2</sup>** over fluorescent means continual payback for the life of the product
- **Lifetime delivered** — average life rating of 50,000 hours<sup>3</sup>, with up to 70,000 hours<sup>3</sup>
- **Shatter prevention**— unlike competitors' coated glass lamps, our polycarbonate lamps prevent breakage, not just contain the shattered glass
- **Light quality and performance predictability**— consistent light output and no flicker means delighted customers
- **Proven product history** and a company with a long history of innovation and reliability in the lighting industry
- **No perceivable flicker<sup>12</sup>** – all InstantFit lamps have SVM below 1.0
- **Powerful flexibility** –most Philips InstantFit lamps operate as both UL Type A and UL Type C<sup>8</sup> lamps

# Philips InstantFit LED lamps

Ordering, electrical and technical data (Subject to change without notice)

Product Number	DLC Model Number	Product Description	Lamp Watts <sup>o</sup>	Base	CRI	Color Temp. (K)	LED Lifetime <sup>4</sup>	Lumens	Beam	Lamp Material	UL Type	DLC Product ID <sup>o</sup>	Lamps per Case (Pallet)
<b>2-FT T8 MasterClass</b>													
541813	9290019869	7T8/MAS/24-830/IF10/P 10/1	7	G13	82	3000	70,000	1050	180°	Plastic	A, C	PEVGCYR3	10 (2380)
541821	9290019870	7T8/MAS/24-835/IF10/P 10/1	7	G13	82	3500	70,000	1050	180°	Plastic	A, C	PCFULD63	10 (2380)
541839	9290019871	7T8/MAS/24-840/IF11/P 10/1	7	G13	82	4000	70,000	1150	180°	Plastic	A, C	P451IONS	10 (2380)
541847	9290019872	7T8/MAS/24-850/IF11/P 10/1	7	G13	82	5000	70,000	1150	180°	Plastic	A, C	PA8KOGZ6	10 (2380)
<b>3-FT T8 MasterClass</b>													
539858	9290019675	8.5T8/MAS/36-830/IF13/P 10/1	8.5	G13	82	3000	70,000	1300	180°	Plastic	A, C	PVZ20Q5G	10 (1530)
539866	9290019679	8.5T8/MAS/36-835/IF13/P 10/1	8.5	G13	82	3500	70,000	1300	180°	Plastic	A, C	PUB5SCLR0	10 (1530)
539874	9290019676	8.5T8/MAS/36-840/IF14/P 10/1	8.5	G13	82	4000	70,000	1400	180°	Plastic	A, C	PSU003VV	10 (1530)
539882	9290019677	8.5T8/MAS/36-850/IF14/P 10/1	8.5	G13	82	5000	70,000	1400	180°	Plastic	A, C	PQMBVBD4	10 (1530)
<b>4-FT T8 Energy Advantage MasterClass</b>													
473974	9290020158	9.5T8/MAS/48-830/IF15/P 10/1	9.5	G13	82	3000	70,000	1500	180°	Plastic	A, C	Not DLC	10 (1190)
473982	9290020159	9.5T8/MAS/48-835/IF15/P 10/1	9.5	G13	82	3500	70,000	1500	180°	Plastic	A, C	PKJ90E3V	10 (1190)
473990	9290020160	9.5T8/MAS/48-840/IF16/P 10/1	9.5	G13	82	4000	70,000	1600	180°	Plastic	A, C	PWJ4POK1	10 (1190)
540807	9290020160	9.5T8/MAS/48-840/IF16/P 25/1	9.5	G13	82	4000	70,000	1600	180°	Plastic	A, C	PWJ4POK1	25 (1225)
474007	9290020161	9.5T8/MAS/48-850/IF16/P 10/1	9.5	G13	82	5000	70,000	1600	180°	Plastic	A, C	P4VDOLRU	10 (1190)
469569	9290011239C	10T8/48-3000 IF 10/1 TAA/NAFTA	10	G13	82	3000	50,000	1500	160°	Plastic	A, C	PEI14CJW	10 (600)
469577	9290011240C	10T8/48-3500 IF 10/1 TAA/NAFTA	10	G13	82	3500	50,000	1500	160°	Plastic	A, C	PCY5A5J7	10 (600)
469585	9290011241C	10T8/48-4000 IF 10/1 TAA/NAFTA	10	G13	82	4000	50,000	1600	160°	Plastic	A, C	PES68IF4	10 (600)
469593	9290011242C	10T8/48-5000 IF 10/1 TAA/NAFTA	10	G13	82	5000	50,000	1600	160°	Plastic	A, C	PICQAFXR	10 (600)
<b>4-FT T8 Energy Advantage CorePro</b>													
553214	9290022527	10T8/COR/48-830/IF15/G 10/1	10	G13	80	3000	50,000	1500	240°	Glass	A, C	Not DLC	10 (600)
553222	9290022528	10T8/COR/48-835/IF15/G 10/1	10	G13	80	3500	50,000	1500	240°	Glass	A, C	Not DLC	10 (600)
553230	9290019917	10T8/COR/48-840/IF16/G 10/1	10	G13	80	4000	50,000	1500	240°	Glass	A, C	PJJX91OZ	10 (600)
541986	9290019917	10T8/COR/48-840/IF16/G 25/1	10	G13	82	4000	50,000	1600	240°	Glass	A, C	PJJX91OZ	25 (900)
553248	9290019918	10T8/COR/48-850/IF16/G 10/1	10	G13	80	5000	50,000	1500	240°	Glass	A, C	PONVK2RH	10 (600)
541994	9290019918	10T8/COR/48-850/IF16/G 25/1	10	G13	82	5000	50,000	1600	240°	Glass	A, C	PONVK2RH	25 (900)
<b>4-FT T8 CorePro</b>													
542084	9290019606	16T8/LED/48-840/IF18/G 25/1	16	G13	80	4000	36,000	1800	240°	Glass	A	Not DLC	25 (900)
542092	9290019607	16T8/LED/48-850/IF18/G 25/1	16	G13	80	5000	36,000	1800	240°	Glass	A	Not DLC	25 (900)
<b>4-FT T8 High Output MasterClass</b>													
473926	9290013976A	13T8/MAS/48-830/IF20/P/DIM 10/1	13	G13	80	3000	70,000	2000	180°	Plastic	A, C	P4N0XYLX	10 (1190)
473934	9290013977A	13T8/MAS/48-835/IF20/P/DIM 10/1	13	G13	80	3500	70,000	2000	180°	Plastic	A, C	PNKEQNT E	10 (1190)
473942	9290013978B	13T8/MAS/48-840/IF21/P/DIM 10/1	13	G13	80	4000	70,000	2100	180°	Plastic	A, C	PPS0M8AQ	10 (1190)
540799	9290013978B	13T8/MAS/48-840/IF21/P/DIM 25/1	13	G13	80	4000	70,000	2100	180°	Plastic	A, C	PPS0M8AQ	25 (1400)
473958	9290013979A	13T8/MAS/48-850/IF21/P/DIM 10/1	13	G13	80	5000	70,000	2100	180°	Plastic	A, C	PY4PF7KV	10 (1190)
468652	9290013033	14T8/48-3000 IF 10/1 ROT	14	G13	82	3000	50,000	2000	160°	Plastic	A, C	P1Z3VUZP	10 (1120)
468660	9290013034	14T8/48-3500 IF 10/1 ROT	14	G13	82	3500	50,000	2000	160°	Plastic	A, C	PMRXXKRUT	10 (1120)
468678	9290013035	14T8/48-4000 IF 10/1 ROT	14	G13	82	4000	50,000	2100	160°	Plastic	A, C	P2R73QWZ	10 (1120)
468686	9290013036	14T8/48-5000 IF 10/1 ROT	14	G13	82	5000	50,000	2100	160°	Plastic	A, C	PQ2TMYAQ	10 (1120)
469601	9290011585C	14T8/48-3000 IF 10/1 DIM TAA/NAFTA	14	G13	82	3000	50,000	2100	160°	Plastic	A, C	P1GG4T6Q	10 (600)
469619	9290011586C	14T8/48-3500 IF 10/1 DIM TAA/NAFTA	14	G13	82	3500	50,000	2100	160°	Plastic	A, C	P5R4PGPD	10 (600)
469627	9290011587C	14T8/48-4000 IF 10/1 DIM TAA/NAFTA	14	G13	82	4000	50,000	2100	160°	Plastic	A, C	PFWPMJNV	10 (600)
469635	9290011588C	14T8/48-5000 IF 10/1 DIM TAA/NAFTA	14	G13	82	5000	50,000	2100	160°	Plastic	A, C	P9RG41WJ	10 (600)
<b>4-FT T8 High Output CorePro</b>													
470096	9290013430A	14T8/PRO/48-830/IF20/G 10/1 FB	14	G13	82	3000	50,000	2000	240°	Glass	A, C	P8JMV6DL	10 (650)
470104	9290013431A	14T8/PRO/48-835/IF20/G 10/1 FB	14	G13	82	3500	50,000	2000	240°	Glass	A, C	PBC11GJI	10 (650)
470112	9290013432A	14T8/PRO/48-840/IF21/G 10/1 FB	14	G13	82	4000	50,000	2100	240°	Glass	A, C	PQR24AE	10 (650)
470120	9290013433A	14T8/PRO/48-850/IF21/G 10/1 FB	14	G13	82	5000	50,000	2100	240°	Glass	A, C	P8JMV6DL	10 (650)
<b>4-FT T8 Ultra High Output MasterClass</b>													
533372	9290020163	15.5T8/MAS/48-835/IF24/P 25/1	15.5	G13	82	3500	70,000	2400	240°	Plastic	A, C	P51ZCP75	25 (1400)
545194	9290020164	15.5T8/MAS/48-840/IF25/P 25/1	15.5	G13	82	4000	70,000	2500	240°	Plastic	A, C	PCYKVJ51	25 (1120)
545200	9290020165	15.5T8/MAS/48-850/IF25/P 25/1	15.5	G13	82	5000	70,000	2500	240°	Plastic	A, C	POHK0Y9Y	25 (1400)
<b>8-FT T8 Slimline MasterClass</b>													
469247	9290013078	35T8/96-3500 IF FA8 10/1	35	FA8	82	3500	50,000	4000	180°	Plastic	A	Not DLC	10 (300)
469254	9290013146	35T8/96-4000 IF FA8 10/1	35	FA8	82	4000	50,000	4200	180°	Plastic	A	Not DLC	10 (300)
<b>8-FT T8 Slimline CorePro</b>													
533000	9290018971	30T8/PER/96-830/IF42/P/FA8 10/1	30	FA8	82	3000	50,000	4200	240°	Glass	A	PV5I8TZI	10 (400)
533018	9290018972	30T8/PER/96-835/IF42/P/FA8 10/1	30	FA8	82	3500	50,000	4200	240°	Glass	A	PZKPOTXO	10 (400)
533026	9290018973	30T8/PER/96-840/IF42/P/FA8 10/1	30	FA8	82	4000	50,000	4200	240°	Glass	A	P73Q3PKC	10 (400)
533034	9290018974	30T8/PER/96-850/IF42/P/FA8 10/1	30	FA8	82	5000	50,000	4200	240°	Glass	A	PRG5ZZ3R	10 (400)
<b>U-bend T8 High Output MasterClass</b>													
541854	9290019874	13T8-6U/MAS/24-830/IF20/P 10/1	13	G13	82	3000	70,000	2000	180°	Plastic	A, C	P4LG6FAR	10 (400)
541862	9290019875	13T8-6U/MAS/24-835/IF20/P 10/1	13	G13	82	3500	70,000	2000	180°	Plastic	A, C	PCBI697X	10 (400)
541870	9290019876	13T8-6U/MAS/24-840/IF21/P 10/1	13	G13	82	4000	70,000	2100	180°	Plastic	A, C	PQJQXE4Q	10 (400)
541888	9290019877	13T8-6U/MAS/24-850/IF21/P 10/1	13	G13	82	5000	70,000	2100	180°	Plastic	A, C	PXIK4NU7	10 (400)

# Philips InstantFit LED lamps

## Philips InstantFit LED T12/T8 magnetic and electronic ballast compatible lamps

Product Number	DLC Model Number	Product Description	Lamp Watts	Base	CRI	Color Temp. (K)	LED Lifetime <sup>4</sup>	Lumens	Beam	Lamp Material	UL Type	DLC Product ID <sup>3</sup>	Lamps per Case (Pallet)
<b>4-FT T8 (Magnetic (T12) &amp; Electronic (T8) Ballast Compatible)<sup>5,10</sup></b>													
539972	9290019659	16T8/LED/48-840/UF18/G 10/1	16	G13	82	4000	36,000	1800	240°	Glass	A (HF+EM) <sup>10</sup>	Not DLC	10 (650)
539980	9290019660	16T8/LED/48-850/UF18/G 10/1	16	G13	82	5000	36,000	1800	240°	Glass	A (HF+EM) <sup>10</sup>	Not DLC	10 (650)

## Philips InstantFit LED T12/T8 magnetic and electronic ballast compatible lamps

Product Number	Product Description	Bare Lamp Watts (W)	Average System Watts (W)			Initial Lumens <sup>6</sup>		
			Low Ballast Factor (0.78)	Normal Ballast Factor (0.88)	High Ballast Factor (1.18)	Low Ballast Factor (0.78)	Normal Ballast Factor (0.88)	High Ballast Factor (1.18)
<b>4-FT T8 (Magnetic (T12) &amp; Electronic (T8) Ballast Compatible)<sup>5,10</sup></b>								
539972	16T8/LED/48-840/UF18/G 10/1 FB	16	17	19	22.5	1600	1800	2100
539980	16T8/LED/48-850/UF18/G 10/1 FB	16	17	19	22.5	1600	1800	2100

## System wattage of the Philips InstantFit T8 vs a comparable linear T12<sup>7</sup>

Ballast Model No.	Manufacturer	System Voltage	No. of Lamps	System Power (W) T12 Fluorescent	System Power (W) T8 LED	Energy Savings (%) <sup>9</sup>
R-140-1-TP	Philips Advance	120	1	52.1	26.1	50.0%
RL-140-TP	Philips Advance	120	1	32.8	25.6	21.7%
R-2S40-1-TP	Philips Advance	120	2	88.9	47.1	47.0%
XQM-2S40-TP	Philips Advance	220	2	95.5	51.9	45.6%
V-2S40-1-TP	Philips Advance	277	2	90.2	45.3	49.8%
RQM-2S40-3-TP	Philips Advance	120	2	86.9	46.4	46.6%
R-2S34-TP-5	Philips Advance	120	2	81.1	41.5	48.8%
V-2S34-TP	Philips Advance	277	2	79.2	42.6	46.3%
RM-2S35-TP	Philips Advance	120	2	60.9	41.2	32.4%

# Philips InstantFit LED lamps





## Ballast technical data (Subject to change without notice)

Product Number	Product Description	Bare Lamp Watts (W)	Average System Watts (W) <sup>7</sup>			Initial Lumens <sup>6</sup>		
			Low Ballast Factor (0.78)	Normal Ballast Factor (0.88)	High Ballast Factor (1.18)	Low Ballast Factor (0.78)	Normal Ballast Factor (0.88)	High Ballast Factor (1.18)
<b>2-FT T8 MasterClass</b>								
541813	7T8/MAS/24-830/IF10/P 10/1	7	8.5	9.5	13.5	950	1050	1200
541821	7T8/MAS/24-835/IF10/P 10/1	7	8.5	9.5	13.5	950	1050	1200
541839	7T8/MAS/24-840/IF11/P 10/1	7	8.5	9.5	13.5	1050	1150	1300
541847	7T8/MAS/24-850/IF11/P 10/1	7	8.5	9.5	13.5	1050	1150	1300
<b>3-FT T8 MasterClass</b>								
539858	8.5T8/MAS/36-830/IF13/P 10/1	8.5	10.0	11.5	15.0	1100	1300	1500
539866	8.5T8/MAS/36-835/IF13/P 10/1	8.5	10.0	11.5	15.0	1200	1400	1600
539874	8.5T8/MAS/36-840/IF14/P 10/1	8.5	10.0	11.5	15.0	1100	1300	1500
539882	8.5T8/MAS/36-850/IF14/P 10/1	8.5	10.0	11.5	15.0	1200	1400	1600
<b>4-FT T8 Energy Advantage MasterClass</b>								
473974	9.5T8/MAS/48-830/IF15/P 10/1	9.5	10.5	12.5	15.5	1150	1500	1750
473982	9.5T8/MAS/48-835/IF15/P 10/1	9.5	10.5	12.5	15.5	1150	1500	1750
473990	9.5T8/MAS/48-840/IF16/P 10/1	9.5	10.5	12.5	15.5	1250	1600	1850
540807	9.5T8/MAS/48-840/IF16/P 25/1	9.5	10.5	12.5	15.5	1250	1600	1850
474007	9.5T8/MAS/48-850/IF16/P 10/1	9.5	10.5	12.5	15.5	1250	1600	1850
● 469569	10T8/48-3000 IF 10/1 TAA/NAFTA	10	11.0	13.0	16.0	1300	1500	1700
● 469577	10T8/48-3500 IF 10/1 TAA/NAFTA	10	11.0	13.0	16.0	1300	1500	1800
● 469585	10T8/48-4000 IF 10/1 TAA/NAFTA	10	11.0	13.0	16.0	1400	1600	1850
● 469593	10T8/48-5000 IF 10/1 TAA/NAFTA	10	11.0	13.0	16.0	1400	1600	1850
<b>4-FT T8 Energy Advantage CorePro</b>								
541986	10T8/COR/48-840/IF16/G 25/1	10	12.0	13.0	17.5	1450	1600	2100
541994	10T8/COR/48-850/IF16/G 25/1	10	12.0	13.0	17.5	1450	1600	2100
553214	10T8/COR/48-830/IF15/G 10/1	10	12.0	13.0	17.5	1300	1500	1700
553222	10T8/COR/48-835/IF15/G 10/1	10	12.0	13.0	17.5	1300	1500	1800
553230	10T8/COR/48-840/IF16/G 10/1	10	12.0	13.0	17.5	1450	1600	2100
553248	10T8/COR/48-850/IF16/G 10/1	10	12.0	13.0	17.5	1450	1600	2100
<b>4-FT T8 CorePro</b>								
542084	16T8/LED/48-840/IF18/G 25/1	16	14.5	20.0	22.0	1400	1800	2150
542092	16T8/LED/48-850/IF18/G 25/1	16	14.5	20.0	22.0	1400	1800	2150
<b>4-FT T8 High Output MasterClass</b>								
473926	13T8/MAS/48-830/IF20/P/DIM 10/1	13	14.0	16.0	21.5	1800	2000	2700
473934	13T8/MAS/48-835/IF20/P/DIM 10/1	13	14.0	16.0	21.5	1800	2000	2700
473942	13T8/MAS/48-840/IF21/P/DIM 10/1	13	14.0	16.0	21.5	1900	2100	2800
473958	13T8/MAS/48-850/IF21/P/DIM 10/1	13	14.0	16.0	21.5	1900	2100	2800
540799	13T8/MAS/48-840/IF21/P/DIM 25/1	13	14.0	16.0	21.5	1900	2100	2800
⊕ 468652	14T8/48-3000 IF 10/1 ROT	14	16.0	18.0	26.5	1800	2000	2700
⊕ 468660	14T8/48-3500 IF 10/1 ROT	14	16.0	18.0	26.5	1800	2000	2700
⊕ 468678	14T8/48-4000 IF 10/1 ROT	14	16.0	18.0	26.5	1900	2100	2800
⊕ 468686	14T8/48-5000 IF 10/1 ROT	14	16.0	18.0	26.5	1900	2100	2800
● 469601	14T8/48-3000 IF 10/1 DIM TAA/NAFTA	14	15.0	17.0	23.0	1800	2000	2700
● 469619	14T8/48-3500 IF 10/1 DIM TAA/NAFTA	14	15.0	17.0	23.0	1800	2000	2700
● 469627	14T8/48-4000 IF 10/1 DIM TAA/NAFTA	14	15.0	17.0	23.0	1900	2100	2800
● 469635	14T8/48-5000 IF 10/1 DIM TAA/NAFTA	14	15.0	17.0	23.0	1900	2100	2800
<b>4-FT T8 High Output CorePro</b>								
470096	14T8/PRO/48-830/IF20/G 10/1 FB	14	15.0	17.0	23.0	1750	2000	2350
470104	14T8/PRO/48-835/IF20/G 10/1 FB	14	15.0	17.0	23.0	1750	2000	2350
470112	14T8/PRO/48-840/IF21/G 10/1 FB	14	15.0	17.0	23.0	1850	2100	2450
470120	14T8/PRO/48-850/IF21/G 10/1 FB	14	15.0	17.0	23.0	1850	2100	2450
<b>4-FT T8 Ultra High Output MasterClass</b>								
533372	15.5T8/MAS/48-835/IF24/P 25/1	15.5	16.0	19.0	25.0	2000	2400	2950
545194	15.5T8/MAS/48-840/IF25/P 25/1	15.5	16.0	19.0	25.0	2100	2500	3050
545200	15.5T8/MAS/48-850/IF25/P 25/1	15.5	16.0	19.0	25.0	2100	2500	3050
<b>8-FT T8 Slimline MasterClass</b>								
469247	35T8/96-3500 IF FA8 10/1	35	N/A	41.0	N/A	N/A	4000	N/A
469254	35T8/96-4000 IF FA8 10/1	35	N/A	41.0	N/A	N/A	4200	N/A
<b>8-FT T8 Slimline CorePro</b>								
533000	30T8/PER/96-830/IF42/P/FA8 10/1	30	N/A	30.0	N/A	N/A	4000	N/A
533018	30T8/PER/96-835/IF42/P/FA8 10/1	30	N/A	30.0	N/A	N/A	4000	N/A
533026	30T8/PER/96-840/IF42/P/FA8 10/1	30	N/A	30.0	N/A	N/A	4200	N/A
533034	30T8/PER/96-850/IF42/P/FA8 10/1	30	N/A	30.0	N/A	N/A	4200	N/A
<b>6-inch U-bend High Output MasterClass</b>								
541854	13T8-6U/MAS/24-830/IF20/P 10/1	13	14.0	16.0	21.0	1800	2000	2700
541862	13T8-6U/MAS/24-835/IF20/P 10/1	13	14.0	16.0	21.0	1800	2000	2700
541870	13T8-6U/MAS/24-840/IF21/P 10/1	13	14.0	16.0	21.0	1900	2100	2800
541888	13T8-6U/MAS/24-850/IF21/P 10/1	13	14.0	16.0	21.0	1900	2100	2800

See footnotes on last page.

# Philips InstantFit LED lamps

## Philips TLED types

Type A InstantFit	Type A UniversalFit	Type B MainsFit	Type C InstantFit
			
<p><i>Fastest ROI Plug-and-play</i></p> <p>Compatible ballast types:</p> <ul style="list-style-type: none"> <li>Instant-Start</li> <li>Programmed start</li> <li>Programmed start dimmable</li> <li>Emergency</li> </ul>	<p><i>Plug-and-play on both magnetic and electronic ballasts<sup>5,10,13</sup></i></p> <p>Compatible ballast types:</p> <ul style="list-style-type: none"> <li>Instant-Start (Electronic)</li> <li>Magnetic (T12)</li> <li>Emergency</li> </ul>	<p><i>Long term simplicity</i></p> <ul style="list-style-type: none"> <li>No ballast required</li> <li>Compatible with emergency backup lighting inverters (Bodine ELI-S series)</li> </ul>	<p><i>Most efficient solution</i></p> <ul style="list-style-type: none"> <li>Many Philips Type A lamps double as our Type C lamps</li> <li>Type C when paired with our range of TLED drivers. See <a href="https://www.signify.com/en-us/brands/advance/ballasts">https://www.signify.com/en-us/brands/advance/ballasts</a></li> </ul>

- Based on the next leading competitor and their number of compatible ballasts at time of printing.
- Savings based on comparison to F32T8 electronic instant start systems.
- Tested to B50 L70 requirement with a ballast factor < 0.88.
- LED lifetime means the length of time (in hours) until half of the LED light sources maintain at least 70% of their initial lumen output (B50, L70). Testing with a ballast whose ballast factor is ≤ 0.88
- Compatibility subject to change as additional ballasts are tested. If you do not see your ballast on the compatibility list please contact your local Philips Lighting representative.
- Photometric testing consistent with IES LM-79.
- Measured data provided as a reference. System power may vary depending on ballast manufacturer and ballast age. Please refer to [www.philips.com/instantfit](http://www.philips.com/instantfit) for the latest ballast compatibility guide.
- DLC Product ID list is for UL Type A only. The product may also be DLC certified as UL Type C. To verify search the DLC QPL using the model number.
- Bare lamp wattage. For system wattage see charts below
- These lamps work on both magnetic and electronic ballasts.
- This product is DLC listed as Type C only. It is not DLC as a Type A lamp.
- Refer to NEMA77, IEC 61547 & IEC 63158 standard for SVM (Stroboscopic Visibility Measure).
- Always verify ballast compatibility using the Philips Ballast Compatibility Guide (PLT-16118CR) before installation.
- Products offered under the Trade Agreements Act (TAA). For more information, visit <http://www.va.gov/oal/business/fss/taa.asp>  
*Not all products are qualified on the DLC QPL. To view our DLC qualified products, please consult the DLC Qualified Products List at [www.designlights.org/search](http://www.designlights.org/search).*



© 2019 Signify Holding. All rights reserved. The information provided herein is subject to change, without notice. Signify does not give any representation or warranty as to the accuracy or completeness of the information included herein and shall not be liable for any action in reliance thereon. The information presented in this document is not intended as any commercial offer and does not form part of any quotation or contract, unless otherwise agreed by Signify. Philips and the Philips Shield Emblem are registered trademarks of Koninklijke Philips N.V. All other trademarks are owned by Signify Holding or their respective owners.

Signify North America Corporation  
200 Franklin Square Drive,  
Somerset, NJ 08873  
Telephone 855-486-2216

Signify Canada Ltd.  
281 Hillmount Road,  
Markham, ON, Canada L6C 2S3  
Telephone 800-668-9008