

A photograph of a modern building's interior atrium. The space is characterized by tall, textured stone columns and a ceiling with recessed lighting. Several vertical cylindrical light fixtures with a red, patterned glass exterior are mounted on the columns. In the foreground, a white reception desk is visible, topped with a lush arrangement of green bamboo stalks and white flowers. The overall atmosphere is warm and sophisticated, with a focus on architectural lighting.

PHILIPS

LED lamps

Energy savings
that inspire



Transforming LED lighting

The world-wide transformation to energy-efficient LED technologies continues at a rapid pace. Philips remains on the cutting edge with exciting, meaningful LED solutions that can help transform your environment and reinforce brand identity, while reducing lighting-related energy costs and minimizing environmental impact.

Our lighting expertise

As the world's largest lighting company, and a trusted lighting brand for over 125 years, we listen and respond to our customers; and focus our research investments into building meaningful LED innovations that can help to save money, beautify spaces and inspire action. Our expertise extends throughout the entire LED process thus ensuring efficient and reliable performance.

Inherent product quality

By employing the latest advances in optics, electrical LED packages, lamp shape and heat management methods, we can produce high-quality, long-lasting LED solutions for you. Additionally, all our products are subject to rigorous internal production standards as well as third-party testing and certification. In this manner, we can provide you with high-quality and consistently-performing products that meet or exceed the latest environmental, safety and regulatory standards and codes, and allow you to make confident, informed decisions.

Creating value for you

As a simple, convenient replacement of other lighting technologies, our LED retrofit lamps are installed quickly and without complexity so you can immediately enjoy a beautifully lit space in a sustainable manner. Energy, maintenance and relamping savings add up to quick payback times, and in the long term, reduce your total cost of ownership. With Philips LED solutions, your future is brighter than ever.

The right light —

Philips **MasterClass** and **CorePro** product families

Philips MasterClass and CorePro tiers are designed to help professional lighting customers more quickly and easily identify the right product to fit any project or budget. For projects that require the quality, efficiency and value of Philips LED, the portfolio is organized into two categories: MasterClass and CorePro.



Philips MasterClass

For every project where exceptional, high-quality lighting is required. The MasterClass line of LEDs meets or exceeds applicable industry energy efficiency requirements, featuring improved lifespan over traditional incandescent bulbs and warranties with broad product ranges.

MasterClass can provide the following:

- Up to 80% energy savings¹
- Expanded product breadth, including additional beam angles and shapes, when compared to incandescent bulbs
- Lifetime of up to 70,000 hours and up to 7-year limited warranty³
- High color rendering index (CRI) 90+
- Superior polycarbonate material



Philips CorePro

For every job requiring efficiency, value and uncompromising quality, these LED lamps are perfect for basic lighting needs across a wide range of applications. The CorePro line of LEDs meet industry efficiency standards and minimize maintenance costs for quick payback.

CorePro can provide the following:


- Up to 80% energy savings¹
- More choices with our expanded portfolio
- Lower maintenance costs¹
- Lifetime of 15,000+ hours²
- Color rendering index (CRI) 80+

Contents

| | | | | | |
|--|---|--|---|--|---|
|  | <h2 style="color: green;">5</h2> <h3 style="background-color: green; color: white; padding: 5px;">LED tubes</h3> <ul style="list-style-type: none"> InstantFit 5 MainsFit 8 PLED 11 UniversalFit T8 14 EasySmart 15 MasterConnect 16 Smart accessories 17 |  | <h2 style="color: red;">18</h2> <h3 style="background-color: red; color: white; padding: 5px;">LED spots</h3> <ul style="list-style-type: none"> PAR 18 MR16 22 AR111 23 | | |
|  | <h2 style="color: blue;">27</h2> <h3 style="background-color: blue; color: white; padding: 5px;">LED bulbs</h3> <ul style="list-style-type: none"> A-shape 27 Reflectors 31 Recessed downlights 32 |  | <h2 style="color: purple;">33</h2> <h3 style="background-color: purple; color: white; padding: 5px;">LED candle & deco</h3> <ul style="list-style-type: none"> A15 34 G16.5 35 Candles 36 G25 38 Designer decorative 40 UFO 41 Specialty 42 |  | <h2 style="color: orange;">43</h2> <h3 style="background-color: orange; color: white; padding: 5px;">HID replacement</h3> <ul style="list-style-type: none"> Street and area 43 High bay 44 Corn cob 46 |

Footnotes

1. When compared to traditional incandescent bulbs.
2. Tested to B50 L70 requirement. LED lifetime means the length of time (in hours) until half of the LED light sources maintain at least 70% of their initial lumen output (B50, L70).
3. See www.signify.com/warranties for details.
4. Lamp may also be DLC certified as a Type C system. Search DLC by model number QPL for more information.
5. Savings based on comparison to a 32W linear fluorescent lamp at 0.88 ballast factor with a per lamp system wattage of 29.8W. The MainsFit LED T8 lamp using 16.5W per lamp saves 45% in energy costs (29.8W-16.5W)/29.8W = 44.6%.
6. Savings based on comparison to F32T8 electronic instant start system.
7. Early initial qualification for Energy Star allows for directional lamp life claims of 25,000 hours (L70) with 3,000 hour actual test data, LM80 data and in-situ temperature measurements. As the lamps pass Energy Star requirements, manufacturers may increase the lifetime of a product as dictated by Energy Star guidelines.
8. When compared to CorePro version of the same lamp type.
9. When compared to traditional halogen bulbs.
10. LED system watts of 35 compared to 130 of a C100S54/ALTO.
11. 4kV surge protection for 63W and below, 6kV surge protection for 100W, 120W.

 Product made under guidelines set out in the Trade Agreements Act.

 End-cap rotates.

 Energy Star qualified.

 Energy Star pending.

 Title 20 qualified.

 Suitable for enclosed fixtures.

W Wet location.

D Damp location.

LED tubes

InstantFit (UL Type A) lamps

Philips LED linear lamps provide hassle-free installation with simple lamp-for-lamp replacements. Philips InstantFit lamps have best-in-class performance with the widest range of ballast compatibility on the market. Our InstantFit LED lamps deliver what we promise, with at least 40% energy savings*, flicker-free performance, and the life you expect with over 15,000 lamp/ballast combinations. Looking for a Type C system? Our InstantFit Type A lamps can be paired with our dedicated TLED drivers to create Type C TLED systems.

* Savings based on comparison to F32T8 electronic instant start systems

Go to www.philips.com/instantfit for the latest LED lamp compatibility chart.



MasterClass LED linear

MasterClass offers ultra-efficiency in the widest variety of lamp types to replace fluorescent lamp types for every application. Many lamps have an extended lifetime, backed by a limited warranty³ of up to 7 years, providing savings, quality and performance that you can count on.

CorePro LED linear

CorePro LED tubes offer a more affordable solution with a 50,000-hour lifetime and a 5-year limited warranty.³ The glass housing fits most applications. CorePro LED tubes offer a simple retrofit replacement and low energy consumption with instant savings. They are perfect for standard applications that demand a quality, cost effective solution.

InstantFit LED T8 linear



Ordering, electrical and technical data (Subject to change without notice)



G13

| Product Number | Model Number | Ordering Code | Watts (W) | Base | CRI | Color Temp (K) | Life ² (Hrs) | Lumens (lm) | Material | UL Type | DLC ID (Type A) ⁴ | Case Qty | Pallet Qty | |
|--------------------------------------|--------------|------------------------------|--------------------------------|------|-----|----------------|-------------------------|-------------|----------|---------|------------------------------|----------|------------|------|
| MasterClass InstantFit T8 2FT | | | | | | | | | | | | | | |
| 541813 | 9290019869 | 7T8/MAS/24-830/IF10/P 10/1 | 7 | G13 | 82 | 3000 | 70,000 | 1050 | Plastic | A, C | PEVGCYR3 | 10 | 2380 | |
| 541821 | 9290019870 | 7T8/MAS/24-835/IF10/P 10/1 | 7 | G13 | 82 | 3500 | 70,000 | 1050 | Plastic | A, C | PCFWLD63 | 10 | 2380 | |
| 541839 | 9290019871 | 7T8/MAS/24-840/IF11/P 10/1 | 7 | G13 | 82 | 4000 | 70,000 | 1150 | Plastic | A, C | P451IONS | 10 | 2380 | |
| 541847 | 9290019872 | 7T8/MAS/24-850/IF11/P 10/1 | 7 | G13 | 82 | 5000 | 70,000 | 1150 | Plastic | A, C | PA8KOGZ6 | 10 | 2380 | |
| MasterClass InstantFit T8 3FT | | | | | | | | | | | | | | |
| 539858 | 9290019675 | 8.5T8/MAS/36-830/IF13/P 10/1 | 8.5 | G13 | 82 | 3000 | 70,000 | 1300 | Plastic | A, C | PVZ2OQ5G | 10 | 1530 | |
| 539866 | 9290019679 | 8.5T8/MAS/36-835/IF13/P 10/1 | 8.5 | G13 | 82 | 3500 | 70,000 | 1300 | Plastic | A, C | PUB5CRL0 | 10 | 1530 | |
| 539874 | 9290019676 | 8.5T8/MAS/36-840/IF14/P 10/1 | 8.5 | G13 | 82 | 4000 | 70,000 | 1300 | Plastic | A, C | PSU0O3VV | 10 | 1530 | |
| 539882 | 9290019677 | 8.5T8/MAS/36-850/IF14/P 10/1 | 8.5 | G13 | 82 | 5000 | 70,000 | 1400 | Plastic | A, C | PQMBVBD4 | 10 | 1530 | |
| MasterClass InstantFit T8 4FT | | | | | | | | | | | | | | |
| ■ | 469569 | 9290011239C | 10T8/48-3000 IF 10/1 TAA/NAFTA | 10 | G13 | 82 | 3000 | 50,000 | 1500 | Plastic | A, C | PE1J4CJW | 10 | 600 |
| ■ | 469577 | 9290011240C | 10T8/48-3500 IF 10/1 TAA/NAFTA | 10 | G13 | 82 | 3500 | 50,000 | 1500 | Plastic | A, C | PCY5A5J7 | 10 | 600 |
| ■ | 469585 | 9290011241C | 10T8/48-4000 IF 10/1 TAA/NAFTA | 10 | G13 | 82 | 4000 | 50,000 | 1600 | Plastic | A, C | PES681F4 | 10 | 600 |
| ■ | 469593 | 9290011242C | 10T8/48-5000 IF 10/1 TAA/NAFTA | 10 | G13 | 82 | 5000 | 50,000 | 1600 | Plastic | A, C | P1CQAFXR | 10 | 600 |
| | 473974 | 9290020158 | 9.5T8/MAS/48-830/IF15/P 10/1 | 9.5 | G13 | 82 | 3000 | 70,000 | 1500 | Plastic | A, C | Not DLC | 10 | 1190 |
| | 473982 | 9290020159 | 9.5T8/MAS/48-835/IF15/P 10/1 | 9.5 | G13 | 82 | 3500 | 70,000 | 1500 | Plastic | A, C | PKJ90E3V | 10 | 1190 |
| | 473990 | 9290020160 | 9.5T8/MAS/48-840/IF16/P 10/1 | 9.5 | G13 | 82 | 4000 | 70,000 | 1600 | Plastic | A, C | PWJ4POK1 | 10 | 1190 |
| | 540807 | 9290020160 | 9.5T8/MAS/48-840/IF16/P 25/1 | 9.5 | G13 | 82 | 4000 | 70,000 | 1600 | Plastic | A, C | PWJ4POK1 | 25 | 1400 |
| | 474007 | 9290020161 | 9.5T8/MAS/48-850/IF16/P 10/1 | 9.5 | G13 | 82 | 5000 | 70,000 | 1600 | Plastic | A, C | P4VDOLRU | 10 | 1190 |
| CorePro InstantFit T8 4FT | | | | | | | | | | | | | | |
| | 553214 | 9290022527 | 10T8/COR/48-830/IF15/G 10/1 | 10 | G13 | 80 | 3000 | 50,000 | 1800 | Glass | A, C | Not DLC | 10 | 600 |
| | 553222 | 9290022528 | 10T8/COR/48-835/IF15/G 10/1 | 10 | G13 | 80 | 3500 | 50,000 | 1800 | Glass | A, C | Pending | 10 | 600 |
| | 553230 | 9290019917 | 10T8/COR/48-840/IF16/G 10/1 | 10 | G13 | 80 | 4000 | 50,000 | 1700 | Glass | A, C | PJXX91OZ | 10 | 600 |
| | 541986 | 9290019917 | 10T8/COR/48-840/IF16/G 25/1 | 10 | G13 | 80 | 4000 | 50,000 | 1600 | Glass | A, C | PJXX91OZ | 25 | 900 |
| | 553248 | 9290019918 | 10T8/COR/48-850/IF16/G 10/1 | 10 | G13 | 80 | 5000 | 50,000 | 1700 | Glass | A, C | PONVK2RH | 10 | 600 |
| | 541994 | 9290019918 | 10T8/COR/48-850/IF16/G 25/1 | 10 | G13 | 80 | 5000 | 50,000 | 1600 | Glass | A, C | PONVK2RH | 25 | 900 |
| 4-FT T8 CorePro | | | | | | | | | | | | | | |
| | 542084 | 9290019606 | 16T8/LED/48-840/IF18/G 25/1 | 16 | G13 | 82 | 4000 | 36,000 | 1800 | Glass | A | Not DLC | 25 | 900 |
| | 542092 | 9290019607 | 16T8/LED/48-850/IF18/G 25/1 | 16 | G13 | 82 | 5000 | 36,000 | 1800 | Glass | A | Not DLC | 25 | 900 |



| Product Number | Model Number | Ordering Code | Watts (W) | Base | CRI | Color Temp (K) | Life ² (Hrs) | Lumens (lm) | Material | UL Type | DLC ID (Type A) ⁴ | Case Qty | Pallet Qty |
|--------------------------------------|--------------|------------------------------------|-----------|------|-----|----------------|-------------------------|-------------|----------|---------|------------------------------|----------|------------|
| MasterClass InstantFit T8 4FT | | | | | | | | | | | | | |
| 468652 | 9290013033 | 14T8/48-3000 IF 10/1 ROT | 14 | G13 | 82 | 3000 | 50,000 | 2000 | Plastic | A, C | P1Z3VUZP | 10 | 1120 |
| 468660 | 9290013034 | 14T8/48-3500 IF 10/1 ROT | 14 | G13 | 82 | 3500 | 50,000 | 2000 | Plastic | A, C | PMRXKRUT | 10 | 1120 |
| 468678 | 9290013035 | 14T8/48-4000 IF 10/1 ROT | 14 | G13 | 82 | 4000 | 50,000 | 2100 | Plastic | A, C | P2R73QWZ | 10 | 1120 |
| 468686 | 9290013036 | 14T8/48-5000 IF 10/1 ROT | 14 | G13 | 82 | 5000 | 50,000 | 2100 | Plastic | A, C | PQ2TMYAQ | 10 | 1120 |
| 469601 | 9290011585C | 14T8/48-3000 IF 10/1 DIM TAA/NAFTA | 14 | G13 | 82 | 3000 | 50,000 | 2100 | Plastic | A, C | P1GG4T6Q | 10 | 600 |
| 469619 | 9290011586C | 14T8/48-3500 IF 10/1 DIM TAA/NAFTA | 14 | G13 | 82 | 3500 | 50,000 | 2100 | Plastic | A, C | P5R4PGPD | 10 | 600 |
| 469627 | 9290011587C | 14T8/48-4000 IF 10/1 DIM TAA/NAFTA | 14 | G13 | 82 | 4000 | 50,000 | 2100 | Plastic | A, C | PFWPMJNV | 10 | 600 |
| 469635 | 9290011588C | 14T8/48-5000 IF 10/1 DIM TAA/NAFTA | 14 | G13 | 82 | 5000 | 50,000 | 2100 | Plastic | A, C | P9RG41WJ | 10 | 600 |
| 473926 | 9290013976A | 13T8/MAS/48-830/IF20/P/DIM 10/1 | 13 | G13 | 82 | 3000 | 70,000 | 2000 | Plastic | A, C | P4N0XYLX | 10 | 1190 |
| 473934 | 9290013977A | 13T8/MAS/48-835/IF20/P/DIM 10/1 | 13 | G13 | 82 | 3500 | 70,000 | 2000 | Plastic | A, C | PNKEQNTE | 10 | 1190 |
| 473942 | 9290013978B | 13T8/MAS/48-840/IF21/P/DIM 10/1 | 13 | G13 | 82 | 4000 | 70,000 | 2100 | Plastic | A, C | PPSOM8AQ | 10 | 1190 |
| 540799 | 9290013978A | 13T8/MAS/48-840/IF21/P/DIM 25/1 | 13 | G13 | 82 | 4000 | 70,000 | 2100 | Plastic | A, C | P83YRCBG | 25 | 1400 |
| 473958 | 9290013979A | 13T8/MAS/48-850/IF21/P/DIM 10/1 | 13 | G13 | 82 | 5000 | 70,000 | 2100 | Plastic | A, C | PY4PF7KV | 10 | 1190 |
| CorePro InstantFit T8 4FT | | | | | | | | | | | | | |
| 470096 | 9290013430 | 14T8/PRO/48-830/IF20/G 10/1 FB | 14 | G13 | 82 | 3000 | 50,000 | 2000 | Glass | A, C | P8JMV6DL | 10 | 650 |
| 470104 | 9290013431 | 14T8/PRO/48-835/IF20/G 10/1 FB | 14 | G13 | 82 | 3500 | 50,000 | 2000 | Glass | A, C | PBC11GJI | 10 | 650 |
| 470112 | 9290013432 | 14T8/PRO/48-840/IF21/G 10/1 FB | 14 | G13 | 82 | 4000 | 50,000 | 2100 | Glass | A, C | PQJR24AE | 10 | 650 |
| 470120 | 9290013433 | 14T8/PRO/48-850/IF21/G 10/1 FB | 14 | G13 | 82 | 5000 | 50,000 | 2100 | Glass | A, C | P8JMV6DL | 10 | 650 |
| 537803 | 9290013432A | 14T8/PRO/48-840/IF21/G 10/1 | 14 | G13 | 82 | 4000 | 50,000 | 2100 | Glass | A, C | PQJR24AE | 10 | 440 |
| MasterClass InstantFit T8 4FT | | | | | | | | | | | | | |
| 545178 | 9290020162 | 15.5T8/MAS/48-830/IF23/P 25/1 | 15.5 | G13 | 82 | 3000 | 70,000 | 2400 | Plastic | A, C | PNKIZ638 | 25 | 1400 |
| 533372 | 9002016304 | 15.5T8/MAS/48-835/IF24/P 25/1 | 15.5 | G13 | 82 | 3500 | 70,000 | 2400 | Plastic | A, C | P51ZCP75 | 25 | 1400 |
| 545194 | 9002016404 | 15.5T8/MAS/48-840/IF25/P 25/1 | 15.5 | G13 | 82 | 4000 | 70,000 | 2500 | Plastic | A, C | PCYKVJSI | 25 | 1400 |
| 545200 | 9002016504 | 15.5T8/MAS/48-850/IF25/P 25/1 | 15.5 | G13 | 82 | 5000 | 70,000 | 2500 | Plastic | A, C | POHKOY9Y | 25 | 1400 |
| MasterClass InstantFit T8 8FT | | | | | | | | | | | | | |
| 469247 | 9290013078 | 35T8/96-3500 IF FA8 10/1 | 35 | FA8 | 82 | 3500 | 50,000 | 4000 | Plastic | A | Not DLC | 10 | 300 |
| 469254 | 9290013146 | 35T8/96-4000 IF FA8 10/1 | 35 | FA8 | 82 | 4000 | 50,000 | 4200 | Plastic | A | Not DLC | 10 | 300 |
| CorePro InstantFit T8 8FT | | | | | | | | | | | | | |
| 533000 | 9290018971 | 30T8/PER/96-830/IF42/P/FA8 10/1 | 30 | FA8 | 80 | 3000 | 50,000 | 4200 | Glass | A | PV518TZI | 10 | 400 |
| 533018 | 9290018972 | 30T8/PER/96-835/IF42/P/FA8 10/1 | 30 | FA8 | 80 | 3500 | 50,000 | 4200 | Glass | A | PZKPOTXO | 10 | 400 |
| 533026 | 9290018973 | 30T8/PER/96-840/IF42/P/FA8 10/1 | 30 | FA8 | 80 | 4000 | 50,000 | 4200 | Glass | A | P73Q3PKC | 10 | 400 |
| 533034 | 9290018974 | 30T8/PER/96-850/IF42/P/FA8 10/1 | 30 | FA8 | 80 | 5000 | 50,000 | 4200 | Glass | A | PRG5ZZ3R | 10 | 400 |
| MasterClass InstantFit U-Bend | | | | | | | | | | | | | |
| 541854 | 9290019874 | 13T8-6U/MAS/24-830/IF20/P 10/1 | 13 | G13 | 82 | 3000 | 70,000 | 2000 | Plastic | A, C | P4LG6FAR | 10 | 400 |
| 541862 | 9290019875 | 13T8-6U/MAS/24-835/IF20/P 10/1 | 13 | G13 | 82 | 3500 | 70,000 | 2000 | Plastic | A, C | PCBI697X | 10 | 400 |
| 541870 | 9290019876 | 13T8-6U/MAS/24-840/IF21/P 10/1 | 13 | G13 | 82 | 4000 | 70,000 | 2100 | Plastic | A, C | PQJQXE4Q | 10 | 400 |
| 541888 | 9290019877 | 13T8-6U/MAS/24-850/IF21/P 10/1 | 13 | G13 | 82 | 5000 | 70,000 | 2100 | Plastic | A, C | PXIK4NU7 | 10 | 400 |



MainsFit LED linear

Philips MainsFit (UL Type-B) LED T8 lamps use a double-ended design which significantly simplifies installation, saving time and costs over single-ended versions. This ballast bypass product replaces T5, T8 or T12 lamps in fixtures containing shunted or non-shunted (UL Type B) lamp holders for over 40% energy savings.



Ordering, electrical and technical data (Subject to change without notice)

| Product Number | Model Number | Ordering Code | Volts | Watts (W) | Base | CRI | Color Temp (K) | Life ² (Hrs) | Lumens (lm) | Material | UL Type | DLC ID (Type B) | Case Qty | Pallet Qty |
|------------------------------------|--------------|------------------------------------|---------|-----------|------|-----|----------------|-------------------------|-------------|----------|---------|-----------------|----------|------------|
| CorePro MainsFit T8 2FT | | | | | | | | | | | | | | |
| 535450 | 9290019338 | 8.5T8PRO/24-830/BB11/G 10/1 FB | 120-277 | 8.5 | G13 | 82 | 3000 | 50,000 | 1100 | Glass | B | PSB5JDM7 | 10 | 900 |
| 535468 | 9290019339 | 8.5T8PRO/24-835/BB11/G 10/1 FB | 120-277 | 8.5 | G13 | 82 | 3500 | 50,000 | 1100 | Glass | B | PKG7DURA | 10 | 900 |
| 535476 | 9290019340 | 8.5T8PRO/24-840/BB11/G 10/1 FB | 120-277 | 8.5 | G13 | 82 | 4000 | 50,000 | 1150 | Glass | B | PRGU80IY | 10 | 900 |
| 535484 | 9290019341 | 8.5T8PRO/24-850/BB11/G 10/1 FB | 120-277 | 8.5 | G13 | 82 | 5000 | 50,000 | 1150 | Glass | B | PEQHT1DN | 10 | 900 |
| CorePro MainsFit T8 3FT | | | | | | | | | | | | | | |
| 535492 | 9290019342 | 11.5T8PRO/36-830/BB13/G 10/1 FB | 120-277 | 11.5 | G13 | 82 | 3000 | 50,000 | 1300 | Glass | B | PEKX8MHK | 10 | 540 |
| 535500 | 9290019343 | 11.5T8PRO/36-835/BB13/G 10/1 FB | 120-277 | 11.5 | G13 | 82 | 3500 | 50,000 | 1300 | Glass | B | P51PGWYW | 10 | 540 |
| 535518 | 9290019344 | 11.5T8PRO/36-840/BB14/G 10/1 FB | 120-277 | 11.5 | G13 | 82 | 4000 | 50,000 | 1400 | Glass | B | PDESZ0HQ | 10 | 540 |
| 535526 | 9290019345 | 11.5T8PRO/36-850/BB14/G 10/1 FB | 120-277 | 11.5 | G13 | 82 | 5000 | 50,000 | 1400 | Glass | B | P6A2TN9L | 10 | 540 |
| MasterClass MainsFit T8 4FT | | | | | | | | | | | | | | |
| 532671 | 9290018768A | 12T8/MAS/48-830/MF17/G 10/1 | 120-277 | 12 | G13 | 80 | 3000 | 50,000 | 1700 | Glass | B | PVAFJMMI | 10 | 650 |
| 532689 | 9290018769A | 12T8/MAS/48-835/MF17/G 10/1 | 120-277 | 12 | G13 | 80 | 3500 | 50,000 | 1700 | Glass | B | PHSBLUQN | 10 | 650 |
| 532697 | 9290018770A | 12T8/MAS/48-840/MF18/G 10/1 | 120-277 | 12 | G13 | 80 | 4000 | 50,000 | 1800 | Glass | B | P7JFBFB | 10 | 650 |
| 532705 | 9290018771A | 12T8/MAS/48-850/MF18/G 10/1 | 120-277 | 12 | G13 | 80 | 5000 | 50,000 | 1800 | Glass | B | PF12AWS2 | 10 | 650 |
| CorePro MainsFit T8 4FT | | | | | | | | | | | | | | |
| 471748 | 9290013631B | 16.5T8/COR/48-830/MF20/G 10/1 | 120-277 | 16.5 | G13 | 80 | 3000 | 50,000 | 2000 | Glass | B | P18550TJ | 10 | 550 |
| 471755 | 9290013632B | 16.5T8/COR/48-835/MF20/G 10/1 | 120-277 | 16.5 | G13 | 80 | 3500 | 50,000 | 2000 | Glass | B | P1NPKY18 | 10 | 550 |
| 471763 | 9290013633B | 16.5T8/COR/48-840/MF21/G 10/1 | 120-277 | 16.5 | G13 | 80 | 4000 | 50,000 | 2100 | Glass | B | PIA18464 | 10 | 550 |
| 471771 | 9290013634B | 16.5T8/COR/48-850/MF21/G 10/1 | 120-277 | 16.5 | G13 | 80 | 5000 | 50,000 | 2100 | Glass | B | P3PZ1XIH | 10 | 550 |
| 477315 | 9290018454A | 14T8/COR/48-830/MF17/G 10/1 | 120-277 | 14 | G13 | 80 | 3000 | 50,000 | 1700 | Glass | B | PZL49NS0 | 10 | 550 |
| 477323 | 9290018455A | 14T8/COR/48-835/MF17/G 10/1 | 120-277 | 14 | G13 | 80 | 3500 | 50,000 | 1700 | Glass | B | PYPJ8SI1 | 10 | 550 |
| 477331 | 9290018456A | 14T8/COR/48-840/MF18/G 10/1 | 120-277 | 14 | G13 | 80 | 4000 | 50,000 | 1800 | Glass | B | P2OJ2JLX | 10 | 550 |
| 477349 | 9290018457A | 14T8/COR/48-850/MF18/G 10/1 | 120-277 | 14 | G13 | 80 | 5000 | 50,000 | 1800 | Glass | B | PZF69ARG | 10 | 550 |
| CorePro MainsFit T8 8FT | | | | | | | | | | | | | | |
| 545269 | 9290020140 | 34T8/COR/96-840/MF42/G/FA8 10/1 | 120-277 | 34 | FA8 | 82 | 4000 | 50,000 | 4200 | Glass | B | P2RHO524 | 10 | 450 |
| 545277 | 9290020141 | 34T8/COR/96-850/MF42/G/FA8 10/1 | 120-277 | 34 | FA8 | 82 | 5000 | 50,000 | 4200 | Glass | B | PE2GMBO6 | 10 | 450 |
| 545285 | 9290020142 | 44T8HO/COR/96-840/MF54/G/R17d 10/1 | 120-277 | 44 | R17d | 82 | 4000 | 50,000 | 5400 | Glass | B | No Category | 10 | 450 |
| 545293 | 9290020143 | 44T8HO/COR/96-850/MF54/G/R17d 10/1 | 120-277 | 44 | R17d | 82 | 5000 | 50,000 | 5400 | Glass | B | No Category | 10 | 450 |




| Product Number | Model Number | Ordering Code | Volts | Watts (W) | Base | CRI | Color Temp (K) | Life ² (Hrs) | Lumens (lm) | Material | UL Type | DLC ID (Type A) ⁴ | Case Qty | Pallet Qty |
|----------------------------------|--------------|-------------------------------------|---------|-----------|------|-----|----------------|-------------------------|-------------|----------|---------|------------------------------|----------|------------|
| CorePro MainsFit T8 UBEND | | | | | | | | | | | | | | |
| 535534 | 9290019346 | 15.5T8-6U PRO/24-830/BB20/G 10/1 FB | 120-277 | 15.5 | G13 | 82 | 3000 | 50,000 | 2000 | Glass | B | PAL670JK | 10 | 250 |
| 535542 | 9290019347 | 15.5T8-6U PRO/24-835/BB20/G 10/1 FB | 120-277 | 15.5 | G13 | 82 | 3500 | 50,000 | 2000 | Glass | B | PVKJRY18 | 10 | 250 |
| 535559 | 9290019348 | 15.5T8-6U PRO/24-840/BB21/G 10/1 FB | 120-277 | 15.5 | G13 | 82 | 4000 | 50,000 | 2100 | Glass | B | PUAR19X3 | 10 | 250 |
| 535567 | 9290019349 | 15.5T8-6U PRO/24-850/BB21/G 10/1 FB | 120-277 | 15.5 | G13 | 82 | 5000 | 50,000 | 2100 | Glass | B | PMKCEPRN | 10 | 250 |

MasterClass InstantFit T5HO



| Product Number | Model Number | Ordering Code | Watts (W) | Base | CRI | Color Temp (K) | Life ² (Hrs) | Lumens (lm) | Material | UL Type | DLC ID (Type A) ⁴ | Case Qty | Pallet Qty |
|--------------------------------------|--------------|-----------------------------|-----------|------|-----|----------------|-------------------------|-------------|----------|---------|------------------------------|----------|------------|
| MasterClass InstantFit T5 4FT | | | | | | | | | | | | | |
| 467126 | 9290012837 | 24T5 LED/HO/48-3000 IF 10/1 | 24 | G5 | 82 | 3000 | 50,000 | 3300 | Plastic | A | PD9ZB669 | 10 | 2000 |
| 467134 | 9290012838 | 24T5 LED/HO/48-3500 IF 10/1 | 24 | G5 | 82 | 3500 | 50,000 | 3300 | Plastic | A | PR7H998W | 10 | 2000 |
| 467142 | 9290012839 | 24T5 LED/HO/48-4000 IF 10/1 | 24 | G5 | 82 | 4000 | 50,000 | 3500 | Plastic | A | PUFNVUMP | 10 | 2000 |
| 467159 | 9290012840 | 24T5 LED/HO/48-5000 IF 10/1 | 24 | G5 | 82 | 5000 | 50,000 | 3500 | Plastic | A | PJHYX3QV | 10 | 2000 |

*Lamp may also be DLC certified as a Type C system. Search DLC QPL for more information



CorePro InstantFit T5



Ordering, electrical and technical data (Subject to change without notice)



G5

| Product Number | Model Number | Ordering Code | Watts (W) | Base | CRI | Color Temp (K) | Life ² (Hrs) | Lumens (lm) | Material | UL Type | DLC ID (Type A) ⁴ | Case Qty | Pallet Qty |
|----------------------------------|--------------|-------------------------------|-----------|------|-----|----------------|-------------------------|-------------|----------|---------|------------------------------|----------|------------|
| CorePro InstantFit T5 2FT | | | | | | | | | | | | | |
| 476416 | 9290018231 | 8T5HE/24-830/IF10/G/DIM 10/1 | 8 | G5 | 82 | 3000 | 50,000 | 1000 | Glass | A | No Category | 10 | 1560 |
| 476424 | 9290018232 | 8T5HE/24-835/IF10/G/DIM 10/1 | 8 | G5 | 82 | 3500 | 50,000 | 1000 | Glass | A | No Category | 10 | 1560 |
| 476432 | 9290018233 | 8T5HE/24-840/IF10/G/DIM 10/1 | 8 | G5 | 82 | 4000 | 50,000 | 1050 | Glass | A | No Category | 10 | 1560 |
| 476440 | 9290018234 | 8T5HE/24-850/IF10/G/DIM 10/1 | 8 | G5 | 82 | 5000 | 50,000 | 1050 | Glass | A | No Category | 10 | 1560 |
| CorePro InstantFit T5 3FT | | | | | | | | | | | | | |
| 476457 | 9290018235 | 11T5HE/36-830/IF14/G/DIM 10/1 | 11 | G5 | 82 | 3000 | 50,000 | 1400 | Glass | A | No Category | 10 | 910 |
| 476465 | 9290018236 | 11T5HE/36-835/IF14/G/DIM 10/1 | 11 | G5 | 82 | 3500 | 50,000 | 1400 | Glass | A | No Category | 10 | 910 |
| 476473 | 9290018237 | 11T5HE/36-840/IF15/G/DIM 10/1 | 11 | G5 | 82 | 4000 | 50,000 | 1500 | Glass | A | No Category | 10 | 910 |
| 476481 | 9290018238 | 11T5HE/36-850/IF15/G/DIM 10/1 | 11 | G5 | 82 | 5000 | 50,000 | 1500 | Glass | A | No Category | 10 | 910 |
| CorePro InstantFit T5 4FT | | | | | | | | | | | | | |
| 476499 | 9290018239 | 14T5HE/48-830/IF20/G/DIM 10/1 | 14 | G5 | 82 | 3000 | 50,000 | 2000 | Glass | A | PIOH91X1 | 10 | 780 |
| 476507 | 9290018240 | 14T5HE/48-835/IF20/G/DIM 10/1 | 14 | G5 | 82 | 3500 | 50,000 | 2000 | Glass | A | PX50DKZF | 10 | 780 |
| 476515 | 9290018241 | 14T5HE/48-840/IF21/G/DIM 10/1 | 14 | G5 | 82 | 4000 | 50,000 | 2100 | Glass | A | P2RN9SKT | 10 | 780 |
| 476523 | 9290018242 | 14T5HE/48-850/IF21/G/DIM 10/1 | 14 | G5 | 82 | 5000 | 50,000 | 2100 | Glass | A | PLAEVGFO | 10 | 780 |

CorePro MainsFit T5HO

Ordering, electrical and technical data (Subject to change without notice)



G5

| Product Number | Model Number | Ordering Code | Volts | Watts (W) | Base | CRI | Color Temp (K) | Life (Hrs) | Lumens (lm) | Material | UL Type | DLC ID (Type B) | Case Qty | Pallet Qty |
|-----------------------------------|--------------|-------------------------------|---------|-----------|------|-----|----------------|------------|-------------|----------|---------|-----------------|----------|------------|
| CorePro MainsFit T5 HO 4FT | | | | | | | | | | | | | | |
| 542050 | 9290019925 | 25T5HO/COR/46-835/MF33/G 25/1 | 120-277 | 25 | G5 | 82 | 3500 | 50,000 | 3300 | Glass | B | P9GYNK8G | 25 | 1200 |
| 542068 | 9290019926 | 25T5HO/COR/46-840/MF35/G 25/1 | 120-277 | 25 | G5 | 82 | 4000 | 50,000 | 3500 | Glass | B | PBQ7UFSX | 25 | 1200 |
| 542076 | 9290019927 | 25T5HO/COR/46-850/MF35/G 25/1 | 120-277 | 25 | G5 | 82 | 5000 | 50,000 | 3500 | Glass | B | PHK6IM4L | 25 | 1200 |

⁴Lamp may also be DLC certified as a Type C system. Search DLC QPL for more information

CorePro PLED

Downlighting in general areas represents a major lighting cost for many buildings. CorePro pinned-based lamps are retrofit LED lamps that deliver incredible energy savings over a 50,000 hour lifetime and requires less maintenance and servicing. You can easily upgrade your existing fixtures and lower your downlighting costs with energy efficient LED lamps.

- Made of shatter-resistant plastic instead of glass
- Instant on
- Simple lamp-for-lamp replacement
- Energy savings of up to 60%⁶
- No mercury allowing for non-hazardous waste disposal
- Long LED lifetime: 50,000-hour rated life²
- Minimal color shift and stable flux output throughout lifetime
- No harmful UV radiation



CorePro 2-pin PL-C and PL-S

Ordering, electrical and technical data (Subject to change without notice)



| Product Number | Model Number | Ordering Code | Watts (W) | Base | CRI | Color Temp (K) | Life ² (Hrs) | Lumens (lm) | Material | UL Type | DLC ID | Case Qty | Pallet Qty |
|---------------------------|--------------|---------------------------------|-----------|------|-----|----------------|-------------------------|-------------|----------|---------|-------------|----------|------------|
| CorePro 2-pin PL-C | | | | | | | | | | | | | |
| 532309 | 9290018845 | 5PL-C/LED/13H/827/IF5/P/2P 20/1 | 5 | G24d | 82 | 2700 | 50,000 | 550 | Plastic | A | No Category | 20 | 4760 |
| 532317 | 9290018846 | 5PL-C/LED/13H/830/IF5/P/2P 20/1 | 5 | G24d | 82 | 3000 | 50,000 | 550 | Plastic | A | No Category | 20 | 4760 |
| 532333 | 9290018847 | 5PL-C/LED/13H/835/IF5/P/2P 20/1 | 5 | G24d | 82 | 3500 | 50,000 | 580 | Plastic | A | No Category | 20 | 4760 |
| 532341 | 9290018848 | 5PL-C/LED/13H/840/IF5/P/2P 20/1 | 5 | G24d | 82 | 4000 | 50,000 | 580 | Plastic | A | No Category | 20 | 4760 |
| 532358 | 9290018849 | 5PL-C/LED/13V/827/IF5/P/2P 20/1 | 5 | G24d | 82 | 2700 | 50,000 | 550 | Plastic | A | No Category | 20 | 3600 |
| 532366 | 9290018850 | 5PL-C/LED/13V/830/IF5/P/2P 20/1 | 5 | G24d | 82 | 3000 | 50,000 | 550 | Plastic | A | No Category | 20 | 3600 |
| 532374 | 9290018851 | 5PL-C/LED/13V/835/IF5/P/2P 20/1 | 5 | G24d | 82 | 3500 | 50,000 | 580 | Plastic | A | No Category | 20 | 3600 |
| 532382 | 9290018852 | 5PL-C/LED/13V/840/IF5/P/2P 20/1 | 5 | G24d | 82 | 4000 | 50,000 | 580 | Plastic | A | No Category | 20 | 3600 |
| CorePro 2-pin PL-S | | | | | | | | | | | | | |
| 529511 | 9290018628 | 5PL-S/LED/13H/827/IF5/P/2P 20/1 | 5 | GX23 | 82 | 2700 | 50,000 | 580 | Plastic | A | No Category | 20 | 7920 |
| 529560 | 9290018629 | 5PL-S/LED/13H/830/IF5/P/2P 20/1 | 5 | GX23 | 82 | 3000 | 50,000 | 580 | Plastic | A | No Category | 20 | 7920 |
| 529578 | 9290018630 | 5PL-S/LED/13H/835/IF5/P/2P 20/1 | 5 | GX23 | 82 | 3500 | 50,000 | 580 | Plastic | A | No Category | 20 | 7920 |
| 529586 | 9290018631 | 5PL-S/LED/13H/840/IF5/P/2P 20/1 | 5 | GX23 | 82 | 4000 | 50,000 | 580 | Plastic | A | No Category | 20 | 7920 |

CorePro 4-pin PL-C and PL-C/T



Ordering, electrical and technical data (Subject to change without notice)



| Product Number | Model Number | Ordering Code | Watts (W) | Base | CRI | Color Temp (K) | Life ² (Hrs) | Lumens (lm) | Material | UL Type | DLC ID | Case Qty | Pallet Qty |
|-----------------------------|--------------|--|-----------|----------|-----|----------------|-------------------------|-------------|----------|---------|-------------|----------|------------|
| CorePro 4-pin PL-C | | | | | | | | | | | | | |
| 532390 | 9290018853 | 5.5PL-C/LED/13H/827/IF5.5/P/4P 20/1 | 5.5 | G24q | 82 | 2700 | 50,000 | 550 | Plastic | A | No Category | 20 | 4760 |
| 532408 | 9290018854 | 5.5PL-C/LED/13H/830/IF5.5/P/4P 20/1 | 5.5 | G24q | 82 | 3000 | 50,000 | 550 | Plastic | A | No Category | 20 | 4760 |
| 532416 | 9290018855 | 5.5PL-C/LED/13H/835/IF5.5/P/4P 20/1 | 5.5 | G24q | 82 | 3500 | 50,000 | 580 | Plastic | A | No Category | 20 | 4760 |
| 532424 | 9290018856 | 5.5PL-C/LED/13H/840/IF5.5/P/4P 20/1 | 5.5 | G24q | 82 | 4000 | 50,000 | 580 | Plastic | A | No Category | 20 | 4760 |
| 532432 | 9290018857 | 5.5PL-C/LED/13V/827/IF5.5/P/4P 20/1 | 5.5 | G24q | 82 | 2700 | 50,000 | 550 | Plastic | A | No Category | 20 | 3600 |
| 532440 | 9290018858 | 5.5PL-C/LED/13V/830/IF5.5/P/4P 20/1 | 5.5 | G24q | 82 | 3000 | 50,000 | 550 | Plastic | A | No Category | 20 | 3600 |
| 532457 | 9290018859 | 5.5PL-C/LED/13V/835/IF5.5/P/4P 20/1 | 5.5 | G24q | 82 | 3500 | 50,000 | 580 | Plastic | A | No Category | 20 | 3600 |
| 532465 | 9290018860 | 5.5PL-C/LED/13V/840/IF5.5/P/4P 20/1 | 5.5 | G24q | 82 | 4000 | 50,000 | 580 | Plastic | A | No Category | 20 | 3600 |
| CorePro 4-pin PL-C/T | | | | | | | | | | | | | |
| 458364 | 9290013880 | 8.5PL-C/T LED/26H-2700 IF 4P 10/1 | 8.5 | G24q | 82 | 2700 | 50,000 | 900 | Plastic | A | P227UKPG | 10 | 4140 |
| 458372 | 9290013881 | 8.5PL-C/T LED/26H-3000 IF 4P 10/1 | 8.5 | G24q | 82 | 3000 | 50,000 | 900 | Plastic | A | PYHS75V7 | 10 | 4140 |
| 458380 | 9290013882 | 8.5PL-C/T LED/26H-3500 IF 4P 10/1 | 8.5 | G24q | 82 | 3500 | 50,000 | 900 | Plastic | A | P1956NU5 | 10 | 4140 |
| 458398 | 9290013883 | 8.5PL-C/T LED/26H-4000 IF 4P 10/1 | 8.5 | G24q | 82 | 4000 | 50,000 | 950 | Plastic | A | PUK7J4AA | 10 | 4140 |
| 458406 | 9290011811 | 10.5PL-C/T LED/26V-2700 IF 4P 10/1 | 10.5 | G24q | 82 | 2700 | 50,000 | 1200 | Plastic | A | PW2GPMX6 | 10 | 2960 |
| 458414 | 9290011812 | 10.5PL-C/T LED/26V-3000 IF 4P 10/1 | 10.5 | G24q | 82 | 3000 | 50,000 | 1200 | Plastic | A | PGPTBMF9 | 10 | 2960 |
| 458422 | 9290011813 | 10.5PL-C/T LED/26V-3500 IF 4P 10/1 | 10.5 | G24q | 82 | 3500 | 50,000 | 1200 | Plastic | A | PZ1KKRNR | 10 | 2960 |
| 458430 | 9290011814 | 10.5PL-C/T LED/26V-4000 IF 4P 10/1 | 10.5 | G24q | 82 | 4000 | 50,000 | 1300 | Plastic | A | PV2HQGZW | 10 | 2960 |
| 476069 | 9290018197 | 12PLC/T LED/32H/827/IF/4P/DIM 1PK 10/1 | 12 | G24/Gx24 | 82 | 2700 | 50,000 | 1300 | Plastic | A | PIADVYIP | 10 | 4140 |
| 476077 | 9290018198 | 12PLC/T LED/32H/830/IF/4P/DIM 1PK 10/1 | 12 | G24/Gx24 | 82 | 3000 | 50,000 | 1350 | Plastic | A | PO8NB9Q1 | 10 | 4140 |
| 476085 | 9290018199 | 12PLC/T LED/32H/835/IF/4P/DIM 1PK 10/1 | 12 | G24/Gx24 | 82 | 3500 | 50,000 | 1400 | Plastic | A | PZHF15J0 | 10 | 4140 |
| 476093 | 9290018200 | 12PLC/T LED/32H/840/IF/4P/DIM 1PK 10/1 | 12 | G24/Gx24 | 82 | 4000 | 50,000 | 1450 | Plastic | A | PT5IC4ON | 10 | 4140 |
| 476101 | 9290018201 | 12PLC/T LED/32V/827/IF/4P/DIM 1PK 10/1 | 12 | G24/Gx24 | 82 | 2700 | 50,000 | 1350 | Plastic | A | PUS3MZTV | 10 | 4140 |
| 476119 | 9290018202 | 12PLC/T LED/32V/830/IF/4P/DIM 1PK 10/1 | 12 | G24/Gx24 | 82 | 3000 | 50,000 | 1400 | Plastic | A | PEIZQ8AS | 10 | 4140 |
| 476127 | 9290018203 | 12PLC/T LED/32V/835/IF/4P/DIM 1PK 10/1 | 12 | G24/Gx24 | 82 | 3500 | 50,000 | 1450 | Plastic | A | PJG8ADHK | 10 | 4140 |
| 476135 | 9290018204 | 12PLC/T LED/32V/840/IF/4P/DIM 1PK 10/1 | 12 | G24/Gx24 | 82 | 4000 | 50,000 | 1500 | Plastic | A | PFKH6AQA | 10 | 4140 |

MasterClass PLED

The new generation of energy-saving LED PL-L tube lighting.

Philips CorePro LED PL-L is the ideal solution for downlights and luminaires in a wide range of general lighting applications. It integrates an LED light source into a traditional fluorescent form factor to offer superb energy savings over a lifetime that's twice as long as fluorescent alternatives.

- Reduced operational cost thanks to lower energy consumption than conventional PL-L lamps
- Lower maintenance cost thanks to 2–3 times longer lifetime than conventional lamps

MasterClass PL-L



Ordering, electrical and technical data (Subject to change without notice)



2G11

| Product Number | Model Number | Ordering Code | Watts (W) | Base | CRI | Color Temp (K) | Life ² (Hrs) | Lumens (lm) | Material | UL Type | DLC ID | Case Qty | Pallet Qty |
|-------------------------------|--------------|------------------------------------|-----------|------|-----|----------------|-------------------------|-------------|----------|---------|----------|----------|------------|
| MasterClass 4-pin PL-L | | | | | | | | | | | | | |
| 532895 | 9290018935 | 16.5PL-L/PER/22/830/IF22/P 4P 10/1 | 16.5 | 2G11 | 82 | 3000 | 50,000 | 2200 | Plastic | A | P31FZ6G6 | 10 | 1200 |
| 532903 | 9290018936 | 16.5PL-L/PER/22/835/IF22/P 4P 10/1 | 16.5 | 2G11 | 82 | 3500 | 50,000 | 2200 | Plastic | A | PAVW5BH3 | 10 | 1200 |
| 532911 | 9290018937 | 16.5PL-L/PER/22/840/IF23/P 4P 10/1 | 16.5 | 2G11 | 82 | 4000 | 50,000 | 2300 | Plastic | A | PIWSEV1M | 10 | 1200 |

CorePro UniversalFit T8

Philips UniversalFit TLEDs operate on both magnetic and electronic ballasts. Our unique and innovative design has been engineered to deliver the same energy savings, lifetime and performance as our popular InstantFit TLEDs while operating per the latest UL 1993 standard on either a magnetic or Instant-start (electronic) ballast. Innovation designed to make your life easier.

- UL Type A – works on both magnetic and electronic ballasts.
- Simple plug-and-play installation – No need to change a ballast
- Energy savings of up to 60%⁶
- No mercury allowing for non-hazardous waste disposal
- Long LED lifetime: 36,000-hour rated life²
- Minimal color shift and stable flux output throughout lifetime
- No harmful UV radiation



G13

Ordering, electrical and technical data (Subject to change without notice)

| Product Number | Model Number | Ordering Code | Watts (W) | Base | CRI | Color Temp (K) | Life ² (Hrs) | Lumens (lm) | Material | UL Type | DLC ID | Case Qty | Pallet Qty |
|--|--------------|-----------------------------|-----------|------|-----|----------------|-------------------------|-------------|----------|---------|---------|----------|------------|
| CorePro UniversalFit T8 4FT (EM + HF Ballast Compatible) | | | | | | | | | | | | | |
| 539972 | 9290019659 | 16T8/LED/48-840/UF18/G 10/1 | 16 | G13 | 82 | 4000 | 36,000 | 1800 | Glass | A | Not DLC | 10 | 650 |
| 539980 | 9290019660 | 16T8/LED/48-850/UF18/G 10/1 | 16 | G13 | 82 | 5000 | 36,000 | 1800 | Glass | A | Not DLC | 10 | 650 |

EasySmart LED linear

Philips InstantFit LED T8 with EasySmart technology is the first wireless, network-capable linear lamp available in the market. With EasySmart LEDs and their app-based tool, you can integrate with a wide variety of control devices to zone up to 50 TLEDs per switch, easily configuring to your personalized settings with dimming, occupancy sensing and/or daylight harvesting. EasySmart requires Leviton's Lumina RF switches and sensors to operate. Please visit www.leviton.com/en/products/brands/lumina-rf-room-controller for more details.

MasterClass T8

Ordering, electrical and technical data (Subject to change without notice)



G13

| Product Number | Model Number | Ordering Code | Watts (W) | Base | CRI | Color Temp (K) | Life ² (Hrs) | Lumens (lm) | Material | UL Type | DLC ID | Case Qty | Pallet Qty |
|--------------------------------------|----------------|--------------------------------------|-----------|------|-----|----------------|-------------------------|-------------|----------|---------|----------|----------|------------|
| EasySmart InstantFit T8 2FT | | | | | | | | | | | | | |
| 474056 | 9290013984 | 8T8 LED/24-3000 IF EASYSMART 1PK | 8 | G13 | 82 | 3000 | 50,000 | 1150 | Plastic | A | Not DLC | 10 | 2380 |
| 474064 | 9290013985 | 8T8 LED/24-3500 IF EASYSMART 1PK | 8 | G13 | 82 | 3500 | 50,000 | 1150 | Plastic | A | P36V6Q9K | 10 | 2380 |
| 474072 | 9290013986 | 8T8 LED/24-4000 IF EASYSMART 1PK | 8 | G13 | 82 | 4000 | 50,000 | 1200 | Plastic | A | P52E8XZM | 10 | 2380 |
| 474080 | 9290013987 | 8T8 LED/24-5000 IF EASYSMART 1PK | 8 | G13 | 82 | 5000 | 50,000 | 1200 | Plastic | A | P3WHK82D | 10 | 2380 |
| EasySmart InstantFit T8 4FT | | | | | | | | | | | | | |
| 466458 | 9290012811 | 14T8/48-3000 IF 10/1 EASYSMART | 14 | G13 | 82 | 3000 | 50,000 | 2000 | Plastic | A | PD16FKSN | 10 | 1120 |
| 466466 | 92900128[1232] | 14T8/48-3500 IF 10/1 EASYSMART | 14 | G13 | 82 | 3500 | 50,000 | 2000 | Plastic | A | P4T5JGUP | 10 | 1120 |
| 466474 | 9290012813 | 14T8/48-4000 IF 10/1 EASYSMART | 14 | G13 | 82 | 4000 | 50,000 | 2100 | Plastic | A | PGK4JU7F | 10 | 1120 |
| 466482 | 9290012814 | 14T8/48-5000 IF 10/1 EASYSMART | 14 | G13 | 82 | 5000 | 50,000 | 2100 | Plastic | A | P16H1DZG | 10 | 1120 |
| EasySmart InstantFit T8 UBEND | | | | | | | | | | | | | |
| 474015 | 9290013980 | 15T8 LED/24-3000 IF 6U EASYSMART 1PK | 15 | G13 | 82 | 3000 | 50,000 | 2000 | Plastic | A | PXVYFKJS | 10 | 400 |
| 474023 | 9290013981 | 15T8 LED/24-3500 IF 6U EASYSMART 1PK | 15 | G13 | 82 | 3500 | 50,000 | 2000 | Plastic | A | P20SCHT6 | 10 | 400 |
| 474031 | 9290013982 | 15T8 LED/24-4000 IF 6U EASYSMART 1PK | 15 | G13 | 82 | 4000 | 50,000 | 2100 | Plastic | A | PUUHHK3D | 10 | 400 |
| 474049 | 9290013983 | 15T8 LED/24-5000 IF 6U EASYSMART 1PK | 15 | G13 | 82 | 5000 | 50,000 | 2100 | Plastic | A | PX12GNDC | 10 | 400 |

MasterConnect LED linear

Philips MasterConnect InstantFit T8 lamps bring truly wireless technology to LED lamps. These lamps work with Signify's Interact Pro system (www.interact-lighting.com) and together with a gateway and optional switches and sensors seamlessly bring lighting into the Internet-of-Things (IoT) age. The MasterConnect InstantFit T8 lamps are one of a plethora of light sources that can connect to the Interact Pro system, making it most versatile, wireless system in the world.

MasterConnect InstantFit T8

Ordering, electrical and technical data (Subject to change without notice)

interact




G13

| Product Number | Model Number | Ordering Code | Watts (W) | Base | CRI | Color Temp (K) | Life ² (Hrs) | Lumens (lm) | Material | UL Type | DLC ID | Case Qty | Pallet Qty |
|--|--------------|------------------------------------|-----------|------|-----|----------------|-------------------------|-------------|----------|---------|----------|----------|------------|
| MasterConnect InstantFit T8 2FT | | | | | | | | | | | | | |
| 537217 | 9290013980 | 15T8/24-830/IF20-6U/MAScon IA 10/1 | 15 | G13 | 82 | 3000 | 50,000 | 2000 | Plastic | A | PXVYFKJS | 10 | 400 |
| 537225 | 9290013981 | 15T8/24-835/IF20-6U/MAScon IA 10/1 | 15 | G13 | 82 | 3500 | 50,000 | 2000 | Plastic | A | P20SCHT6 | 10 | 400 |
| 537233 | 9290013982 | 15T8/24-840/IF21-6U/MAScon IA 10/1 | 15 | G13 | 82 | 4000 | 50,000 | 2100 | Plastic | A | PUUHHK3D | 10 | 400 |
| 537241 | 9290013983 | 15T8/24-850/IF21-6U/MAScon IA 10/1 | 15 | G13 | 82 | 5000 | 50,000 | 2100 | Plastic | A | PX12GNDC | 10 | 400 |
| MasterConnect InstantFit T8 4FT | | | | | | | | | | | | | |
| 537175 | 9290012811 | 14T8/48-830/IF20/MAScon IA 10/1 | 14 | G13 | 82 | 3000 | 50,000 | 2000 | Plastic | A | P2A4MPHB | 10 | 1120 |
| 537183 | 9290012812 | 14T8/48-835/IF20/MAScon IA 10/1 | 14 | G13 | 82 | 3500 | 50,000 | 2000 | Plastic | A | PK1M1F71 | 10 | 1120 |
| 537191 | 9290012813 | 14T8/48-840/IF21/MAScon IA 10/1 | 14 | G13 | 82 | 4000 | 50,000 | 2100 | Plastic | A | PHZWCRZQ | 10 | 1120 |
| 537209 | 9290012814 | 14T8/48-850/IF21/MAScon IA 10/1 | 14 | G13 | 82 | 5000 | 50,000 | 2100 | Plastic | A | PNSZ3HS6 | 10 | 1120 |
| MasterConnect InstantFit T8 UBEND | | | | | | | | | | | | | |
| 537217 | 9290013980 | 15T8/24-830/IF20-6U/MAScon IA 10/1 | 15 | G13 | 82 | 3000 | 50,000 | 2000 | Plastic | A | PXVYFKJS | 10 | 400 |
| 537225 | 9290013981 | 15T8/24-835/IF20-6U/MAScon IA 10/1 | 15 | G13 | 82 | 3500 | 50,000 | 2000 | Plastic | A | P20SCHT6 | 10 | 400 |
| 537233 | 9290013982 | 15T8/24-840/IF21-6U/MAScon IA 10/1 | 15 | G13 | 82 | 4000 | 50,000 | 2100 | Plastic | A | PUUHHK3D | 10 | 400 |
| 537241 | 9290013983 | 15T8/24-850/IF21-6U/MAScon IA 10/1 | 15 | G13 | 82 | 5000 | 50,000 | 2100 | Plastic | A | PX12GNDC | 10 | 400 |

Smart accessories

All smart accessories work with the Interact Pro system. For more details please visit www.interact-lighting.com.



Smart accessories

Ordering, electrical and technical data (Subject to change without notice)

| Product Number | Model Number | Ordering Code | Watts (W) | Base | CRI | Color Temp (K) | Life ² (Hrs) | Lumens (lm) | Material | UL Type | DLC ID | Case Qty | Pallet Qty | Legend |
|--------------------------|--------------|---|-----------|------|-----|----------------|-------------------------|-------------|----------|---------|--------|----------|------------|--------|
| Smart Accessories | | | | | | | | | | | | | | |
| 455436 | 9137003644 | UID8451/10 - On/Off/Dim Switch 2 button | 0 | N/A | N/A | N/A | N/A | N/A | Plastic | N/A | N/A | 10 | TBC | A |
| 473504 | 9290013906 | EASYSMART IR PROGRAMMING TOOL 10/1 | 0 | N/A | N/A | N/A | N/A | N/A | Plastic | N/A | N/A | 10 | 8000 | B |
| 476184 | 9290018190 | Wireless Occupancy Sensor IA 10/1 | 0 | N/A | N/A | N/A | N/A | N/A | Plastic | N/A | N/A | 10 | 2600 | C |
| 476192 | 9290018191 | Wireless Multi Sensor IA 10/1 | 0 | N/A | N/A | N/A | N/A | N/A | Plastic | N/A | N/A | 10 | 2600 | D |
| 476333 | 9137010377 | LCN1840/05 - Gateway NA | 0 | N/A | N/A | N/A | N/A | N/A | Plastic | N/A | N/A | 10 | TBC | E |

LED spots

MasterClass LED spots

Create beautiful experiences with light.

Color match your mood

Now you can match the true color spectrum of halogens to make spaces bright, vivid and refreshing. Perfect color saturation (CRI97) and an enhanced red spectrum make for a warmer, richer light and vivid reds, creating a truly comfortable ambience.

Dim to the exact light level

You get deep dimming (to below 5%) for the exact light level you need and improved dimmer compatibility. Smooth and Constant light for exceptionally comfortable viewing.

Hassle-free replacement

These are hassle-free, 1-for-1 retrofits that make re-lamping and renovation easy. Lifetime is 40,000 hours² with low lumen depreciation, which makes the ExpertColor range an excellent choice for professional “long-life” applications.

Product features:

- Single optic lamps deliver greater visual comfort and increase merchandise “pop”
- Emit virtually no UV/IR light in the beam
- Uniform beam distribution
- 90+ CRI
- 40,000 hours²
- Contains no mercury

MasterClass ExpertColor

Create a perfect ambience for any environment.

Philips ExpertColor LED lamps with single optic technology combines a contemporary look and color quality of traditional halogens while using a fraction of the energy.

Product features:

- 40,000 hours
- Easy to replace/retro-fit – “Perfect fit” in most current halogen fixtures
- Optimized look and feel of product
- 5-year limited component warranty depending upon operating hours³



MasterClass ExpertColor PAR

Ordering, electrical and technical data (Subject to change without notice)



E26

| Product Number | Model Number | Ordering Code | Volts | Watts (W) | Base | CRI | Life ² (Hrs) | MBCP | Beam Angle | Case Qty | Pallet Qty | Lumens (lm) | Life (Yrs..) | Energy Cost | Color Temp (K) |
|---------------------------------------|--------------|--|-------|-----------|------|-----|-------------------------|--------|------------|----------|------------|-------------|--------------|-------------|----------------|
| MasterClass ExpertColor PAR20 | | | | | | | | | | | | | | | |
| 535260 | 9290019218 | 8.5PAR20/PER/927/F25/DIM/EC/120V 6/1FB | 120 | 8.5 | E26 | 95 | 25,000 | 2450 | 40 | 6 | 2244 | 600 | 22.8 | \$1.02 | 2700 |
| 535328 | 9290019224 | 8.5PAR20/PER/927/F25/DIM/EC/120V B 6/1FB | 120 | 8.5 | E26 | 95 | 25,000 | 2450 | 25 | 6 | 2244 | 600 | 22.8 | \$1.02 | 2700 |
| 535294 | 9290019221 | 8.5PAR20/PER/927/F40/DIM/EC/120V 6/1FB | 120 | 8.5 | E26 | 95 | 25,000 | 1050 | 40 | 6 | 2244 | 600 | 22.8 | \$1.02 | 2700 |
| 535286 | 9290019220 | 8.5PAR20/PER/940/F25/DIM/EC/120V 6/1FB | 120 | 8.5 | E26 | 95 | 25,000 | 2650 | 25 | 6 | 2244 | 640 | 22.8 | \$1.02 | 4000 |
| 535310 | 9290019223 | 8.5PAR20/PER/940/F40/DIM/EC/120V 6/1FB | 120 | 8.5 | E26 | 95 | 25,000 | 1150 | 25 | 6 | 2244 | 640 | 22.8 | \$1.02 | 4000 |
| 535278 | 9290019219 | 8.5PAR20/PER/930/F25/DIM/EC/120V 6/1FB | 120 | 8.5 | E26 | 95 | 25,000 | 2550 | 40 | 6 | 2244 | 610 | 22.8 | \$1.02 | 3000 |
| 535336 | 9290019225 | 8.5PAR20/PER/930/F25/DIM/EC/120V B 6/1FB | 120 | 8.5 | E26 | 95 | 25,000 | 2550 | 25 | 6 | 2244 | 610 | 22.8 | \$1.02 | 3000 |
| 535300 | 9290019222 | 8.5PAR20/PER/930/F40/DIM/EC/120V 6/1FB | 120 | 8.5 | E26 | 95 | 25,000 | 1100 | 40 | 6 | 2244 | 610 | 22.8 | \$1.02 | 3000 |
| MasterClass ExpertColor PAR30L | | | | | | | | | | | | | | | |
| 47095-4 | 9290013409 | 12PAR30L/EC/F25/927/DIM/120V 6/1 | 120 | 12 | E26 | 95 | 40,000 | 4200 | 25 | 6 | 768 | 800 | 36.5 | \$1.45 | 2700 |
| 47096-2 | 9290013410 | 12PAR30L/EC/F40/927/DIM/120V 6/1 | 120 | 12 | E26 | 95 | 40,000 | 1800 | 40 | 6 | 768 | 800 | 36.5 | \$1.45 | 2700 |
| 47103-7 | 9290012856 | 12PAR30L/EC RETAIL/S10/930/DIM 6/1 | 120 | 12 | E26 | 95 | 40,000 | 10,000 | 10 | 6 | 768 | 880 | 36.5 | \$1.45 | 3000 |
| 47104-5 | 9290012857 | 12PAR30L/EC RETAIL/F25/930/DIM 6/1 | 120 | 12 | E26 | 95 | 40,000 | 4500 | 25 | 6 | 768 | 880 | 36.5 | \$1.45 | 3000 |
| 47105-2 | 9290012858 | 12PAR30L/EC RETAIL/F40/930/DIM 6/1 | 120 | 12 | E26 | 95 | 40,000 | 2000 | 40 | 6 | 768 | 880 | 36.5 | \$1.45 | 3000 |
| 47097-0 | 9290013411 | 12PAR30L/EC/F25/940/DIM/120V 6/1 | 120 | 12 | E26 | 95 | 40,000 | 4800 | 25 | 6 | 768 | 900 | 36.5 | \$1.45 | 4000 |
| 47098-8 | 9290013412 | 12PAR30L/EC/F40/940/DIM/120V 6/1 | 120 | 12 | E26 | 95 | 40,000 | 2100 | 40 | 6 | 768 | 900 | 36.5 | \$1.45 | 4000 |
| MasterClass ExpertColor PAR30S | | | | | | | | | | | | | | | |
| 47089-8 | 9290013402 | 12PAR30S/EC/S10/927/DIM/120V 6/1 | 120 | 12 | E26 | 95 | 40,000 | 9500 | 10 | 6 | 960 | 800 | 36.5 | \$1.45 | 2700 |
| 47090-6 | 9290013403 | 12PAR30S/EC/F25/927/DIM/120V 6/1 | 120 | 12 | E26 | 95 | 40,000 | 4200 | 25 | 6 | 960 | 800 | 36.5 | \$1.45 | 2700 |
| 47092-2 | 9290013406 | 12PAR30S/EC/F25/927/DIM/120V B 6/1 | 120 | 12 | E26 | 95 | 40,000 | 4200 | 25 | 6 | 960 | 800 | 36.5 | \$1.45 | 2700 |
| 47091-4 | 9290013404 | 12PAR30S/EC/F40/927/DIM/120V 6/1 | 120 | 12 | E26 | 95 | 40,000 | 1800 | 40 | 6 | 960 | 800 | 36.5 | \$1.45 | 2700 |
| 47106-0 | 9290012859 | 12PAR30S/EC RETAIL/S10/930/DIM 6/1 | 120 | 12 | E26 | 95 | 40,000 | 10,000 | 10 | 6 | 960 | 880 | 36.5 | \$1.45 | 3000 |
| 47107-8 | 9290012860 | 12PAR30S/EC RETAIL/F25/930/DIM 6/1 | 120 | 12 | E26 | 95 | 40,000 | 4500 | 25 | 6 | 960 | 880 | 36.5 | \$1.45 | 3000 |
| 47109-4 | 9290012862 | 12PAR30S/EC RETAIL/F25/930/DIM 6/1 | 120 | 12 | E26 | 95 | 40,000 | 4500 | 25 | 6 | 960 | 880 | 36.5 | \$1.45 | 3000 |
| 47108-6 | 9290012861 | 12PAR30S/EC RETAIL/F40/930/DIM 6/1 | 120 | 12 | E26 | 95 | 40,000 | 2000 | 40 | 6 | 960 | 880 | 36.5 | \$1.45 | 3000 |
| 47178-9 | 9290013697 | 12PAR30S/EXPERTCOLOR/S10/940/DIM/120V | 120 | 12 | E26 | 90 | 40,000 | 10,500 | 10 | 6 | 960 | 900 | 36.5 | \$1.45 | 4000 |
| 47093-0 | 9290013407 | 12PAR30S/EC/F25/940/DIM/120V 6/1 | 120 | 12 | E26 | 95 | 40,000 | 4800 | 25 | 6 | 960 | 900 | 36.5 | \$1.45 | 4000 |
| 47094-8 | 9290013408 | 12PAR30S/EC/F40/940/DIM/120V 6/1 | 120 | 12 | E26 | 95 | 40,000 | 2100 | 40 | 6 | 960 | 900 | 36.5 | \$1.45 | 4000 |
| MasterClass ExpertColor PAR38 | | | | | | | | | | | | | | | |
| 47082-3 | 9290013394 | 17PAR38/EC/S8/927/DIM/120V 10/1 | 120 | 17 | E26 | 95 | 40,000 | 21,000 | 8 | 6 | 420 | 1100 | 36.5 | \$2.05 | 2700 |
| 47083-1 | 9290013395 | 17PAR38/EC/F25/927/DIM/120V 6/1 | 120 | 17 | E26 | 95 | 40,000 | 5800 | 25 | 6 | 420 | 1100 | 36.5 | \$2.05 | 2700 |
| 47086-4 | 9290013398 | 17PAR38/EC/F25/927/DIM/120V B 6/1 | 120 | 17 | E26 | 95 | 40,000 | 5800 | 25 | 6 | 420 | 1100 | 36.5 | \$2.05 | 2700 |
| 47084-9 | 9290013396 | 17PAR38/EC/F40/927/DIM/120V 6/1 | 120 | 17 | E26 | 95 | 40,000 | 2600 | 40 | 6 | 420 | 1100 | 36.5 | \$2.05 | 2700 |
| 47099-6 | 9290012852 | 17PAR38/EC RETAIL/S8/930/DIM 6/1 | 120 | 17 | E26 | 95 | 40,000 | 22,000 | 8 | 6 | 420 | 1200 | 36.5 | \$2.05 | 3000 |
| 47100-3 | 9290012853 | 17PAR38/EC RETAIL/F25/930/DIM 6/1 | 120 | 17 | E26 | 95 | 40,000 | 6000 | 25 | 6 | 420 | 1200 | 36.5 | \$2.05 | 3000 |
| 47102-9 | 9290012855 | 17PAR38/EC RETAIL/F25/930/DIM 6/1 | 120 | 17 | E26 | 95 | 40,000 | 6000 | 25 | 6 | 420 | 1200 | 36.5 | \$2.05 | 3000 |
| 47101-1 | 9290012854 | 17PAR38/EC RETAIL/F40/930/DIM 6/1 | 120 | 17 | E26 | 95 | 40,000 | 2700 | 40 | 6 | 420 | 1200 | 36.5 | \$2.05 | 3000 |
| 47179-7 | 9290013698 | 17PAR38/EXPERTCOLOR/S8/940/DIM/120V 6/1 | 120 | 17 | E26 | 90 | 40,000 | 25,000 | 8 | 6 | 420 | 1300 | 36.5 | \$2.05 | 4000 |
| 47087-2 | 9290013400 | 17PAR38/EC/F25/940/DIM/120V 6/1 | 120 | 17 | E26 | 95 | 40,000 | 6500 | 25 | 6 | 420 | 1250 | 36.5 | \$2.05 | 4000 |
| 47088-0 | 9290013401 | 17PAR38/EC/F40/940/DIM/120V 6/1 | 120 | 17 | E26 | 95 | 40,000 | 3000 | 40 | 6 | 420 | 1250 | 36.5 | \$2.05 | 4000 |

Footnotes on page 4.

MasterClass party bulbs

Ordering, electrical and technical data (Subject to change without notice)



E26

| Product Number | Model Number | Ordering Code | Volts | Watts (W) | Base | CRI | Life (Hrs) | MBCP | Beam Angle | Case Qty | Pallet Qty | Lumens (lm) | Color Temp (K) | |
|--------------------------------------|--------------|---------------|-----------------------------------|-----------|------|-----|------------|--------|------------|----------|------------|-------------|----------------|--------|
| MasterClass PAR38 party bulbs | | | | | | | | | | | | | | |
| W E | 46907-2 | 929001306513 | 13.5PAR38/BLUE/FLOOD/ND ULW 1/4 | 120 | 13 | E26 | 90 | 10,000 | n/a | n/a | 6 | 448 | 90 | Blue |
| W E | 46909-8 | 929001306713 | 13.5PAR38/GREEN/FLOOD/ND ULW 1/4 | 120 | 13 | E26 | 90 | 10,000 | n/a | n/a | 6 | 448 | 90 | Green |
| W E | 46908-0 | 929001306613 | 13.5PAR38/YELLOW/FLOOD/ND ULW 1/4 | 120 | 13 | E26 | 90 | 10,000 | n/a | n/a | 6 | 448 | 90 | Yellow |
| W E | 46910-6 | 929001306813 | 13.5PAR38/RED/FLOOD/ND ULW 1/4 | 120 | 13 | E26 | 90 | 10,000 | n/a | n/a | 6 | 448 | 90 | Red |

Title 20 PARs

Ordering, electrical and technical data (Subject to change without notice)



E26

| Product Number | Model Number | Ordering Code | Volts | Watts (W) | Repl. Watts (W) | Base | CRI | Life ¹ (Hrs) | MBCP | Beam Angle | Case Qty | Pallet Qty | Lumens (lm) | Color Temp (K) | |
|---------------------------------------|--------------|---------------|--|-----------|-----------------|------|-----|-------------------------|--------|------------|----------|------------|-------------|----------------|------|
| Title 20 PAR30L dimmable bulbs | | | | | | | | | | | | | | | |
| T20 | 535419 | 9290018539 | 11.3PAR30L/PER/930/F25/DIM/120V 6/1FBT20 | 120 | 11.3 | 75 | E26 | 90 | 25,000 | 4500 | 25 | 6 | 768 | 850 | 3000 |
| T20 | 535427 | 9290018540 | 11.3PAR30L/PER/930/F40/DIM/120V 6/1FBT20 | 120 | 11.3 | 75 | E26 | 90 | 25,000 | 2000 | 40 | 6 | 768 | 850 | 3000 |
| Title 20 PAR30S dimmable bulbs | | | | | | | | | | | | | | | |
| T20 | 535393 | 9290018541 | 11.3PAR30S/PER/930/F25/DIM/120V 6/1FBT20 | 120 | 11.3 | 75 | E26 | 90 | 25,000 | 4500 | 25 | 6 | 960 | 850 | 3000 |
| T20 | 535400 | 9290018542 | 11.3PAR30S/PER/930/F40/DIM/120V 6/1FBT20 | 120 | 11.3 | 75 | E26 | 90 | 25,000 | 2000 | 40 | 6 | 960 | 850 | 3000 |
| Title 20 PAR38 dimmable bulbs | | | | | | | | | | | | | | | |
| T20 | 534859 | 9290018537 | 16.5PAR38/PER/930/F25/DIM/120V 6/1FB T20 | 120 | 16.5 | 120 | E26 | 90 | 25,000 | 6000 | 25 | 6 | 384 | 1250 | 3000 |
| T20 | 534867 | 9290018538 | 16.5PAR38/PER/930/F40/DIM/120V 6/1FB T20 | 120 | 16.5 | 120 | E26 | 90 | 25,000 | 2700 | 40 | 6 | 384 | 1250 | 3000 |
| T20 | 534875 | 9290019091 | 16.5PAR38/PER/927/F25/DIM/120V 6/1FB T20 | 120 | 16.5 | 120 | E26 | 90 | 25,000 | 5800 | 25 | 6 | 384 | 1150 | 2700 |
| T20 | 534883 | 9290019092 | 16.5PAR38/PER/927/F40/DIM/120V 6/1FB T20 | 120 | 16.5 | 120 | E26 | 90 | 25,000 | 2600 | 40 | 6 | 384 | 1150 | 2700 |

^{T20} Title 20 qualified.

MasterClass TrueForce

Brighter, high performance lighting with contemporary aesthetic design.

Philips LED TrueForce PAR high lumen lamps are the perfect transition from CDM lamps to LED.

Product features:

- Unique single-optic lens design for accent lighting, reduces glare to improve shopper experience
- 25,000-hour rated average life for Energy Star® qualified lamps⁷
- Select lamps available in black finish
- 3-year limited warranty depending upon operating hours³
- Type B – Ballast bypass lamps

MasterClass TrueForce PAR

Ordering, electrical and technical data (Subject to change without notice)



| Product Number | Model Number | Ordering Code | Volts | Watts (W) | Base | CRI | Life ⁷ (Hrs) | MBCP | Beam Angle | Case Qty | Pallet Qty | Lumens (lm) | Life (Yrs.) | Energy Cost | Color Temp (K) |
|-------------------------------------|--------------|--|---------|-----------|------|-----|-------------------------|--------|------------|----------|------------|-------------|-------------|-------------|----------------|
| MasterClass TrueForce PAR30L | | | | | | | | | | | | | | | |
| 534644 | 9290019170 | 25.5PAR30L/PER/830/S15/ND/120-277V 6/1FB | 120-277 | 25.5 | E26 | 80 | 25,000 | 16,000 | 15 | 6 | 768 | 2500 | 22.8 | \$3.07 | 3000 |
| 534651 | 9290019171 | 25.5PAR30L/PER/830/F25/ND/120-277V 6/1FB | 120-277 | 25.5 | E26 | 80 | 25,000 | 11,500 | 25 | 6 | 768 | 2500 | 22.8 | \$3.07 | 3000 |
| 534669 | 9290019172 | 25.5PAR30L/PER/930/S15/ND/120-277V 6/1FB | 120-277 | 25.5 | E26 | 90 | 25,000 | 13,500 | 15 | 6 | 768 | 2150 | 22.8 | \$3.07 | 3000 |
| 534677 | 9290019173 | 25.5PAR30L/PER/930/F25/ND/120-277V 6/1FB | 120-277 | 25.5 | E26 | 90 | 25,000 | 10,000 | 25 | 6 | 768 | 2150 | 22.8 | \$3.07 | 3000 |
| MasterClass TrueForce PAR30S | | | | | | | | | | | | | | | |
| 534685 | 9290019174 | 23PAR30s/PER/930/S15/ND/120V 6/1FB | 120 | 23 | E26 | 90 | 25,000 | 12,000 | 15 | 6 | 960 | 1900 | 22.8 | \$2.77 | 3000 |
| 534693 | 9290019175 | 23PAR30s/PER/930/F25/ND/120V 6/1FB | 120 | 23 | E26 | 90 | 25,000 | 9,000 | 25 | 6 | 960 | 1900 | 22.8 | \$2.77 | 3000 |
| MasterClass TrueForce PAR38 | | | | | | | | | | | | | | | |
| 46511-2 | 9290012669 | 32PAR38/LED/830/S15/ND SO-B 120V 6/1 | 120 | 32 | E26 | 80 | 25,000 | 28,000 | 30 | 6 | 420 | 2800 | 22.8 | \$3.85 | 3000 |
| 46512-0 | 9290012670 | 32PAR38/LED/830/F25/ND SO-B 120V 6/1 | 120 | 32 | E26 | 80 | 25,000 | 8500 | 30 | 6 | 420 | 2800 | 22.8 | \$3.85 | 3000 |
| 46051-9 | 9290012023 | 32PAR38/LED/830/S15/ND SO 120V 6/1 | 120 | 32 | E26 | 80 | 25,000 | 25,000 | 15 | 6 | 420 | 2800 | 22.8 | \$3.85 | 3000 |
| 46052-7 | 9290012024 | 32PAR38/LED/830/F25/ND SO 120V 6/1 | 120 | 32 | E26 | 80 | 25,000 | 25,000 | 25 | 6 | 420 | 2800 | 22.8 | \$3.85 | 3000 |
| 534602 | 9290019168 | 33PAR38/PER/830/S15/DIM/120V 6/1FB | 120 | 33 | E26 | 80 | 25,000 | 35,000 | 15 | 6 | 420 | 3000 | 22.8 | \$3.97 | 3000 |
| 534610 | 9290019169 | 33PAR38/PER/830/F25/DIM/120V 6/1FB | 120 | 33 | E26 | 80 | 25,000 | 10,000 | 25 | 6 | 420 | 3000 | 22.8 | \$3.97 | 3000 |
| 534628 | 9290019196 | 33PAR38/PER/830/S15/DIM/120V B 6/1FB | 120 | 33 | E26 | 80 | 25,000 | 35,000 | 15 | 6 | 420 | 3000 | 22.8 | \$3.97 | 3000 |
| 534636 | 9290019197 | 33PAR38/PER/830/F25/DIM/120V B 6/1FB | 120 | 33 | E26 | 80 | 25,000 | 10,000 | 25 | 6 | 420 | 3000 | 22.8 | \$3.97 | 3000 |

Footnotes on page 4.

MasterClass LED MR16

The MR16 spot truly enhances the presentation of silver jewelry, adding sparkle to the items on display.

- Long lifetime
- Clearly defined beam spread
- Compatible with most commonly available halogen transformers.
- Exclusively suited for electronic transformers
- Deep dimming down to 5%

MasterClass MR16

Ordering, electrical and technical data (Subject to change without notice)



GU5.3

| Product Number | Model Number | Ordering Code | Volts | Base | CRI | Life ² (Hrs) | MBCP | Beam Angle | Case Qty | Pallet Qty | Lumens (lm) | Life (Yrs.) | Energy Cost | Color Temp (K) | MOL (in.) |
|-------------------------------------|--------------|---------------------------------------|-------|-------|-----|-------------------------|------|------------|----------|------------|-------------|-------------|-------------|----------------|-----------|
| MasterClass ExpertColor MR16 | | | | | | | | | | | | | | | |
| 47013-8 | 9290018725 | 7.8MR16/PER/927/S10/Dim/EC/12V 10/1FB | 12 | GU5.3 | 95 | 40,000 | 5215 | 10 | 10 | 6840 | 465 | 36.5 | \$1.57 | 2700 | 1.99 |
| 47016-1 | 9290018728 | 7.8MR16/PER/927/F25/Dim/EC/12V 10/1FB | 12 | GU5.3 | 95 | 40,000 | 2330 | 25 | 10 | 6840 | 465 | 36.5 | \$1.57 | 2700 | 1.99 |
| 47019-5 | 9290018731 | 7.8MR16/PER/927/F35/Dim/EC/12V 10/1FB | 12 | GU5.3 | 95 | 40,000 | 1315 | 35 | 10 | 6840 | 465 | 36.5 | \$1.57 | 2700 | 1.99 |
| 47014-6 | 9290018726 | 7.8MR16/PER/930/S10/Dim/EC/12V 10/1FB | 12 | GU5.3 | 95 | 40,000 | 5215 | 10 | 10 | 6840 | 480 | 36.5 | \$1.57 | 2700 | 1.99 |
| 47017-9 | 9290018729 | 7.8MR16/PER/930/F25/Dim/EC/12V 10/1FB | 12 | GU5.3 | 95 | 40,000 | 2330 | 25 | 10 | 6840 | 480 | 36.5 | \$1.57 | 3000 | 1.99 |
| 47020-3 | 9290018732 | 7.8MR16/PER/930/F35/Dim/EC/12V 10/1FB | 12 | GU5.3 | 95 | 40,000 | 1315 | 35 | 10 | 6840 | 480 | 36.5 | \$1.57 | 3000 | 1.99 |
| 47015-3 | 9290018727 | 7.8MR16/PER/940/S10/Dim/EC/12V 10/1FB | 12 | GU5.3 | 95 | 40,000 | 5215 | 10 | 10 | 6840 | 490 | 36.5 | \$1.57 | 3000 | 1.99 |
| 47018-7 | 9290018730 | 7.8MR16/PER/940/F25/Dim/EC/12V 10/1FB | 12 | GU5.3 | 95 | 40,000 | 2330 | 25 | 10 | 6840 | 490 | 36.5 | \$1.57 | 4000 | 1.99 |
| 47021-1 | 9290018733 | 7.8MR16/PER/940/F35/Dim/EC/12V 10/1FB | 12 | GU5.3 | 95 | 40,000 | 1315 | 35 | 10 | 6840 | 490 | 36.5 | \$1.57 | 4000 | 1.99 |
| MasterClass Warm Glow MR16 | | | | | | | | | | | | | | | |
| 45453-8 | 9290011278 | 6.5MR16/F25/2700-2200 DIM 12V 10/1 | 12 | GU5.3 | 80 | 25,000 | 1750 | 25 | 10 | 6110 | 410 | 22.8 | \$1.31 | 3000 | 1.99 |
| 45454-6 | 9290011279 | 6.5MR16/F35/2700-2200 DIM 12V 10/1 | 12 | GU5.3 | 80 | 25,000 | 900 | 35 | 10 | 6110 | 410 | 22.8 | \$1.31 | 2700 | 1.99 |

Title 20 MR16s

Ordering, electrical and technical data (Subject to change without notice)



GU5.3

| Product Number | Model Number | Ordering Code | Volts | Watts (W) | Repl. Watts (W) | Base | CRI | Life (Hrs) | MBCP | Beam Angle | Case Qty | Pallet Qty | Lumens (lm) | Color Temp (K) |
|-------------------------------------|--------------|---|-------|-----------|-----------------|-------|-----|------------|------|------------|----------|------------|-------------|----------------|
| Title 20 MR16 dimmable bulbs | | | | | | | | | | | | | | |
| T20 479139 | 9290018543 | 6.5MR16/LED/F25/927/D/EC/12V T20 10/1FB | 12 | 6.5 | 42 | GU5.3 | 90 | 25,000 | 1960 | 25 | 10 | 6840 | 485 | 2700 |
| T20 479147 | 9290018544 | 6.5MR16/LED/F25/930/D/EC/12V T20 10/1FB | 12 | 6.5 | 42 | GU5.3 | 90 | 25,000 | 1960 | 25 | 10 | 6840 | 485 | 3000 |
| T20 479162 | 9290018545 | 6.5MR16/LED/F35/927/D/EC/12V T20 10/1FB | 12 | 6.5 | 42 | GU5.3 | 90 | 25,000 | 1110 | 35 | 10 | 6840 | 485 | 2700 |
| T20 479170 | 9290018546 | 6.5MR16/LED/F35/930/D/EC/12V T20 10/1FB | 12 | 6.5 | 42 | GU5.3 | 90 | 25,000 | 1110 | 35 | 10 | 6840 | 485 | 3000 |

T20 Title 20 qualified.

MasterClass LED AR111

With an elegant new design, MasterClass LED AR111 creates a brilliant visual effect for retail and hospitality applications like shops, showrooms and galleries. The high quality light brings out the true colors in merchandise, including reds. With excellent rendering of 90+ CRI and R9>50, colors stay vibrant and natural, enhancing the appeal of everything on display.

- Dimmable
- High quality of light
- Unique lens design

MasterClass AR111

Ordering, electrical and technical data (Subject to change without notice)



GX53

| Product Number | Model Number | Ordering Code | Volts | Base | CRI | Life ² (Hrs) | MBCP | Beam Angle | Case Qty | Pallet Qty | Lumens (lm) | Life (Yrs.) | Energy Cost | Color Temp (K) |
|--------------------------|--------------|--|-------|------|-----|-------------------------|------|------------|----------|------------|-------------|-------------|-------------|----------------|
| MasterClass AR111 | | | | | | | | | | | | | | |
| 46377-8 | 9290012439 | 12AR111/LED/927/S8 DIM 12V FB 1PK 6/1 | 12 | GX53 | 90 | 40,000 | 7800 | 8 | 6 | 858 | 600 | 36.5 | \$1.45 | 2700 |
| 46378-6 | 9290012440 | 12AR111/LED/930/S8 DIM 12V FB 1PK 6/1 | 12 | GX53 | 90 | 40,000 | 8000 | 8 | 6 | 858 | 610 | 36.5 | \$1.45 | 3000 |
| 46014-7 | 9290011702 | 16AR111/LED/927/F25 DIM 12V FB 1PK 6/1 | 12 | GX53 | 90 | 40,000 | 3900 | 25 | 6 | 858 | 740 | 36.5 | \$1.93 | 2700 |
| 46015-4 | 9290011704 | 16AR111/LED/927/F40 DIM 12V FB 1PK 6/1 | 12 | GX53 | 90 | 40,000 | 1400 | 40 | 6 | 858 | 740 | 36.5 | \$1.93 | 2700 |
| 45855-4 | 9290011703 | 16AR111/LED/930/F25 DIM 12V 6/1 | 12 | GX53 | 90 | 40,000 | 1660 | 25 | 6 | 858 | 780 | 36.5 | \$1.93 | 3000 |
| 46013-9 | 9290011708 | 20AR111/LED/827/F25/DIM 12V 6/1 | 12 | GX53 | 80 | 25,000 | 5800 | 25 | 6 | 858 | 1340 | 22.8 | \$2.41 | 2700 |
| 45856-2 | 9290011706 | 20AR111/LED/830/F15 DIM 12V FB 1PK 6/1 | 12 | GX53 | 80 | 25,000 | 8500 | 15 | 6 | 858 | 1280 | 22.8 | \$2.41 | 3000 |
| 45857-0 | 9290011709 | 20AR111/LED/830/F25 DIM 12V 6/1 | 12 | GX53 | 80 | 25,000 | 6600 | 25 | 6 | 858 | 1280 | 22.8 | \$2.41 | 3000 |

CorePro LED spots

CorePro LED spots are a perfect fit for spot lighting and deliver halogen-like light. The PARs feature a glass housing and a beautifully crafted lens, matching the look and feel of a halogen lamp, while providing all of the LED benefits. Those who experience the light will be delighted by the uniform beam, natural color and absence of flicker or stroboscopic effects throughout the full dimming range.

CorePro LED PAR

Everything you value in LED PARs with a classic glass design for a familiar look.

Thanks to a single optic beam, the latest LED spots provide a clean beam that's free from shadows with beam angles from 15 and 40 degrees to suit every general lighting application.

- 25,000 hours²
- Emit virtually no UV/IR light in the beam
- CRI 80
- 3-year limited warranty³
- Contains no mercury

CorePro Glass PAR (1 of 2)

Ordering, electrical and technical data (Subject to change without notice)



| Product Number | Model Number | Ordering Code | Volts | Watts (W) | Base | CRI | Life ² (Hrs) | MBCP | Beam Angle | Case Qty | Pallet Qty | Lumens (lm) | Life (Yrs.) | Energy Cost | Color Temp (K) |
|-----------------------------|--------------|---|-------|-----------|------|-----|-------------------------|------|------------|----------|------------|-------------|-------------|-------------|----------------|
| CorePro Glass PAR20 | | | | | | | | | | | | | | | |
| 47111-0 | 9290013165 | 7PAR20/LED/F25/830/E26/GL/DIM 120V 6/1 | 120 | 7 | E26 | 80 | 25,000 | 1500 | 25 | 6 | 2244 | 500 | 22.8 | \$0.84 | 3000 |
| 47114-4 | 9290013169 | 7PAR20/LED/F40/830/E26/GL/DIM 120V 6/1 | 120 | 7 | E26 | 80 | 25,000 | 1000 | 40 | 6 | 2244 | 500 | 22.8 | \$0.84 | 3000 |
| 47112-8 | 9290013167 | 7PAR20/LED/F25/840/E26/GL/DIM 120V 6/1 | 120 | 7 | E26 | 80 | 25,000 | 1500 | 25 | 6 | 2244 | 500 | 22.8 | \$0.84 | 4000 |
| 47115-1 | 9290013170 | 7PAR20/LED/F40/840/E26/GL/DIM 120V 6/1 | 120 | 7 | E26 | 80 | 25,000 | 1000 | 40 | 6 | 2244 | 500 | 22.8 | \$0.84 | 4000 |
| 47110-2 | 9290013172 | 7PAR20/LED/827-822/F25/GL/DIM 1PK 6/1 | 120 | 7 | E26 | 80 | 25,000 | 1500 | 25 | 6 | 2244 | 500 | 22.8 | \$0.84 | 2700 WG |
| 47113-6 | 9290013173 | 7PAR20/LED/827-822/F40/GL/DIM 1PK 6/1 | 120 | 7 | E26 | 80 | 25,000 | 800 | 40 | 6 | 2244 | 500 | 22.8 | \$0.84 | 2700 WG |
| CorePro Glass PAR30L | | | | | | | | | | | | | | | |
| 52970-1 | 9290013215 | 10PAR30L/LED/827/F25/DIM/ULW/120V 6/1FB | 120 | 10 | E26 | 80 | 25,000 | 3300 | 25 | 6 | 768 | 800 | 22.8 | \$1.20 | 2700 |
| 52971-9 | 9290013216 | 10PAR30L/LED/830/F25/DIM/ULW/120V 6/1FB | 120 | 10 | E26 | 80 | 25,000 | 3300 | 25 | 6 | 768 | 850 | 22.8 | \$1.20 | 3000 |
| 52972-7 | 9290013218 | 10PAR30L/LED/840/F25/DIM/ULW/120V 6/1FB | 120 | 10 | E26 | 80 | 25,000 | 3300 | 25 | 6 | 768 | 850 | 22.8 | \$1.20 | 4000 |
| 52973-5 | 9290013220 | 10PAR30L/LED/827/F40/DIM/ULW/120V 6/1FB | 120 | 10 | E26 | 80 | 25,000 | 1600 | 40 | 6 | 768 | 800 | 22.8 | \$1.20 | 2700 |
| 52974-3 | 9290013221 | 10PAR30L/LED/830/F40/DIM/ULW/120V 6/1FB | 120 | 10 | E26 | 80 | 25,000 | 1600 | 40 | 6 | 768 | 850 | 22.8 | \$1.20 | 3000 |
| 52975-0 | 9290013223 | 10PAR30L/LED/840/F40/DIM/ULW/120V 6/1FB | 120 | 10 | E26 | 80 | 25,000 | 1600 | 40 | 6 | 768 | 850 | 22.8 | \$1.20 | 4000 |

CorePro Glass PAR (2 of 2)

Ordering, electrical and technical data (Subject to change without notice)



E26

| Product Number | Model Number | Ordering Code | Volts | Watts (W) | Base | CRI | Life ² (Hrs) | MBCP | Beam Angle | Case Qty | Pallet Qty | Lumens (lm) | Life (Yrs.) | Energy Cost | Color Temp (K) |
|-----------------------------|--------------|---|-------|-----------|------|-----|-------------------------|------|------------|----------|------------|-------------|-------------|-------------|----------------|
| CorePro Glass PAR30S | | | | | | | | | | | | | | | |
| 52976-8 | 9290013204 | 10PAR30S/LED/827/F25/DIM/ULW/120V 6/1FB | 120 | 10 | E26 | 80 | 25,000 | 3300 | 25 | 6 | 1056 | 800 | 22.8 | \$1.20 | 2700 |
| 52977-6 | 9290013205 | 10PAR30S/LED/830/F25/DIM/ULW/120V 6/1FB | 120 | 10 | E26 | 80 | 25,000 | 3300 | 25 | 6 | 1056 | 850 | 22.8 | \$1.20 | 3000 |
| 52978-4 | 9290013207 | 10PAR30S/LED/840/F25/DIM/ULW/120V 6/1FB | 120 | 10 | E26 | 80 | 25,000 | 3300 | 25 | 6 | 1056 | 850 | 22.8 | \$1.20 | 4000 |
| 52979-2 | 9290013209 | 10PAR30S/LED/827/F40/DIM/ULW/120V 6/1FB | 120 | 10 | E26 | 80 | 25,000 | 1600 | 40 | 6 | 1056 | 800 | 22.8 | \$1.20 | 2700 |
| 52980-0 | 9290013210 | 10PAR30S/LED/830/F40/DIM/ULW/120V 6/1FB | 120 | 10 | E26 | 80 | 25,000 | 1600 | 40 | 6 | 1056 | 850 | 22.8 | \$1.20 | 3000 |
| 52981-8 | 9290013212 | 10PAR30S/LED/840/F40/DIM/ULW/120V 6/1FB | 120 | 10 | E26 | 80 | 25,000 | 1600 | 40 | 6 | 1056 | 850 | 22.8 | \$1.20 | 4000 |
| CorePro Glass PAR38 | | | | | | | | | | | | | | | |
| 52950-3 | 9290013183 | 14PAR38/LED/827/F25/DIM/ULW/120V 6/1FB | 120 | 14 | E26 | 80 | 25,000 | 5700 | 25 | 6 | 384 | 1150 | 22.8 | \$1.69 | 2700 |
| 52952-9 | 9290013184 | 14PAR38/LED/830/F25/DIM/ULW/120V FB 6/1 | 120 | 14 | E26 | 80 | 25,000 | 6000 | 25 | 6 | 384 | 1200 | 22.8 | \$1.69 | 3000 |
| 47467-6 | 9290013185 | 14PAR38/LED/835/F25/GL/DIM FB 1PK 6/1 | 120 | 14 | E26 | 80 | 25,000 | 5700 | 25 | 6 | 384 | 1200 | 22.8 | \$1.69 | 3500 |
| 52953-7 | 9290013186 | 14PAR38/LED/840/F25/DIM/ULW/120V 6/1FB | 120 | 14 | E26 | 80 | 25,000 | 6000 | 25 | 6 | 384 | 1200 | 22.8 | \$1.69 | 4000 |
| 52954-5 | 9290013187 | 14PAR38/LED/850/F25/DIM/ULW/120V 6/1FB | 120 | 14 | E26 | 80 | 25,000 | 6000 | 25 | 6 | 384 | 1200 | 22.8 | \$1.69 | 5000 |
| 52955-2 | 9290013188 | 14PAR38/LED/827/F40/DIM/ULW/120V 6/1FB | 120 | 14 | E26 | 80 | 25,000 | 2450 | 40 | 6 | 384 | 1150 | 22.8 | \$1.69 | 2700 |
| 52959-4 | 9290013189 | 14PAR38/LED/830/F40/DIM/ULW/120V 6/1FB | 120 | 14 | E26 | 80 | 25,000 | 2500 | 40 | 6 | 384 | 1200 | 22.8 | \$1.69 | 3000 |
| 47468-4 | 9290013190 | 14PAR38/LED/835/F40/GL/DIM FB 1PK 6/1 | 120 | 14 | E26 | 80 | 25,000 | 2370 | 40 | 6 | 384 | 1200 | 22.8 | \$1.69 | 3500 |
| 52960-2 | 9290013191 | 14PAR38/LED/840/F40/DIM/ULW/120V 6/1FB | 120 | 14 | E26 | 80 | 25,000 | 2500 | 40 | 6 | 384 | 1200 | 22.8 | \$1.69 | 4000 |
| 52961-0 | 9290013192 | 14PAR38/LED/850/F40/DIM/ULW/120V 6/1FB | 120 | 14 | E26 | 80 | 25,000 | 2500 | 40 | 6 | 384 | 1200 | 22.8 | \$1.69 | 5000 |
| 52962-8 | 9290013194 | 12PAR38/LED/827/F25/DIM/ULW/120V 6/1FB | 120 | 12 | E26 | 80 | 25,000 | 4100 | 25 | 6 | 384 | 850 | 22.8 | \$1.45 | 2700 |
| 52963-6 | 9290013195 | 12PAR38/LED/830/F25/DIM/ULW/120V 6/1FB | 120 | 12 | E26 | 80 | 25,000 | 4100 | 25 | 6 | 384 | 900 | 22.8 | \$1.45 | 3000 |
| 47469-2 | 9290013196 | 12PAR38/LED/835/F25/GL/DIM FB 1PK 6/1 | 120 | 12 | E26 | 80 | 25,000 | 4000 | 25 | 6 | 384 | 900 | 22.8 | \$1.45 | 3500 |
| 52964-4 | 9290013197 | 12PAR38/LED/840/F25/DIM/ULW/120V 6/1FB | 120 | 12 | E26 | 80 | 25,000 | 4100 | 25 | 6 | 384 | 900 | 22.8 | \$1.45 | 4000 |
| 52965-1 | 9290013198 | 12PAR38/LED/850/F25/DIM/ULW/120V 6/1FB | 120 | 12 | E26 | 80 | 25,000 | 4100 | 25 | 6 | 384 | 900 | 22.8 | \$1.45 | 5000 |
| 52966-9 | 9290013199 | 12PAR38/LED/827/F40/DIM/ULW/120V 6/1FB | 120 | 12 | E26 | 80 | 25,000 | 1800 | 40 | 6 | 384 | 850 | 22.8 | \$1.45 | 2700 |
| 52967-7 | 9290013200 | 12PAR38/LED/830/F40/DIM/ULW/120V 6/1FB | 120 | 12 | E26 | 80 | 25,000 | 1900 | 40 | 6 | 384 | 900 | 22.8 | \$1.45 | 3000 |
| 47470-0 | 9290013201 | 12PAR38/LED/835/F40/GL/DIM FB 1PK 6/1 | 120 | 12 | E26 | 80 | 25,000 | 1640 | 40 | 6 | 384 | 900 | 22.8 | \$1.45 | 3500 |
| 52968-5 | 9290013202 | 12PAR38/LED/840/F40/DIM/ULW/120V 6/1FB | 120 | 12 | E26 | 80 | 25,000 | 1900 | 40 | 6 | 384 | 900 | 22.8 | \$1.45 | 4000 |
| 52969-3 | 9290013203 | 12PAR38/LED/850/F40/DIM/ULW/120V 6/1FB | 120 | 12 | E26 | 80 | 25,000 | 1900 | 40 | 6 | 384 | 900 | 22.8 | \$1.45 | 5000 |

CorePro LED PAR

CorePro Glass GU10 and MR16

Ordering, electrical and technical data (Subject to change without notice)



| Product Number | Model Number | Ordering Code | Volts | Watts (W) | Base | CRI | Life ² (Hrs) | MBCP | Beam Angle | Case Qty | Pallet Qty | Lumens (lm) | Life (Yrs..) | Energy Cost | Color Temp (K) |
|---------------------------------------|--------------|--|-------|-----------|-------|-----|-------------------------|------|------------|----------|------------|-------------|--------------|-------------|----------------|
| CorePro Glass GU10 | | | | | | | | | | | | | | | |
| 47156-5 | 9290013582 | 4.5GU10/LED/822-27/F35/CLA/GL/DIM 10/1 | 120 | 4.5 | GU10 | 80 | 25,000 | 700 | 35 | 10 | 5700 | 380 | 22.8 | \$0.54 | 2700 WG |
| 46814-0 | 9290013006 | 4.5GU10/LED/F35/830/DIM 10/1 | 120 | 4.5 | GU10 | 80 | 25,000 | 750 | 35 | 10 | 5700 | 400 | 22.8 | \$0.54 | 3000 |
| 45765-5 | 9290011565 | 5GU10/LED/827-22/F35/DIM 120V 10/1 | 120 | 5 | GU10 | 80 | 25,000 | 700 | 35 | 10 | 4560 | 400 | 22.8 | \$0.60 | 2700 |
| CorePro Single Optic MR16 7.3W | | | | | | | | | | | | | | | |
| 53311-7 | 9290018807 | 7.3MR16/LED/827/F25/DIM 12V 10/1FB | 12 | 7.3 | GU5.3 | 82 | 25,000 | 2400 | 25 | 10 | 8160 | 515 | 22.8 | \$1.47 | 2700 |
| 53314-1 | 9290018810 | 7.3MR16/LED/827/F35/DIM 12V 10/1FB | 12 | 7.3 | GU5.3 | 82 | 25,000 | 1350 | 40 | 10 | 8160 | 515 | 22.8 | \$1.47 | 2700 |
| 53312-5 | 9290018808 | 7.3MR16/LED/830/F25/DIM 12V 10/1FB | 12 | 7.3 | GU5.3 | 82 | 25,000 | 2500 | 10 | 10 | 8160 | 515 | 22.8 | \$1.47 | 3000 |
| 53315-8 | 9290018811 | 7.3MR16/LED/830/F35/DIM 12V 10/1FB | 12 | 7.3 | GU5.3 | 82 | 25,000 | 1350 | 25 | 10 | 8160 | 515 | 22.8 | \$1.47 | 3000 |
| 53351-3 | 9290018813 | 8.5MR16/LED/827/F25/DIM 12V 10/1FB | 12 | 7.3 | GU5.3 | 0 | 25,000 | 2900 | 40 | 10 | 8160 | 621 | 22.8 | \$1.71 | 2700 |
| 53318-2 | 9290018816 | 8.5MR16/LED/827/F35/DIM 12V 10/1FB | 12 | 7.3 | GU5.3 | 0 | 25,000 | 1500 | 25 | 10 | 8160 | 621 | 22.8 | \$1.71 | 2700 |
| 53317-4 | 9290018814 | 8.5MR16/LED/830/F25/DIM 12V 10/1FB | 12 | 7.3 | GU5.3 | 0 | 25,000 | 2900 | 25 | 10 | 8160 | 621 | 22.8 | \$1.71 | 2700 |
| 53319-0 | 9290018817 | 8.5MR16/LED/830/F35/DIM 12V 10/1FB | 12 | 7.3 | GU5.3 | 0 | 25,000 | 1500 | 25 | 10 | 8160 | 621 | 22.8 | \$1.71 | 3000 |
| 53352-1 | 9290018815 | 8.5MR16/LED/840/F25/DIM 12V 10/1FB | 12 | 7.3 | GU5.3 | 0 | 25,000 | 2900 | 25 | 10 | 8160 | 621 | 22.8 | \$1.71 | 3000 |
| 53333-1 | 9290018818 | 8.5MR16/LED/840/F35/DIM 12V 10/1FB | 12 | 7.3 | GU5.3 | 0 | 25,000 | 1500 | 40 | 10 | 8160 | 621 | 22.8 | \$1.71 | 4000 |

LED bulbs


MasterClass A-shape LED bulbs

The MasterClass range of LED bulbs delivers smooth dimming down to 10% or less in a variety of color temperatures ideal for a variety of applications.

- High performance dimming
- Longest lifetime⁸
- Superior light quality⁸
- Maximum energy savings⁸

MasterClass A-shape (1 of 2)

Ordering, electrical and technical data (Subject to change without notice)



| | Product Number | 12NC | Description | Watts (W) | Lumens (lm) | Volts | CRI | Life ² (Hrs) | Color Temp (K) | Material | Finish | Legend | Estimated Release Date |
|--|----------------|--------------|---------------------------------------|-----------|-------------|-------|-----|-------------------------|----------------|----------|---------|--------|------------------------|
| A19 40W lamp equivalent dimming | | | | | | | | | | | | | |
| W | 549485 | 929001969504 | 5A19/PER/927-922/CL/G/E26/WGX 1FB T20 | 5 | 450 | 120 | 90 | 15,000 | 2700-2200 | Glass | Clear | C | |
| D | 479428 | 929001940704 | 5A19/PER/927-22/P/E26/WG 6/1FB T20 | 5 | 450 | 120 | 90 | 25,000 | 2700-2200 | Plastic | Frosted | A | |
| A19 60W lamp equivalent dimming | | | | | | | | | | | | | |
| W | 549493 | 929001969604 | 8A19/PER/927-922/CL/G/E26/WGX 1FB T20 | 8 | 800 | 120 | 90 | 15,000 | 2700-2200 | Glass | Clear | D | |
| D | 479444 | 929001940904 | 8.8A19/PER/927-22/P/E26/WG 6/1FB T20 | 8.8 | 800 | 120 | 90 | 25,000 | 2700-2200 | Plastic | Frosted | B | |
| A21 75W equivalent lamps dimming | | | | | | | | | | | | | |
| D | 479469 | 929001941104 | 12.2A21/PER/927-22/P/E26/WG 6/1FB T20 | 12.2 | 1100 | 120 | 90 | 25,000 | 2700-2200 | Plastic | Frosted | B | |
| A21 100W equivalent lamps dimming | | | | | | | | | | | | | |
| D | 479485 | 929001941304 | 16A21/PER/927-22/P/E26/WG 6/1FB T20 | 16 | 1600 | 120 | 90 | 25,000 | 2700-2200 | Plastic | Frosted | B | |

MasterClass A-shape (2 of 2)

Ordering, electrical and technical data (Subject to change without notice)



| Product Number | 12NC | Description | Watts (W) | Lumens (lm) | Volts | CRI | Life ² (Hrs) | Color Temp (K) | Material | Finish | Legend | Estimated Release Date |
|---------------------------------------|--------------|--|-----------|---------------|-------|-----|-------------------------|--------------------|----------|---------|--------|------------------------|
| 3-way switching lamps | | | | | | | | | | | | |
| 459164 | 929001174204 | 18A21/LED/827 3WAY ND 120V | 5/8/18 | 450/800/1600 | 120 | 80 | 25,000 | 2700 | Plastic | Frosted | 1 | |
| 472548 | 929001356004 | 23A21/LED/827/E26d/3WAY/ND 120V FB 1PK | 8/16/23 | 620/1600/2150 | 120 | 80 | 15,000 | 2700 | Plastic | Frosted | 1 | |
| SceneSwitch lamps | | | | | | | | | | | | |
| 464965 | 929001261304 | 9.5A19/LED/827-25-22/ND SSWG 120V 6/1 | 9/4/2 | 800-320-80 | 120 | 80 | 15,000 | 2700 - 2500 - 2200 | Plastic | Frosted | 2 | |
| 464973 | 929001261404 | 9.5A19/LED/850/ND SSDL 120V 6/1 | 9/3/1 | 800-320-80 | 120 | 80 | 15,000 | 5000 | Plastic | Frosted | 2 | |
| 464957 | 929001263204 | 9.5A19/LED/827-50-22/ND SSCC 120V | 9.5 | 800-800-80 | 120 | 80 | 15,000 | 2700 - 5000 - 2200 | Plastic | Frosted | 2 | |
| Dusk to Dawn lamps | | | | | | | | | | | | |
| 466581 | 929001261504 | 8A19/LED/827/ND D2D 120V 6/1 | 8.0 | 800 | 120 | 80 | 25,000 | 2700 | Plastic | Frosted | 3 | 120 |
| A19 party bulbs (images below) | | | | | | | | | | | | |
| W 538256 | 929001937503 | 4A19/LED/PURPLE/G/E26/ND 6/1BC | 4.0 | 40 | 120 | N/A | 10,000 | N/A | Glass | Purple | G | |
| W 538231 | 929001937303 | 4A19/LED/BLUE/G/E26/ND 6/1BC | 4.0 | 40 | 120 | N/A | 10,000 | N/A | Glass | Blue | H | |
| W 538249 | 929001937403 | 4A19/LED/GREEN/G/E26/ND 6/1BC | 4.0 | 40 | 120 | N/A | 10,000 | N/A | Glass | Green | I | |
| W 538223 | 929001937203 | 4A19/LED/YELLOW/G/E26/ND 6/1BC | 4.0 | 40 | 120 | N/A | 10,000 | N/A | Glass | Yellow | J | |
| W 538215 | 929001937103 | 4A19/LED/ORANGE/G/E26/ND 6/1BC | 4.0 | 40 | 120 | N/A | 10,000 | N/A | Glass | Orange | K | |
| W 538207 | 929001937003 | 4A19/LED/RED/G/E26/ND 6/1BC | 4.0 | 40 | 120 | N/A | 10,000 | N/A | Glass | Red | L | |
| D 463208 | 929001224003 | BC8A19/LED/PURPLE/ND 120V | 8.0 | 60 | 120 | N/A | 10,000 | N/A | Plastic | Purple | A | |
| D 463257 | 929001998105 | 8A19/LED/YELLOW/P/ND 120V 4/1FB | 8.0 | 60 | 120 | N/A | 10,000 | N/A | Plastic | Yellow | D | |
| D 463240 | 929001998005 | 8A19/LED/BLUE/P/ND 120V 4/1FB | 8.0 | 60 | 120 | N/A | 10,000 | N/A | Plastic | Blue | B | |
| D 463281 | 929001997905 | 8A19/LED/GREEN/P/ND 120V 4/1FB | 8.0 | 60 | 120 | N/A | 10,000 | N/A | Plastic | Green | C | |
| D 463232 | 929001998203 | 8A19/LED/ORANGE/P/ND 120V 6/1BC | 8.0 | 60 | 120 | N/A | 10,000 | N/A | Plastic | Orange | E | |
| D 463273 | 929001997805 | 8A19/LED/RED/P/ND 120V 4/1FB | 8.0 | 60 | 120 | N/A | 10,000 | N/A | Plastic | Red | F | |




CorePro LED A-shape bulbs

The affordable LED bulb solution.

CorePro LED bulbs are compatible with existing fixtures and are designed for retrofit replacement of incandescent bulbs. They deliver energy savings and minimize maintenance cost. The CorePro LED bulbs are perfect for basic lighting needs. It provides the dependable performance you expect from LED at an affordable price.

CorePro LED A-shape (1 of 3)


Ordering, electrical and technical data (Subject to change without notice)



| Product Number | 12NC | Description | Watts (W) | Lumens (lm) | Volts | CRI | Life* (Hrs) | Color Temp (K) | Material | Finish | Legend | Estimated Release Date |
|--|--------|---|-----------|-------------|-------|-----|-------------|----------------|----------|---------|--------|------------------------|
| A19 25W lamp equivalent non-dimming | | | | | | | | | | | | |
| W | 543116 | 929002000703 4A19/MOD/840/E26/CL/GL/DIM 4/1BC | 4 | 150 | 120 | 80 | 15,000 | 4000 | Glass | Smokey | A | |
| A19 40W lamp equivalent non-dimming | | | | | | | | | | | | |
| D | 548214 | 929001957504 6.5A19/LED/827/FR/P/ND 4/2FB | 6.5 | 450 | 120 | 80 | 11,000 | 2700 | Plastic | Frosted | C | |
| D | 554501 | 929002227003 5A19/LED/927/P/E26/ND 4/4FB T20 | 5 | 450 | 120 | 90 | 11,000 | 2700 | Plastic | Frosted | D | |
| D | 462184 | 929001957903 5.5A19/LED/850/FR/P/ND 4/2FB | 5.5 | 450 | 120 | 80 | 11,000 | 5000 | Plastic | Frosted | C | |
| D | 554519 | 929002227103 5A19/LED/950/P/E26/ND 4/4FB T20 | 5 | 450 | 120 | 90 | 11,000 | 5000 | Plastic | Frosted | D | |
| A19 40W lamp equivalent dimming | | | | | | | | | | | | |
| W | 537563 | 929001950953 4.5A19/VIN/820/E26/CL/GL/DIM 4/1BC T20 | 4.5 | 350 | 120 | 80 | 15,000 | 2000 | Glass | Amber | E | |
| D | 550400 | 929002035704 5A19/PER/927/P/E26/DIM 6/1FB T20 | 5 | 450 | 120 | 90 | 15,000 | 2700 | Plastic | Frosted | C | |
| D | 550418 | 929002035804 5A19/PER/930/P/E26/DIM 6/1FB T20 | 5 | 450 | 120 | 90 | 15,000 | 3000 | Plastic | Frosted | C | |
| D | 547042 | 929002035904 5A19/PER/940/P/E26/DIM 6/1FB T20 | 5 | 450 | 120 | 90 | 15,000 | 4000 | Plastic | Frosted | C | |
| D | 549220 | 929002207804 5A19/PER/950/CL/G/E26/DIM 1FB T20 | 5 | 450 | 120 | 90 | 15,000 | 5000 | Glass | Clear | F | |
| D | 550426 | 929002036004 5A19/PER/950/CL/G/E26/DIM 1FB T20 | 5 | 450 | 120 | 90 | 15,000 | 5000 | Plastic | Frosted | C | |
| A19 60W lamp equivalent non-dimming | | | | | | | | | | | | |
| D | 548222 | 929001957604 10A19/LED/827/FR/P/ND 4/2FB | 10 | 800 | 120 | 90 | 11,000 | 2700 | Plastic | Frosted | C | |
| D | 479963 | 929001825704 9A19/LED/927/P/E26/ND 6/1FB T20 | 9 | 800 | 120 | 90 | 11,000 | 2700 | Plastic | Frosted | D | |
| D | 554428 | 929002227204 8.8A19/LED/927/P/E26/ND 6/1FB T20 | 8.8 | 800 | 120 | 90 | 11,000 | 2700 | Plastic | Frosted | D | |
| D | 548230 | 929001958004 9A19/LED/850/FR/P/ND 4/2FB | 9 | 800 | 120 | 90 | 11,000 | 5000 | Plastic | Frosted | C | |
| D | 479971 | 929001860104 9A19/LED/950/P/E26/ND 6/1FB T20 | 9 | 800 | 120 | 90 | 11,000 | 5000 | Plastic | Frosted | D | |
| D | 554444 | 929002227304 8.8A19/LED/950/P/E26/ND 6/1FB T20 | 8.8 | 800 | 120 | 90 | 11,000 | 5000 | Plastic | Frosted | D | |

CorePro LED A-shape (2 of 3)

Ordering, electrical and technical data (Subject to change without notice)



| Product Number | 12NC | Description | Watts (W) | Lumens (lm) | Volts | CRI | Life ² (Hrs) | Color Temp (K) | Material | Finish | Legend | Estimated Release Date |
|--|-------|---|-----------|-------------|-------|-----|-------------------------|----------------|----------|---------|--------|------------------------|
| A19 60W lamp equivalent dimming | | | | | | | | | | | | |
| D | ⓔ T20 | 550434 929002036104 8.8A19/PER/927/P/E26/DIM 6/1FB T20 | 8.8 | 800 | 120 | 90 | 15,000 | 2700 | Plastic | Frosted | A | |
| D | ⓔ T20 | 550442 929002036204 8.8A19/PER/930/P/E26/DIM 6/1FB T20 | 8.8 | 800 | 120 | 90 | 15,000 | 3000 | Plastic | Frosted | A | |
| D | ⓔ T20 | 545897 929002032304 8.8A19/PER/940/P/E26/DIM 6/1FB T20 | 8.8 | 800 | 120 | 90 | 15,000 | 4000 | Plastic | Frosted | A | |
| W | ⓔ T20 | 549238 929002207904 8.8A19/PER/950/CL/G/E26/DIM 1FB T20 | 5 | 800 | 120 | 90 | 15,000 | 5000 | Glass | Clear | B | |
| D | ⓔ T20 | 550459 929002036304 8.8A19/PER/950/P/E26/DIM 6/1FB T20 | 8.8 | 800 | 120 | 90 | 15,000 | 5000 | Plastic | Frosted | A | |
| A19 75W lamp equivalent non-dimming | | | | | | | | | | | | |
| D | | 462969 929001957703 11A19/LED/827/FR/P/ND 4/2FB | 11 | 1000 | 120 | 80 | 11,000 | 2700 | Plastic | Frosted | A | |
| D | T20 | 554543 929002227433 12.2A21/LED/927/P/E26/ND 4/2FB T20 | 12.2 | 1100 | 120 | 90 | 11,000 | 2700 | Plastic | Frosted | C | |
| D | | 463000 929001958103 10A19/LED/850/FR/P/ND 4/2FB | 10 | 1000 | 120 | 80 | 11,000 | 5000 | Plastic | Frosted | A | |
| D | | 554568 929002227533 12.2A21/LED/950/P/E26/ND 4/2FB T20 | 12.2 | 1100 | 120 | 90 | 11,000 | 5000 | Plastic | Frosted | C | |
| A21 75W equivalent lamps dimming | | | | | | | | | | | | |
| D | ⓔ T20 | 550475 929002036404 12.2A21/PER/927/P/E26/DIM 6/1FB T20 | 12.2 | 1100 | 120 | 90 | 15,000 | 2700 | Plastic | Frosted | C | |
| D | ⓔ T20 | 550483 929002036504 12.2A21/PER/930/P/E26/DIM 6/1FB T20 | 12.2 | 1100 | 120 | 90 | 15,000 | 3000 | Plastic | Frosted | C | |
| D | ⓔ T20 | 547091 929002036604 12.2A21/PER/940/P/E26/DIM 6/1FB T20 | 12.2 | 1100 | 120 | 90 | 15,000 | 4000 | Plastic | Frosted | C | |
| D | ⓔ T20 | 550491 929002036704 12.2A21/PER/950/P/E26/DIM 6/1FB T20 | 12.2 | 1100 | 120 | 90 | 15,000 | 5000 | Plastic | Frosted | C | |
| A19/A21 100W equivalent lamps non-dimming | | | | | | | | | | | | |
| D | | 461961 929001957803 14A19/LED/827/FR/P/ND 4/2FB | 14 | 1500 | 120 | 80 | 11,000 | 2700 | Plastic | Frosted | D | |
| | T20 | 479989 929001825804 18A21/LED/927/P/E26/ND 6/1FB T20 | 18 | 1500 | 120 | 90 | 11,000 | 2700 | Plastic | Frosted | C | |
| D | T20 | 554469 929002227604 16.6A21/LED/927/P/E26/ND 6/1FB T20 | 16.6 | 1500 | 120 | 90 | 11,000 | 2700 | Plastic | Frosted | C | |
| D | | 548248 929001958204 12.5A19/LED/850/FR/P/ND 4/2FB | 12.5 | 1500 | 120 | 80 | 11000 | 5000 | Plastic | Frosted | D | |
| | T20 | 479997 929001860204 18A21/LED/950/P/E26/ND 6/1FB T20 | 18 | 1500 | 120 | 90 | 11,000 | 5000 | Plastic | Frosted | C | |
| D | T20 | 554485 929002227704 16.6A21/LED/950/P/E26/ND 6/1FB T20 | 16.6 | 1500 | 120 | 90 | 11,000 | 5000 | Plastic | Frosted | C | |
| A21 100W equivalent lamps dimming | | | | | | | | | | | | |
| D | ⓔ T20 | 550509 929002036804 16A21/PER/927/P/E26/DIM 6/1FB T20 | 16 | 1600 | 120 | 90 | 15,000 | 2700 | Plastic | Frosted | C | |
| D | ⓔ T20 | 550517 929002036904 16A21/PER/930/P/E26/DIM 6/1FB T20 | 16 | 1600 | 120 | 90 | 15,000 | 3000 | Plastic | Frosted | C | |
| D | ⓔ T20 | 547125 929002037004 16A21/PER/940/P/E26/DIM 6/1FB T20 | 16 | 1600 | 120 | 90 | 15,000 | 4000 | Plastic | Frosted | C | |
| D | ⓔ T20 | 550525 929002037104 16A21/PER/950/P/E26/DIM 6/1FB T20 | 16 | 1600 | 120 | 90 | 15,000 | 5000 | Plastic | Frosted | C | |
| Large A lamps - 160W-200W-300W equivalent | | | | | | | | | | | | |
| ⓔ | | 479287 929001854715 20A30/LED/865/P/E26/ND 4/1FB | 20 | 2300 | 120 | 80 | 25,000 | 6500 | Plastic | Frosted | E | |
| ⓔ | | 479295 929001854815 24A35/LED/865/P/E26E39/ND 4/1FB | 24 | 3000 | 120 | 80 | 25,000 | 6500 | Plastic | Frosted | F | |
| ⓔ | | 479303 929001854915 42A40/LED/865/P/E26E39/ND 4/1FB | 42 | 5000 | 120 | 80 | 25,000 | 6500 | Plastic | Frosted | G | |

MasterClass LED reflectors

Ideal choice for recessed and general lighting applications which can be integrated seamlessly in recessed downlight luminaires, suitable for retail, office and residential spaces.

• up to 25,000 hour lifetime²

Ordering, electrical and technical data (Subject to change without notice)



| Product Number | 12NC | Description | Watts (W) | Lumens (lm) | Volts | CRI | Life ² (Hrs) | Color Temp (K) | Legend | Estimated Release Date |
|-------------------|--------|--------------|---------------------------------------|-------------|-------|-----|-------------------------|----------------|-----------|------------------------|
| R20 lamps | | | | | | | | | | |
| D | 456979 | 929001155704 | 6R20/LED/827-22/DIM 120V | 6 | 450 | 120 | 80 | 25,000 | 2700-2200 | A |
| D | 456979 | 929002008904 | 5R20/PER/927-22/P/E26/WG 6/1FB T20 | 5 | 450 | 120 | 90 | 25,000 | 2700-2200 | A |
| BR30 lamps | | | | | | | | | | |
| D | 457044 | 929001870334 | 7.2BR30/PER/922-27/P/E26/WG 6/1FB T20 | 7.2 | 650 | 120 | 90 | 25,000 | 2700-2200 | B |
| BR40 lamps | | | | | | | | | | |
| D | 457010 | 929002009104 | 8.8BR40/PER/927-22/P/E26/WG 6/1FB T20 | 8.8 | 800 | 120 | 90 | 25,000 | 2700-2200 | C |

CorePro LED reflectors

An affordable choice for recessed and general lighting applications.

• 15,000 hour lifetime²

Ordering, electrical and technical data (Subject to change without notice)



| Product Number | 12NC | Description | Watts (W) | Lumens (lm) | Volts | CRI | Life ² (Hrs) | Color Temp (K) | Legend | Estimated Release Date |
|-------------------|--------|--------------|-------------------------------------|-------------|-------|-----|-------------------------|----------------|--------|------------------------|
| R20 lamps | | | | | | | | | | |
| D | 553883 | 929002092204 | 5R20/PER/927/P/E26/DIM 6/1FB T20 | 5 | 450 | 120 | 90 | 15,000 | 2700 | A Q4 |
| D | 547406 | 929002035304 | 5R20/PER/930/P/E26/DIM 6/1FB T20 | 5 | 450 | 120 | 90 | 15,000 | 3000 | A |
| D | 547414 | 929002035404 | 5R20/PER/940/P/E26/DIM 6/1FB T20 | 5 | 450 | 120 | 90 | 15,000 | 4000 | A |
| D | 548123 | 929002204063 | 5R20/PER/950/P/E26/DIM 6/1FB T20 | 5 | 450 | 120 | 90 | 15,000 | 5000 | A |
| BR30 lamps | | | | | | | | | | |
| D | 553891 | 929002092304 | 7.2BR30/PER/927/P/E26/DIM 6/1FB T20 | 7.2 | 650 | 120 | 90 | 25,000 | 2700 | B Q4 |
| D | 545905 | 929002032104 | 7.2BR30/PER/930/P/E26/DIM 6/1FB T20 | 7.2 | 650 | 120 | 90 | 15,000 | 3000 | B |
| D | 545913 | 929002032204 | 7.2BR30/PER/940/P/E26/DIM 6/1FB T20 | 7.2 | 650 | 120 | 90 | 15,000 | 4000 | B |
| D | 548107 | 929002204163 | 7.2BR30/PER/950/P/E26/DIM 6/1FB T20 | 7.2 | 650 | 120 | 90 | 15,000 | 5000 | B |
| BR40 lamps | | | | | | | | | | |
| D | 553909 | 929002092404 | 8.8BR40/PER/927/P/E26/DIM 6/1FB T20 | 8.8 | 800 | 120 | 90 | 15,000 | 2700 | C Q4 |
| D | 547422 | 929002035504 | 8.8BR40/PER/930/P/E26/DIM 6/1FB T20 | 8.8 | 800 | 120 | 90 | 15,000 | 3000 | C |
| D | 547430 | 929002035604 | 8.8BR40/PER/940/P/E26/DIM 6/1FB T20 | 8.8 | 800 | 120 | 90 | 15,000 | 4000 | C |
| D | 548115 | 929002204263 | 8.8BR40/PER/950/P/E26/DIM 6/1FB T20 | 8.8 | 800 | 120 | 90 | 15,000 | 5000 | C |

MasterClass and CorePro LED recessed and surface mounted downlights

Easily convert your standard 4" or 5/6" recessed cans into a highquality, energy-efficient LED flood light. This Energy Star certified recessed retrofit downlights features a medium based socket adapter for easy installation. The Philips LED downlights have a white trim that provides a clean look and a bright white light, making it ideal for general lighting. These elegant, dimmable LED retrofit downlights is suitable for both wet and dry locations and is an ideal choice to upgrade the aesthetics of offices, conference rooms, reception and, lobby areas.

- Broad beam and soft light creates a beautiful atmosphere in any location
- UL wet design suitable for both indoor and outdoor applications
- Installs in seconds – Medium based socket adapter makes installation quick and easy

MasterClass LED downlights

Ordering, electrical and technical data (Subject to change without notice)



A



B



E26

| Product Number | 12NC | Description | Watts (W) | Lumens (lm) | Volts | CRI | Life ² (Hrs) | Color Temp (K) | Dimming | Legend |
|-------------------------|--------------|-----------------------------------|-----------|-------------|-------|-----|-------------------------|----------------|---------|--------|
| 5"/6" downlights | | | | | | | | | | |
| 801035 | 915005440401 | Hatton LED Downlight 5"/6" G3 | 11 | 660 | 120 | 90 | 35,000 | 2700-2200 | Yes | A |
| 802389 | 915005706601 | Hatton LED Downlight 5"/6" 2/1 G3 | 11 | 660 | 120 | 90 | 35,000 | 2700-2200 | Yes | A |

CorePro LED downlights

Ordering, electrical and technical data (Subject to change without notice)

| 4" downlights | | | | | | | | | | |
|---------------------------|--------------|-----------------------------------|----|-----|-----|----|--------|------|-----|---|
| 801241 | 915005480201 | Hatton LED Downlight 4" G3 | 10 | 600 | 120 | 90 | 35,000 | 2700 | Yes | A |
| 801258 | 915005480301 | Hatton LED Downlight 4" G3 | 11 | 650 | 120 | 80 | 35,000 | 5000 | Yes | A |
| 5"/6" downlights | | | | | | | | | | |
| 801266 | 915005480401 | Hatton LED Downlight 5"/6" G3 | 10 | 650 | 120 | 90 | 35,000 | 2700 | Yes | A |
| 801464 | 915005494001 | Hatton LED Downlight 5"/6" 2/1 G3 | 11 | 650 | 120 | 90 | 35,000 | 2700 | Yes | A |
| 801274 | 915005480501 | Hatton LED Downlight 5"/6" G3 | 11 | 700 | 120 | 80 | 35,000 | 5000 | Yes | A |
| 4"/5"/6" disklight | | | | | | | | | | |
| 800151 | 915005099301 | DiskLight 4"/5"/6" 24/1 | 13 | 900 | 120 | 82 | 32,000 | 2700 | Yes | B |

LED candle & decorative

MasterClass LED dimmable candles and decorative lamps

Philips LED dimmable candles and decorative lamps incorporate a revolutionary new shaped prism that allows the optics to radiate brilliant, clear and sparkling white LED light. The improved light quality provides consistent color from every angle – even when dimmed in the most intimate of light levels.

- Lowers maintenance costs by reducing re-lamp frequency
- Contains no mercury
- Up to 90 CRI options available

CorePro LED decorative


CorePro LED candles and decorative lamps are ideal for locations that need the little bit of sparkle.

- Huge energy savings when compared to incandescent



MasterClass LED A15 lamps

Ordering, electrical and technical data (Subject to change without notice)



E26

| Product Number | 12NC | Description | Watts (W) | Lumens (lm) | Volts | CRI | Life ² (Hrs) | Color Temp (K) | Material | Finish | Legend | Estimated Release Date | |
|---|--------|--------------|--|-------------|-------|-----|-------------------------|----------------|-----------|--------|--------|------------------------|----|
| A15 40W equivalent lamps dimming | | | | | | | | | | | | | |
| W | 549378 | 929002208104 | 3.8A15/PER/927-922/CL/G/E12/WGX1FB T20 | 3.8 | 350 | 120 | 90 | 15,000 | 2700-2200 | Glass | Clear | A | Q4 |
| W | 549386 | 929002208304 | 3.8A15/PER/927-922/CL/G/E26/WGX1FB T20 | 3.8 | 350 | 120 | 90 | 15,000 | 2700-2200 | Glass | Clear | B | Q4 |
| A15 60W equivalent lamps dimming | | | | | | | | | | | | | |
| W | 549394 | 929002208404 | 5.5A15/PER/927-922/CL/G/E12/WGX1FB T20 | 5.5 | 500 | 120 | 90 | 15,000 | 2700-2200 | Glass | Clear | A | Q4 |
| W | 549402 | 929002208604 | 5.5A15/PER/927-922/CL/G/E26/WGX1FB T20 | 5.5 | 500 | 120 | 90 | 15,000 | 2700-2200 | Glass | Clear | B | Q4 |

CorePro LED A15 lamps

Ordering, electrical and technical data (Subject to change without notice)

E26

| Product Number | 12NC | Description | Watts (W) | Lumens (lm) | Volts | CRI | Life ² (Hrs) | Color Temp (K) | Material | Finish | Legend | Estimated Release Date | |
|---|--------|--------------|-----------------------------------|-------------|-------|-----|-------------------------|----------------|----------|--------|--------|------------------------|----|
| A15 25W equivalent lamps non-dimming | | | | | | | | | | | | | |
| W | 470534 | 929001334943 | 3A15/VIN/822/E26/CL/GL/ND 8/IBC | 3 | 200 | 120 | 80 | 15,000 | 2200 | Glass | Clear | C | Q4 |
| | 543165 | 929002001103 | 3A15/MOD/840/E26/CL/GL/DIM 4/IBC | 3 | 100 | 120 | 80 | 15,000 | 4000 | Glass | Clear | D | Q4 |
| A15 40W equivalent lamps dimming | | | | | | | | | | | | | |
| W | 548305 | 929002209004 | 5A15/PER/950/CL/G/E26/DIM 1FB T20 | 5 | 450 | 120 | 90 | 15,000 | 5000 | Glass | Clear | E | Q4 |
| A15 60W equivalent lamps dimming | | | | | | | | | | | | | |
| W | 548313 | 929002209304 | 8A15/PER/950/CL/G/E26/DIM 1FB T20 | 8 | 800 | 120 | 90 | 15,000 | 5000 | Glass | Clear | E | Q4 |

MasterClass / CorePro LED G16.5

MasterClass LED G16.5

Ordering, electrical and technical data (Subject to change without notice)



| Product Number | 12NC | Description | Watts (W) | Lumens (lm) | Volts | CRI | Life ² (Hrs) | Color Temp (K) | Material | Finish | Legend | Estimated Release Date |
|---|--------|--------------|-----------|-------------|-------|-----|-------------------------|----------------|----------|---------|--------|------------------------|
| G16.5 25W equivalent lamps dimming | | | | | | | | | | | | |
| W 728 | 549253 | 929002204804 | 2.7 | 250 | 120 | 90 | 15,000 | 2700-2200 | Glass | Clear | A | Q3 |
| W 728 | 549261 | 929002204904 | 2.7 | 250 | 120 | 90 | 15,000 | 2700-2200 | Glass | Clear | B | Q3 |
| G16.5 40W equivalent lamps dimming | | | | | | | | | | | | |
| W 728 | 549287 | 929002205104 | 3.8 | 350 | 120 | 90 | 15,000 | 2700-2200 | Glass | Clear | C | Q3 |
| W 728 | 549279 | 929002205004 | 3.8 | 350 | 120 | 90 | 15,000 | 2700-2200 | Glass | Clear | D | Q3 |
| W 728 | 549311 | 929002205404 | 3.8 | 350 | 120 | 90 | 15,000 | 2700-2200 | Glass | Frosted | E | Q3 |
| G16.5 60W equivalent lamps dimming | | | | | | | | | | | | |
| W 728 | 549303 | 929002205304 | 5.5 | 500 | 120 | 90 | 15,000 | 2700-2200 | Glass | Clear | C | Q3 |
| W 728 | 549295 | 929002205204 | 5.5 | 500 | 120 | 90 | 15,000 | 2700-2200 | Glass | Clear | E | Q3 |

CorePro LED G16.5

Ordering, electrical and technical data (Subject to change without notice)

| Product Number | 12NC | Description | Watts (W) | Lumens (lm) | Volts | CRI | Life ² (Hrs) | Color Temp (K) | Material | Finish | Legend | Estimated Release Date |
|---|--------|--------------|-----------|-------------|-------|-----|-------------------------|----------------|----------|--------|--------|------------------------|
| G16.5 25W equivalent lamps dimming | | | | | | | | | | | | |
| W 728 | 537597 | 929001951353 | 4.5 | 300 | 120 | 80 | 15,000 | 2000 | Glass | Amber | G | |
| W | 543157 | 929002001403 | 3 | 100 | 120 | 80 | 15,000 | 4000 | Glass | Smokey | H | |

MasterClass LED candles












Philips LED dimmable candles and decorative lamps incorporate a revolutionary new shaped prism that allows the optics to radiate brilliant, clear and sparkling white LED light. The light quality provides consistent color from every angle – even when dimmed in the most intimate of light levels.

- Lowers maintenance costs by reducing re-lamp frequency
- Contains no mercury
- Up to 90 CRI options available

MasterClass LED decorative

Ordering, electrical and technical data (Subject to change without notice)



| Product Number | 12NC | Description | Watts (W) | Lumens (lm) | Volts | CRI | Life ² (Hrs) | Color Temp (K) | Material | Finish | Legend | Estimated Release Date |
|--|--------------|--|-----------|-------------|-------|-----|-------------------------|----------------|----------|--------|--------|------------------------|
| Candles 25W equivalent lamps dimming | | | | | | | | | | | | |
| W  549329 | 929002204404 | 2B11/PER/927-922/CL/G/E12/WGX1FB T20 | 2 | 180 | 120 | 90 | 15,000 | 2700-2200 | Glass | Clear | A | Q3 |
| W  549246 | 929002204304 | 2BA11/PER/927-922/CL/G/E12/WGX 1FB T20 | 2 | 180 | 120 | 90 | 15,000 | 2700-2200 | Glass | Clear | B | Q3 |
| Candles 40W equivalent lamps dimming | | | | | | | | | | | | |
| W  549568 | 929001969404 | 3.3B11/PER/927-922/CL/G/E12/WGX 1FB T20 | 3.3 | 300 | 120 | 90 | 15,000 | 2700-2200 | Glass | Clear | A | Q3 |
| W  549584 | 929002047204 | 3.3B11/PER/927-922/CL/G/E26/WGX1FB T20 | 3.3 | 300 | 120 | 90 | 15,000 | 2700-2200 | Glass | Clear | C | Q3 |
| W  549543 | 929001969204 | 3.3BA11/PER/927-922/CL/G/E12/WGX 1FB T20 | 3.3 | 300 | 120 | 90 | 15,000 | 2700-2200 | Glass | Clear | B | Q3 |
| W  549550 | 929001969304 | 3.3BA11/PER/927-922/CL/G/E26/WGX 1FB T20 | 3.3 | 300 | 120 | 90 | 15,000 | 2700-2200 | Glass | Clear | D | Q3 |
| Candles 60W equivalent lamps dimming | | | | | | | | | | | | |
| W  549337 | 929002204504 | 5.5B11/PER/927-922/CL/G/E12/WGX 1FB T20 | 5.5 | 500 | 120 | 90 | 15,000 | 2700-2200 | Glass | Clear | G | Q3 |
| W  549345 | 929002204604 | 5.5B11/PER/927-922/CL/G/E26/WGX 1FB T20 | 5.5 | 500 | 120 | 90 | 15,000 | 2700-2200 | Glass | Clear | E | Q3 |
| W  550250 | 929002051304 | 5.5BA11/PER/927-922/CL/G/E12/WGX 1FB T20 | 5.5 | 500 | 120 | 90 | 15,000 | 2700-2200 | Glass | Clear | B | Q3 |
| W  549576 | 929001970104 | 5.5BA11/PER/927-922/CL/G/E26/WGX 1FB T20 | 5.5 | 500 | 120 | 90 | 15,000 | 2700-2200 | Glass | Clear | D | Q3 |
| W  547959 | 929002091503 | 5.5F15/PER/927-922/CL/G/E26/WGX 1BC | 5.5 | 500 | 120 | 90 | 15,000 | 2700-2200 | Glass | Clear | F | |

CorePro LED candles



















CorePro LED candles and decorative lamps are ideal for locations that need the little bit of sparkle.

- Huge energy savings when compared to incandescent

CorePro LED decorative

Ordering, electrical and technical data (Subject to change without notice)



| Product Number | 12NC | Description | Watts (W) | Lumens (lm) | Volts | CRI | Life ² (Hrs) | Color Temp (K) | Material | Finish | Legend | Estimated Release Date |
|--|--------------|---|-----------|-------------|-------|-----|-------------------------|----------------|----------|--------|--------|------------------------|
| Candles 15W equivalent lamps dimming | | | | | | | | | | | | |
| W 543181 | 929002001303 | 3B11/MOD/840/E12/CL/GL/DIM 8/1BC | 3 | 100 | 120 | 80 | 15,000 | 4000 | Glass | Smokey | A | |
| W 543173 | 929002001203 | 3BA11/MOD/840/E12/CL/GL/DIM 8/1BC | 3 | 100 | 120 | 80 | 15,000 | 4000 | Glass | Smokey | B | |
| Candles 40W equivalent lamps dimming | | | | | | | | | | | | |
| W  537621 | 929001951453 | 4.5B11/VIN/820/E12/CL/GL/DIM 8/1BC T20 | 4.5 | 300 | 120 | 80 | 15,000 | 2000 | Glass | Amber | C | |
| W  537613 | 929001951153 | 4.5BA11/VIN/820/E12/CL/GL/DIM 4/1BC T20 | 4.5 | 300 | 120 | 80 | 15,000 | 2000 | Glass | Amber | D | |
| W   549147 | 929002205904 | 3.3B11/PER/950/CL/G/E12/DIM 1FBT20 | 3.3 | 300 | 120 | 90 | 15,000 | 5000 | Glass | Clear | E | Q4 |
| W   549154 | 929002206004 | 3.3B11/PER/950/CL/G/E26/DIM 1FBT20 | 3.3 | 300 | 120 | 90 | 15,000 | 5000 | Glass | Clear | F | Q4 |
| W   549121 | 929002205704 | 3.3BA11/PER/950/CL/G/E12/DIM 1FB T20 | 3.3 | 300 | 120 | 90 | 15,000 | 5000 | Glass | Clear | G | Q4 |
| W   549139 | 929002205804 | 3.3BA11/PER/950/CL/G/E26/DIM 1FB T20 | 3.3 | 300 | 120 | 90 | 15,000 | 5000 | Glass | Clear | H | Q4 |
| Candles 60W equivalent lamps dimming | | | | | | | | | | | | |
| W   549410 | 929002206304 | 5.5B11/PER/950/CL/G/E12/DIM 1FBT20 | 5.5 | 500 | 120 | 90 | 15,000 | 5000 | Glass | Clear | I | Q4 |
| W   549428 | 929002206404 | 5.5B11/PER/950/CL/G/E26/DIM 1FBT20 | 5.5 | 500 | 120 | 90 | 15,000 | 5000 | Glass | Clear | J | Q4 |
| W   549162 | 929002206104 | 5.5BA11/PER/950/CL/G/E12/DIM 1FB T20 | 5.5 | 500 | 120 | 90 | 15,000 | 5000 | Glass | Clear | K | Q4 |
| W   549170 | 929002206204 | 5.5BA11/PER/950/CL/G/E26/DIM 1FB T20 | 5.5 | 500 | 120 | 90 | 15,000 | 5000 | Glass | Clear | L | Q4 |

MasterClass LED G25 globes

Philips LED dimmable candles and decorative lamps incorporate a revolutionary new shaped prism that allows the optics to radiate brilliant, clear and sparkling white LED light. The light quality provides consistent color from every angle – even when dimmed in the most intimate of light levels.

- Lowers maintenance costs by reducing re-lamp frequency
- Contains no mercury
- Up to 90 CRI options available

MasterClass LED G25 globes

Ordering, electrical and technical data (Subject to change without notice)



| Product Number | 12NC | Description | Watts (W) | Lumens (lm) | Volts | CRI | Life ² (Hrs) | Color Temp (K) | Material | Finish | Legend | Estimated Release Date |
|-------------------------------------|--------|--------------|--|-------------|-------|-----|-------------------------|----------------|-----------|--------|---------|------------------------|
| 25W equivalent lamps dimming | | | | | | | | | | | | |
| W T20 | 549352 | 929002204704 | 2.7G25/PER/927-922/CL/G/E26/WGX1FB T20 | 2.7 | 250 | 120 | 90 | 15,000 | 2700-2200 | Glass | Clear | A |
| W T20 | 549360 | 929002208004 | 2.7G25/PER/927-922/FR/G/E26/WGX1FB T20 | 2.7 | 250 | 120 | 90 | 15,000 | 2700-2200 | Glass | Frosted | B |
| 40W equivalent lamps dimming | | | | | | | | | | | | |
| W T20 | 549501 | 929001969704 | 3.8G25/PER/927-922/CL/G/E26/WGX1FB T20 | 3.8 | 350 | 120 | 90 | 15,000 | 2700-2200 | Glass | Clear | A |
| W T20 | 549527 | 929001969904 | 3.8G25/PER/927-922/FR/G/E26/WGX1FB T20 | 3.8 | 350 | 120 | 90 | 15,000 | 2700-2200 | Glass | Frosted | B |
| 60W equivalent lamps dimming | | | | | | | | | | | | |
| W T20 | 549519 | 929001969804 | 5.5G25/PER/927-922/CL/G/E26/WGX1FB T20 | 5.5 | 500 | 120 | 90 | 15,000 | 2700-2200 | Glass | Clear | C |
| W T20 | 549535 | 929001970004 | 5.5G25/PER/927-922/FR/G/E26/WGX1FB T20 | 5.5 | 500 | 120 | 90 | 15,000 | 2700-2200 | Glass | Frosted | B |


CorePro LED G25 globes

CorePro LED candles and decorative lamps are ideal for locations that need the little bit of sparkle.

- Huge energy savings when compared to incandescent

CorePro LED G25 globes

Ordering, electrical and technical data (Subject to change without notice)



| Product Number | 12NC | Description | Watts (W) | Lumens (lm) | Volts | CRI | Life ² (Hrs) | Color Temp (K) | Material | Finish | Legend | Estimated Release Date |
|---|--------------|--|-----------|-------------|-------|-----|-------------------------|----------------|----------|---------|--------|------------------------|
| 25W equivalent lamps dimming | | | | | | | | | | | | |
| W 543124 | 929002000803 | 4G25/MOD/840/E26/CL/GL/DIM 4/1BC | 4 | 150 | 120 | 80 | 15,000 | 4000 | Glass | Smokey | A | |
| 40W equivalent lamps dimming | | | | | | | | | | | | |
| W 537589 | 929001951253 | 4.5G25/VIN/820/E26/CL/GL/DIM 4/1BC T20 | 4.5 | 300 | 120 | 80 | 15,000 | 2000 | Glass | Clear | B | |
| W 549188 | 929002206704 | 3.8G25/PER/950/CL/G/E26/DIM 1FBT20 | 3.8 | 350 | 120 | 90 | 15,000 | 5000 | Glass | Clear | E | Q4 |
| W 549204 | 929002206904 | 3.8G25/PER/950/FR/G/E26/DIM 1FBT20 | 3.8 | 350 | 120 | 90 | 15,000 | 5000 | Glass | Frosted | C | Q4 |
| 40W equivalent lamps non-dimming | | | | | | | | | | | | |
| W 465880 | 929001267504 | 6.5G25/LED/827/ND 120V 1PK | 6.5 | 500 | 120 | 80 | 15,000 | 2700 | Plastic | Frosted | D | |
| 60W equivalent lamps dimming | | | | | | | | | | | | |
| W 549196 | 929002206804 | 5.5G25/PER/950/CL/G/E26/DIM 1FBT20 | 5.5 | 500 | 120 | 90 | 15,000 | 5000 | Glass | Clear | F | Q4 |
| W 549212 | 929002207004 | 5.5G25/PER/950/FR/G/E26/DIM 1FBT20 | 5.5 | 500 | 120 | 90 | 15,000 | 5000 | Glass | Frosted | C | Q4 |

MasterClass designer decorative LED lamps

Philips designer decorative LED lamps transform your home with a perfect blend of warm white light or a modern, cool lighting experience. With very long lifetime, up to 90% energy savings, this lamp as a fixture approach, will also evenly distribute light with trendy and stylish charm for a welcoming space.

- Long lifetime that reduces the need for replacement
- Easy replacement of classic conventional lamps
- Perfect fit and high quality finishing
- Increased energy savings when compared to traditional incandescent lamps

MasterClass designer decorative LED lamps

Ordering, electrical and technical data (Subject to change without notice)



| Product Number | T2NC | Description | Watts (W) | Lumens (lm) | Volts | CRI | Life* (Hrs) | Color Temp (K) | Material | Finish | Legend | Estimated Release Date |
|-----------------|--------------|--|-----------|-------------|-------|-----|-------------|----------------|----------|--------|--------|------------------------|
| W 537571 | 929001951053 | 5ST19/VIN/820/E26/CL/GL/DIM 4/1BC T20 | 5 | 350 | 120 | 80 | 15,000 | 2000 | Glass | Clear | A | |
| W 543140 | 929002001003 | 4ST19/MOD/840/E26/CL/GL/DIM 4/1BC | 4 | 150 | 120 | 80 | 15,000 | 4000 | Glass | Smokey | B | |
| W 557504 | 929002296104 | 5.5ST19/PER/950/CL/G/E26/DIM 1FB T20 | 5.5 | 800 | 120 | 90 | 15,000 | 5000 | Glass | Clear | TBD | |
| W 557454 | 929002296004 | 5.5ST19/PER/927-922/CL/G/E26/WGX T20 | 5.5 | 800 | 120 | 90 | 15,000 | 2700-2200 | Glass | Clear | TBD | |
| W 537605 | 929001951553 | 4.5T10/VIN/820/E26/CL/GL/DIM 4/1BC T20 | 4.5 | 300 | 120 | 80 | 15,000 | 2000 | Glass | Amber | C | |
| W 543132 | 929002000903 | 4T10/MOD/840/E26/CL/GL/DIM 4/1BC | 4 | 150 | 120 | 80 | 15,000 | 4000 | Glass | Smokey | D | |
| W 536284 | 929001936503 | 7.5T20/VIN/820/CL/G/DIM 2/1CT | 7.5 | 400 | 120 | 80 | 15,000 | 2000 | Glass | Amber | G | |
| W 536318 | 929001936803 | 7.5T20/modern/840/CL/G/DIM 2/1CT | 7.5 | 250 | 120 | 80 | 15,000 | 4000 | Glass | Smokey | J | |
| W 536276 | 929001936403 | 7.5A50/VIN/820/CL/G/DIM 2/1CT | 7.5 | 400 | 120 | 80 | 15,000 | 2000 | Glass | Amber | F | |
| W 539676 | 929001936495 | 7.5A50/VIN/820/CL/G/D+CORD VIN | 7.5 | 400 | 120 | 80 | 15,000 | 2000 | Glass | Amber | F+L | |
| W 536300 | 929001936703 | 7.5A50/modern/840/CL/G/DIM 2/1CT | 7.5 | 250 | 120 | 80 | 15,000 | 4000 | Glass | Smokey | I | |
| W 536268 | 929001936303 | 7.5G63/VIN/820/CL/G/DIM 2/1CT | 7.5 | 400 | 120 | 80 | 15,000 | 2000 | Glass | Amber | E | |
| W 536292 | 929001936603 | 7.5G63/modern/840/CL/G/DIM 2/1CT | 7.5 | 250 | 120 | 80 | 15,000 | 4000 | Glass | Smokey | H | |
| W 539692 | 929001936695 | 7.5G63/modern/840/CL/G/D+CORD black | 7.5 | 250 | 120 | 80 | 15,000 | 4000 | Glass | Smokey | H+K | |

MasterClass LED UFO lamps

Philips LED UFO decorative lamps are perfect for those applications where you need light and only have a socket to work with. Highly efficient and a modern aesthetic for locations with low ceilings or ornamental areas.

- Lowers maintenance costs by reducing re-lamp frequency
- Contains no mercury
- Rugged plastic design
- Less glare through increased surface space

MasterClass LED UFO lamps

Ordering, electrical and technical data (Subject to change without notice)



| Product Number | 12NC | Description | Watts (W) | Lumens (lm) | Volts | CRI | Life ² (Hrs) | Color Temp (K) | Legend | Estimated Release Date |
|----------------|--------------|-----------------------------|-----------|-------------|-------|-----|-------------------------|----------------|--------|------------------------|
| D 545110 | 929002010605 | 16UFO/LED/865/FR/P/ND 6/1FB | 16 | 1150 | 120 | 80 | 15,000 | 6500 | A | Q2 |
| D 545137 | 929002010805 | 26UFO/LED/865/FR/P/ND 6/1FB | 26 | 2050 | 120 | 80 | 15,000 | 6500 | B | Q2 |



MasterClass LED specialty lamps

Philips designer decorative LED lamps transform your home with a perfect blend of warm white light or a modern, cool lighting experience. With very long lifetime, up to 90% energy savings, this lamp as a fixture approach, will also evenly distribute light with trendy and stylish charm for a welcoming space.

- Long lifetime that reduces the need for replacement
- Easy replacement of classic conventional lamps
- Perfect fit and high quality finishing
- Increased energy savings when compared to traditional incandescent replaced by halogen

MasterClass LED specialty lamps

Ordering, electrical and technical data (Subject to change without notice)



| | Product Number | 12NC | Description | Bulb | Base | Watts (W) | Lumens (lm) | Volts | CRI | Life ² (Hrs) | Color Temp (K) | Dimming | Legend | Replacement Wattage |
|------------------------------|----------------|--------------|---------------------------------|------|---------------|-----------|-------------|-------|-----|-------------------------|----------------|---------|--------|---------------------|
| D E T20 | 477166 | 929001844003 | 1T3/LED/830/G4/ND/12V 6/1BC | T3 | G4 | 1 | 100 | 12 | 80 | 15,000 | 3000 | N | A | 10 |
| D E T20 | 477174 | 929001844203 | 2T3/LED/830/G4/ND 12V 6/1BC | T3 | G4 | 2 | 200 | 12 | 80 | 15,000 | 3000 | N | B | 20 |
| D E T20 | 477240 | 929001844425 | 2T3/PER/830/ND/GY6.35/12V 6/1BC | T3 | GY6.35 | 2 | 200 | 12 | 80 | 15,000 | 3000 | N | C | 20 |
| D E T20 | 477208 | 929001840625 | 2.2T3/PER/830/ND/G8/120V 6/1 | T4 | G8 | 2.2 | 200 | 120 | 80 | 15,000 | 3000 | N | D | 20 |
| D E T20 | 465138 | 929001266825 | 3T3/PER/830/ND/G9/120V 6/1BC | T3 | G9 | 3 | 250 | 120 | 80 | 15,000 | 3000 | N | E | 25 |
| D E T20 | 534263 | 929001840835 | 3.6T3/PER/830/ND/G9/120V 6/1BC | T3 | G9 | 3.6 | 370 | 120 | 80 | 15,000 | 3000 | N | F | 40 |
| D E T20 | 463448 | 929001236903 | 1.2T5/SPC/830/ND/12V/BC/2PK 6/2 | T5 | Wedge | 1.2 | 120 | 12 | 80 | 15,000 | 3000 | N | G | 7 |
| D E T20 | 475418 | 929001237036 | 2T5/LED/830/ND/12V 6/2BC | T5 | Wedge | 2 | 200 | 12 | 80 | 15,000 | 3000 | N | H | 18 |
| D T20 | 471946 | 929001357525 | 7.5R7S/PER/830/ND/120V 4/1BC | T3 | Double end R7 | 7.5 | 800 | 120 | 80 | 15,000 | 3000 | N | I | 100 |
| D T20 | 471952 | 929001373325 | 14R7S/PER/830/ND/120V 4/1BC | T3 | Double end R7 | 14 | 1500 | 120 | 80 | 15,000 | 3000 | N | J | 200 |
| D T20 | 462977 | 929001224603 | BC0.5C7/LED/827/E12/ND 120V 2pk | C7 | E12 | 0.5 | 30 | 120 | 80 | 15,000 | 2700 | N | K | 7 |

HID replacement

MasterClass TrueForce street and area

Now there is a cost-effective alternative that makes it easy to upgrade urban lighting to LED.

Philips TrueForce ensures a perfect fit with existing modern and traditional luminaires. It's the simplest way to upgrade to LED while keeping your initial investment low.

- Energy savings up to 75% when compared to traditional HID lamps
- Reliable lifetime up to 50,000 hours²
- Right lamp size and lighting distribution for direct retrofit with a peace of mind
- Direct LED replacement solution without changing the fixture
- Optically efficient, emits light towards usage direction
- Pleasant white light with CRI 70

MasterClass street and area

Ordering, electrical and technical data (Subject to change without notice)



| Product Number | Model Number | Ordering Code | Volts | Watts (W) | Base | CRI | Color Temp (K) | Life ² (Hrs) | Lumens (lm) | DLC ID | Case Qty | Beam Angle |
|---|--------------|--------------------------------------|---------|-----------|------|-----|----------------|-------------------------|-------------|-------------|----------|------------|
| MasterClass Street and Area Type B | | | | | | | | | | | | |
| 47357-9 | 9290013962 | 26ED23.5/LED/730/ND 120-277V G2 4/1 | 120-277 | 26 | E26 | 70 | 3000 | 50,000 | 3000 | No Category | 4 | 360 |
| 47358-7 | 9290013963 | 26ED23.5/LED/740/ND 120-277V G2 4/1 | 120-277 | 26 | E26 | 70 | 4000 | 50,000 | 3000 | No Category | 4 | 360 |
| 47359-5 | 9290013964 | 26ED23.5/LED/727/ND 120-277V G2 4/1 | 120-277 | 26 | E26 | 70 | 2700 | 50,000 | 2800 | No Category | 4 | 360 |
| 47605-1 | 9290018185 | 38ED28/LED/740/ND 120-277V G2 CT 4/1 | 120-277 | 38 | E39 | 70 | 4000 | 50,000 | 5000 | POUM7BRO | 4 | 360 |
| 47604-4 | 9290018184 | 38ED28/LED/730/ND 120-277V G2 CT 4/1 | 120-277 | 38 | E39 | 70 | 3000 | 50,000 | 5000 | P16M93DF | 4 | 360 |
| 47355-3 | 9290013960 | 38ED28/LED/727/ND 120-277V G2 CT 4/1 | 120-277 | 38 | E26 | 70 | 2700 | 50,000 | 5000 | PBQHDCLT | 4 | 360 |
| 47361-1 | 9290013966 | 35ED23.5/LED/740/ND 120-277V G2 4/1 | 120-277 | 35 | E39 | 70 | 4000 | 50,000 | 5000 | KKLAFS | 4 | 360 |
| 47360-3 | 9290013965 | 35ED23.5/LED/730/ND 120-277V G2 4/1 | 120-277 | 35 | E39 | 70 | 3000 | 50,000 | 5000 | KKLAFS | 4 | 360 |
| 47362-9 | 9290013967 | 35ED23.5/LED/727/ND 120-277V G2 4/1 | 120-277 | 35 | E39 | 70 | 2700 | 50,000 | 4800 | KKLAFS | 4 | 360 |
| 47364-5 | 9290013969 | 55ED28/LED/740/ND 120-277V G2 4/1 | 120-277 | 55 | E39 | 70 | 4000 | 50,000 | 8000 | P9AHPGGS | 4 | 360 |
| 47363-7 | 9290013968 | 55ED28/LED/730/ND 120-277V G2 4/1 | 120-277 | 55 | E39 | 70 | 3000 | 50,000 | 8000 | PXM6WWPQ | 4 | 360 |
| 47365-2 | 9290013970 | 55ED28/LED/727/ND 120-277V G2 4/1 | 120-277 | 55 | E39 | 70 | 2700 | 50,000 | 8000 | PVO6NVR7 | 4 | 360 |

MasterClass TrueForce high bay

Ideal for HPI/SON/HPL LED replacement in High Bay application.

Philips TrueForce LED Industrial and Retail lamps give you a quick and easy payback solution to replace HID lamps in High Bay application. The solution gives you the LED benefits of energy efficiency and long-lifetime, plus they come with a low initial investment. With unique lamp design and compatibility, you have the choice of plug and play (Type A) or ballast bypass (Type B) lamps covering 250W to 400W HID replacements. Multiple beam angle options and high color rendering enhance the lighting distribution while creating a comfortable, safe and high productivity environment.

- Instant upgrade and easy to install — less time consuming and safer working at height
- Great payback (<2 years) and extended energy savings of 65% vs. existing conventional systems
- Low initial investment
- Available in either Plug-and-play (Type A) or ballast bypass (Type B).

MasterClass high bay

Ordering, electrical and technical data (Subject to change without notice)



| Product Number | Model Number | Ordering Code | Volts | Watts (W) | Base | CRI | Color Temp (K) | Life ² (Hrs) | Lumens (lm) | DLC ID | Case Qty | Pallet Qty | Beam Angle | MOL (in.) |
|---------------------------------------|--------------|-------------------------------|-------------------|-----------|------|-----|----------------|-------------------------|-------------|-----------------|----------|------------|------------|-----------|
| MasterClass High Bay HB Type A | | | | | | | | | | | | | | |
| 46560-9 | 9290012648 | 165HB/LED/740/ND NB DL 2/1 | Ballast Dependent | 165 | EX39 | 70 | 4000 | 50,000 | 20,000 | No DLC Category | 2 | 64 | 60 | 0 |
| 46562-5 | 9290012650 | 165HB/LED/740/ND WB DL 2/1 | Ballast Dependent | 165 | EX39 | 70 | 4000 | 50,000 | 20,000 | No DLC Category | 2 | 64 | 120 | 0 |
| 46565-8 | 9290012653 | 165HB/LED/840/ND NB UDL 2/1 | Ballast Dependent | 165 | EX39 | 80 | 4000 | 50,000 | 19,000 | No DLC Category | 2 | 64 | 60 | 0 |
| 46567-4 | 9290012655 | 165HB/LED/840/ND WB UDL 2/1 | Ballast Dependent | 165 | EX39 | 80 | 4000 | 50,000 | 19,000 | No DLC Category | 2 | 64 | 120 | 0 |
| MasterClass High Bay HB Type B | | | | | | | | | | | | | | |
| 47799-1 | 9290018513 | 100HB/LED/740/ND NB DL BB 2/1 | 120-277 | 100 | EX39 | 70 | 4000 | 50,000 | 12,000 | PRPL5172 | 2 | 64 | 60 | 5.51 |
| 47800-8 | 9290018514 | 100HB/LED/740/ND WB DL BB 2/1 | 120-277 | 100 | EX39 | 70 | 4000 | 50,000 | 12,000 | PEQBLTTC | 2 | 64 | 120 | 5.51 |
| 47803-2 | 9290018517 | 100HB/LED/750/ND NB DL BB 2/1 | 120-277 | 100 | EX39 | 70 | 5000 | 50,000 | 12,000 | PKJ5F5BX | 2 | 64 | 60 | 5.51 |
| 47804-0 | 9290018518 | 100HB/LED/750/ND WB DL BB 2/1 | 120-277 | 100 | EX39 | 70 | 5000 | 50,000 | 12,000 | PEM5KAQT | 2 | 64 | 120 | 5.51 |
| 47807-3 | 9290018521 | 125HB/LED/740/ND NB DL BB 2/1 | 120-277 | 125 | EX39 | 70 | 4000 | 50,000 | 16,000 | PLJERZGI | 2 | 64 | 60 | 5.51 |
| 47808-1 | 9290018522 | 125HB/LED/740/ND WB DL BB 2/1 | 120-277 | 125 | EX39 | 70 | 4000 | 50,000 | 16,000 | RRRURX | 2 | 64 | 120 | 5.51 |
| 47811-5 | 9290018525 | 125HB/LED/750/ND NB DL BB 2/1 | 120-277 | 125 | EX39 | 70 | 5000 | 50,000 | 16,000 | PH1Z4XIL | 2 | 64 | 60 | 5.51 |
| 47812-3 | 9290018526 | 125HB/LED/750/ND WB DL BB 2/1 | 120-277 | 125 | EX39 | 70 | 5000 | 50,000 | 16,000 | RRRURX | 2 | 64 | 120 | 5.51 |
| 47815-6 | 9290018529 | 150HB/LED/740/ND NB DL BB 2/1 | 120-277 | 150 | EX39 | 70 | 4000 | 50,000 | 20,000 | RRRURW | 2 | 64 | 60 | 5.51 |
| 47816-4 | 9290018530 | 150HB/LED/740/ND WB DL BB 2/1 | 120-277 | 150 | EX39 | 70 | 4000 | 50,000 | 20,000 | RRRURV | 2 | 64 | 120 | 5.51 |
| 47819-8 | 9290018533 | 150HB/LED/750/ND NB DL BB 2/1 | 120-277 | 150 | EX39 | 70 | 5000 | 50,000 | 20,000 | RRRURW | 2 | 64 | 60 | 5.51 |
| 47820-6 | 9290018534 | 150HB/LED/750/ND WB DL BB 2/1 | 120-277 | 150 | EX39 | 70 | 5000 | 50,000 | 20,000 | RRRURV | 2 | 64 | 120 | 5.51 |

CorePro high bay

CorePro high bay type B

Ordering, electrical and technical data (Subject to change without notice)



| Product Number | Model Number | Ordering Code | Volts | Watts (W) | Base | CRI | Color Temp (K) | Life ² (Hrs) | Lumens (lm) | Case Qty | Pallet Qty | Beam Angle |
|--------------------------------|--------------|------------------------|---------|-----------|------|-----|----------------|-------------------------|-------------|----------|------------|------------|
| CorePro High Bay Type B | | | | | | | | | | | | |
| 54191-2 | 929001989604 | 25HB/LED/830/ND FB 6/1 | 120 | 25 | E26 | 80 | 3000 | 25,000 | 2650 | 6 | 264 | 200 |
| 54192-0 | 929001989704 | 38HB/LED/830/ND FB 6/1 | 120 | 38 | E26 | 80 | 3000 | 25,000 | 3500 | 6 | 144 | 200 |
| 54193-8 | 929001989804 | 45HB/LED/830/ND FB 6/1 | 120 | 45 | E26 | 80 | 3000 | 25,000 | 4500 | 6 | 108 | 200 |
| 54195-0 | 929001990004 | 25HB/LED/850/ND FB 6/1 | 120 | 25 | E26 | 80 | 5000 | 25,000 | 2800 | 6 | 264 | 200 |
| 54196-0 | 929001990104 | 38HB/LED/850/ND FB 6/1 | 120 | 38 | E26 | 80 | 5000 | 25,000 | 3800 | 6 | 144 | 200 |
| 54197-8 | 929001990204 | 45HB/LED/850/ND FB 6/1 | 120 | 45 | E26 | 80 | 5000 | 25,000 | 4800 | 6 | 108 | 200 |
| 54306-6 | 929001999104 | 25HB/LED/840/ND FB 6/1 | 120 | 25 | E26 | 80 | 4000 | 25,000 | 2800 | 6 | 264 | 200 |
| 54307-4 | 929001999204 | 38HB/LED/840/ND FB 6/1 | 120 | 38 | E26 | 80 | 4000 | 25,000 | 3800 | 6 | 144 | 200 |
| 54308-2 | 929001999304 | 45HB/LED/840/ND FB 6/1 | 120 | 45 | E26 | 80 | 4000 | 25,000 | 4800 | 6 | 108 | 200 |
| 54229-0 | 929001990304 | 65HB/LED/850/ND FB 4/1 | 120-277 | 65 | EX39 | 80 | 5000 | 25,000 | 7000 | 4 | 192 | 240 |
| 54231-6 | 929001990504 | 75HB/LED/850/ND FB 4/1 | 120-277 | 75 | EX39 | 80 | 5000 | 25,000 | 8500 | 4 | 192 | 240 |
| 54230-8 | 929001993004 | 65HB/LED/840/ND FB 4/1 | 120-277 | 65 | EX39 | 80 | 4000 | 25,000 | 7000 | 4 | 192 | 240 |
| 54232-4 | 929001993104 | 75HB/LED/840/ND FB 4/1 | 120-277 | 75 | EX39 | 80 | 4000 | 25,000 | 8500 | 4 | 192 | 240 |



Footnotes on page 4.

CorePro Corn Cob lamps

Maximize energy savings at an affordable price

Philips CorePro LED Corn Cob high lumen lamps replace conventional metal halide & high pressure sodium lamps, making it hassle-free to retrofit and maximize efficiency. These omni-directional ballast-bypass lamps offer an ideal & affordable way to upgrade existing HID fixtures to the latest LED technology.

- Up to 70% energy savings¹⁰
- Long life lowers maintenance costs by reducing re-lamp frequency
- Type B lamps allow installer to bypass the ballast and reduce maintenance costs
- Offered in both mogul based and medium based options
- Suitable for both enclosed and open fixtures
- Mogul based lamps are DLC rated
- UL damp rated (UL1993 + UL1598C)
- All are Type B - Ballast bypass
- Built-in surge protection¹¹
- Passive cooling
- Available in 3 color temperatures (CCT): 2700K, 3000K or 4000K
- Universal burn for 27W, 36W, 54W & 63W. Base up/base down operation for 100W/120W.
- 5-year limited warranty depending upon operating hours³



CorePro Corn Cob lamps

Ordering, electrical and technical data (Subject to change without notice)



| Product Number | Model Number | Ordering Code | Volts | Watts (W) | Base | CRI | Color Temp (K) | Life ² (Hrs) | Lumens (lm) | Pallet Qty |
|------------------------------|--------------|------------------------------|---------|-----------|------|-----|----------------|-------------------------|-------------|------------|
| Fits in a 70W socket | | | | | | | | | | |
| D E 553297 | 929002250304 | 27CC/LED/830/ND E26 BB 12/1 | 120-277 | 27 | E26 | 80 | 3000 | 50,000 | 3500 | 384 |
| D E 553305 | 929002250404 | 27CC/LED/840/ND E26 BB 12/1 | 120-277 | 27 | E26 | 80 | 4000 | 50,000 | 3600 | 384 |
| D E 553313 | 929002250504 | 27CC/LED/850/ND E26 BB 12/1 | 120-277 | 27 | E26 | 80 | 5000 | 50,000 | 3600 | 384 |
| D E 553321 | 929002250604 | 27CC/LED/830/ND EX39 BB 12/1 | 120-277 | 27 | EX39 | 80 | 3000 | 50,000 | 3500 | 384 |
| D E 553339 | 929002250704 | 27CC/LED/840/ND EX39 BB 12/1 | 120-277 | 27 | EX39 | 80 | 4000 | 50,000 | 3600 | 384 |
| D E 553347 | 929002250804 | 27CC/LED/850/ND EX39 BB 12/1 | 120-277 | 27 | EX39 | 80 | 5000 | 50,000 | 3600 | 384 |
| Fits in a 100W socket | | | | | | | | | | |
| D E 553354 | 929002250904 | 36CC/LED/830/ND E26 BB 12/1 | 120-277 | 36 | E26 | 80 | 3000 | 50,000 | 4700 | 384 |
| D E 553362 | 929002251004 | 36CC/LED/840/ND E26 BB 12/1 | 120-277 | 36 | E26 | 80 | 4000 | 50,000 | 5000 | 384 |
| D E 553370 | 929002251104 | 36CC/LED/850/ND E26 BB 12/1 | 120-277 | 36 | E26 | 80 | 5000 | 50,000 | 5000 | 384 |
| D E 553388 | 929002251204 | 36CC/LED/830/ND EX39 BB 12/1 | 120-277 | 36 | EX39 | 80 | 3000 | 50,000 | 4700 | 384 |
| D E 553396 | 929002251304 | 36CC/LED/840/ND EX39 BB 12/1 | 120-277 | 36 | EX39 | 80 | 4000 | 50,000 | 5000 | 384 |
| D E 553404 | 929002251404 | 36CC/LED/850/ND EX39 BB 12/1 | 120-277 | 36 | EX39 | 80 | 5000 | 50,000 | 5000 | 384 |
| Fits in a 150W socket | | | | | | | | | | |
| D E 553412 | 929002251504 | 54CC/LED/830/ND EX39 BB 12/1 | 120-277 | 54 | EX39 | 80 | 3000 | 50,000 | 7200 | 288 |
| D E 553420 | 929002251604 | 54CC/LED/840/ND EX39 BB 12/1 | 120-277 | 54 | EX39 | 80 | 4000 | 50,000 | 7500 | 288 |
| D E 553438 | 929002251704 | 54CC/LED/850/ND EX39 BB 12/1 | 120-277 | 54 | EX39 | 80 | 5000 | 50,000 | 7500 | 288 |
| Fits in a 175W socket | | | | | | | | | | |
| D E 553446 | 929002251804 | 63CC/LED/830/ND EX39 BB 12/1 | 120-277 | 63 | EX39 | 80 | 3000 | 50,000 | 8400 | 288 |
| D E 553453 | 929002251904 | 63CC/LED/840/ND EX39 BB 12/1 | 120-277 | 63 | EX39 | 80 | 4000 | 50,000 | 8800 | 288 |
| D E 553461 | 929002252004 | 63CC/LED/850/ND EX39 BB 12/1 | 120-277 | 63 | EX39 | 80 | 5000 | 50,000 | 8800 | 288 |
| Fits in a 250W socket | | | | | | | | | | |
| D E 553479 | 929002252104 | 100CC/LED/830/ND EX39 BB 6/1 | 120-277 | 100 | EX39 | 80 | 3000 | 50,000 | 13,000 | 162 |
| D E 553487 | 929002252204 | 100CC/LED/840/ND EX39 BB 6/1 | 120-277 | 100 | EX39 | 80 | 4000 | 50,000 | 13,500 | 162 |
| D E 553495 | 929002252304 | 100CC/LED/850/ND EX39 BB 6/1 | 120-277 | 100 | EX39 | 80 | 5000 | 50,000 | 13,500 | 162 |
| Fits in a 400W socket | | | | | | | | | | |
| D E 553503 | 929002252404 | 120CC/LED/830/ND EX39 BB 6/1 | 120-277 | 120 | EX39 | 80 | 3000 | 50,000 | 15,500 | 162 |
| D E 553511 | 929002252504 | 120CC/LED/840/ND EX39 BB 6/1 | 120-277 | 120 | EX39 | 80 | 4000 | 50,000 | 16,000 | 162 |
| D E 553529 | 929002252604 | 120CC/LED/850/ND EX39 BB 6/1 | 120-277 | 120 | EX39 | 80 | 5000 | 50,000 | 16,000 | 162 |



© 2019 Signify Holding. All rights reserved. The information provided herein is subject to change, without notice. Signify does not give any representation or warranty as to the accuracy or completeness of the information included herein and shall not be liable for any action in reliance thereon. The information presented in this document is not intended as any commercial offer and does not form part of any quotation or contract, unless otherwise agreed by Signify. Philips and the Philips Shield Emblem are registered trademarks of Koninklijke Philips N.V. All other trademarks are owned by Signify Holding or their respective owners.

Signify North America
Corporation
200 Franklin Square Drive
Somerset, NJ 08873
Tel. 855-486-2216

Signify Canada Ltd.
281 Hillmount Rd.
Markham, ON,
Canada L6C 2S3
Tel. 800-668-9008