




MultiOne configuration software Configuring devices has **never been easier**

As customers demand more flexibility and diversity in their lighting solutions, customization is key. With MultiOne you have an intuitive tool that makes configuring devices quick and simple. It works by accessing the features that are already built into our drivers and sensors, so you can quickly adjust the parameters and make last-minute changes to suit different requirements.



MultiOne tools to configure all your components fast and reliably

One of the great benefits of MultiOne is that you can use it to configure and test devices during production. It also combines configurability with diagnostics, so you can check status and do a complete quality analysis on returns from the field. All with one tool that supports the complete range of Philips configurable drivers and components.

For wireless configuration we also have MultiOne SimpleSet. Based on NFC technology, it enables you to configure sensors and Xitanium LED drivers without connecting to mains power.

For easy configuration of LED current only, we've introduced MultiOne Basic. This tool is available on My Technology Portal.

**Download
FREE at**
philips.com/MultiOne

or via
**My Technology
Portal**

Customize lighting for every application

✓ **Configure functions**

- output current
- light output
- start-up time
- end-of-life indication
- diagnostics and energy metering
- SR power supply
- luminaire information.

✓ **Add security**

- module temperature protection
- driver temperature limit
- emergency feature
- OEM write protection.

✓ **Create savings**

- constant light output
- dimming interface
 - 1-10 V dim level
 - AmpDim
 - LumiStep
 - DynaDimmer
 - corridor mode
 - touch and dim.

Sensor and driver technology is changing all the time, so don't forget to keep checking www.philips.com/MultiOne for new features that will keep you ahead of the game.

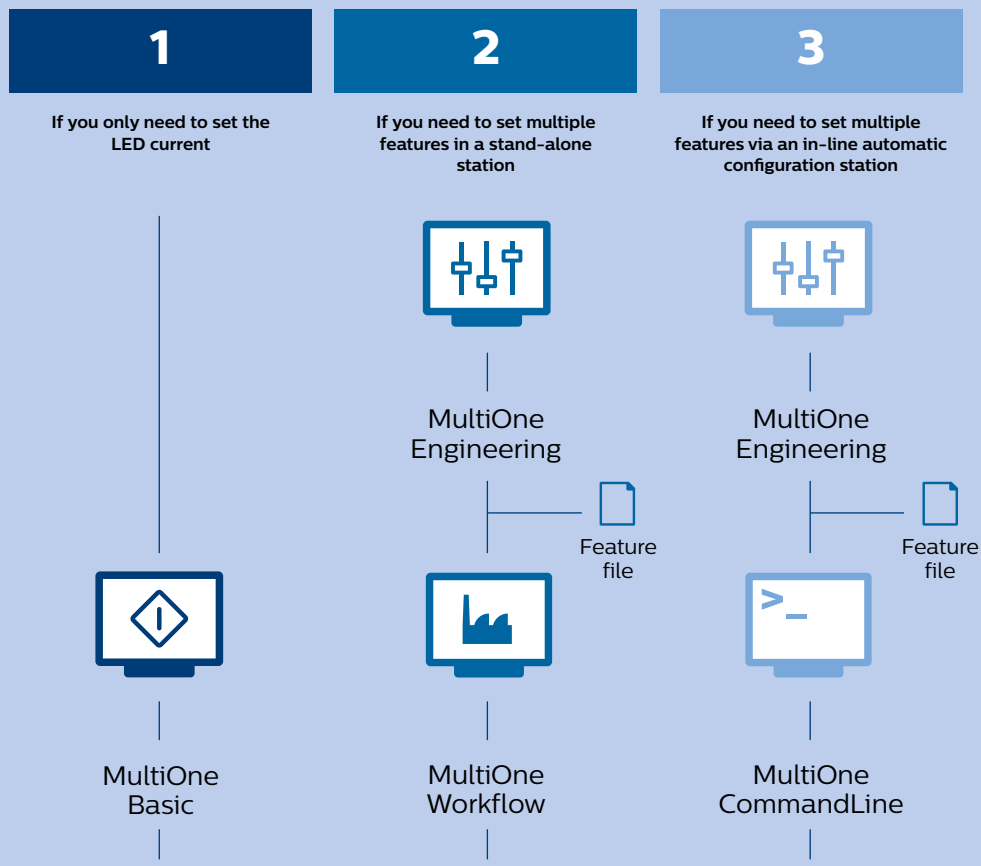
Easy does it

MultiOne. Three simple set-ups

There are three simple set-ups to follow, depending on which parameters and devices you're working with.

MultiOne Basic is a stand-alone solution that offers quick and easy manual configuration of the LED current at any stage of production. MultiOne Engineering creates feature files that can be used with MultiOne Workflow for full configuration in a standalone, manually-operated workstation. And MultiOne CommandLine offers full, automatic configuration of multiple features when integrated into inline stations.

Configuration set-up



Simply configure the current read out settings and ID.

Devices can be configured manually via Workflow. A barcode scanner, label printing and log results can be added as options.

Via CommandLine, MultiOne can be integrated in the in-line tester for automatic configuration.







“Configuring components for lighting applications is easy with MultiOne; it will help you in optimizing your production.”

Ed Bos
Application engineer



MultiOne interfaces

Type of tool	Name	12nc	DALI	SimpleSet	Distance	Basic	Workflow	Command-Line
	LCN8600 Philips MultiOne Interface USB2DALI	913700346703	•		-		•	•
	LCN9610 FEIG MultiOne SimpleSet Interface	929000999406		•	1cm		•	•
	LCN9620 FEIG MultiOne SimpleSet Interface	929000999506		•	1cm	•	•	•
	LCN9630 FEIG MultiOne SimpleSet Interface	929001546306		•	1-20cm	•	•	•

With SimpleSet based on NFC technology it's quick and easy to configure fixtures and devices.

Suitable for:



Office



Retail



Industry



Outdoor

To see just how easy we've made configuration, go to www.mytechnologyportal.philips.com and explore MultiOne.