



Basic Track is a one circuit one neutral track that allows for many additional options.



- Aluminum
- Matte White
- Matte Black

1-3/16" W by 3/4" H

One Circuit
One Neutral

Project: _____

Location: _____


Cat.No: _____

Type: _____

Lamps: _____ Qty: _____

Notes: _____

Basic Ind. Track
6001N (4-foot)
6002N (8-foot)



- Matte White
- Matte Black

Includes Live End, Dead End Cover and hardware.


Basic Joiner
6003N (8-foot)



- Matte White
- Matte Black

Includes concealed Mini-Coupler and hardware.


Basic Plain Track
6004N (45-1/4")
6008N (93-1/4")



- Matte White
- Matte Black

Includes Dead End Cover and hardware.


Floating Canopy kits
6061N 4 1/2" square



- Matte White
- Matte Black

Mounts above track.

End Feed Canopy kits
6060 4 1/2" square



- Matte White
- Matte Black

Mounts above feed connectors.

Power Extension Connector
6046N Basic (BK, WH)



Use opposite Live End to power other track sections when obstructions exist.

Live End Connector
6048N Basic (BK, WH)



Electrifies track from beginning of run (Included in Individual Track).

Mini Coupler (included in joiner)
6049N Basic (BK, WH)



Invisible spline for joining two track units. Not a power feed point.

Light to go

Compatible configurations

Accessory

6001NWH	6004NWH	6046NWH	6060NWH
6001NBK	6004NBK	6046NBK	6060NBK
6002NWH	6008NWH	6048NWH	6061NWH
6002NBK	6008NBK	6048NBK	6061NBK
6003NWH		6049NWH	
6003NBK		6049NBK	

every job matters

