


CHLORIDE

by  Signify

Exit/Emergency

Value+ LED

VLTC Exit/unit combo



Chloride Value+ LED exit/unit combo (VLTC) is an economically oriented combo that features a low profile design and offers a stylish appeal, making it an ideal solution for any general purpose application. The VLTC's compact housing is very small compared to traditional combos and offers excellent performance with its long life LEDs, providing excellent emergency illumination at a reasonable price.

Project: _____
 Location: _____
 Cat.No: _____
 Type: _____
 Lamps: _____ Qty: _____
 Notes: _____

LED exit/unit combo - ordering guide

Model number	Voltage	Letter color	Housing color	LED lamps	Remote capability
VLTCR3R	3.6V	Red	White	2 - 1W	2 - 1W or 1 - 2W heads
VLTCG3R	3.6V	Green	White	2 - 1W	2 - 1W or 1 - 2W heads

Accessories (order separately)

- WG4 - Wire guard

VLT1R



VLT2R



VLL1RGO



VLL2RGO



LED remote lamp heads - ordering guide

Model number	Voltage	Housing color	LED lamps	Application
VLT1R	3.6V	White	1 - 1W	Indoor
VLT2R	3.6V	White	2 - 1W	Indoor
VLL1RGO	3.6V, 6V, 9.6V, or 12V	Gray	1 - 1W	Outdoor
VLL2RGO	3.6V, 6V, 9.6V, or 12V	Gray	2 - 1W	Outdoor

Light to go

Compatible configurations

Product

VLTCR3R

Remote lamp heads

VLT1R
 VLT2R
 VLL1RGO
 VLL2RGO

VLTC Value+ LED exit/unit combo

Economy grade

Specifications

Codes and standards

- UL Listed to Standard 924
- cUL Listed
- NFPA 101 (Life Safety Code)
- NFPA 70 (National Electric Code)
- Suitable for damp locations

Lamps

- VLTC combo (red or green) contains two 3.6VDC - 1W longlife LED lamp sources (6000K)
- Fully adjustable LED lamp heads can provide forward or backward emergency illumination.

Power consumption

- VLTCR/VLTCG (120V) – 3W
- VLTCR/VLTCG (277V)– 3W

Construction

- Thermoplastic (off-white) ABS housing
- UL 94V-O flame rating
- Contractor friendly snap together design
- Pop-out direction chevrons are easily removed
- Extra stencil face plate provided for double face applications
- Wall or ceiling mounted - canopy provided for ceiling and end mount applications
- Back plate keyhole slots are easily removable knockouts for securing to 4" jbox for easy mounting

Battery

- Maintenance-free sealed 3.6V nickel cadmium
- Manual test switch and LED light indicator
- Supplies emergency illumination for a minimum of 90 minutes
- Operating temperature range: 10°C (50°F) to 40°C (104°F)

Electronics

- 120/277VAC, 60Hz dual voltage selectable input
- Surge protected, solid state circuitry
- Charging systems are complete with low voltage disconnect (prevents deep discharge of battery), battery lockout (prevents discharge of battery during installation), and brownout protection

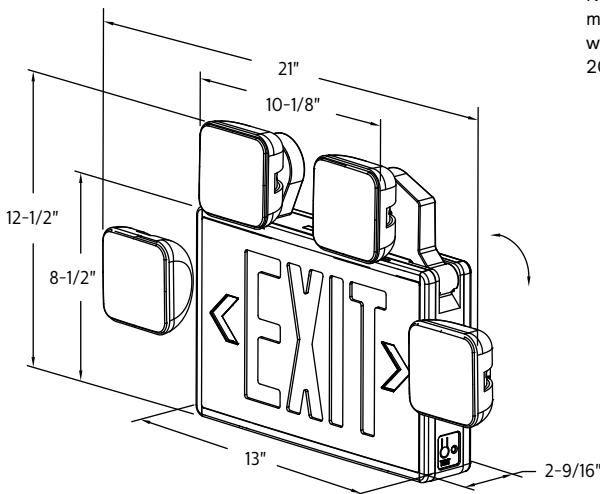
Remote capability

- VLTCR or VLTCG unit provides enough remote capability to supply 3.6V DC power to 2-1W (VLT1R) LED remote lamp heads or 1-2W (VLT2R) LED remote lamp head.
- VLTCR or VLTCG unit provides enough remote capability to supply 3.6V DC power to 2-1W (VLL1RGO) LED remote lamps heads or 1-2W (VLL2RGO) LED remote lamp head.

Warranty

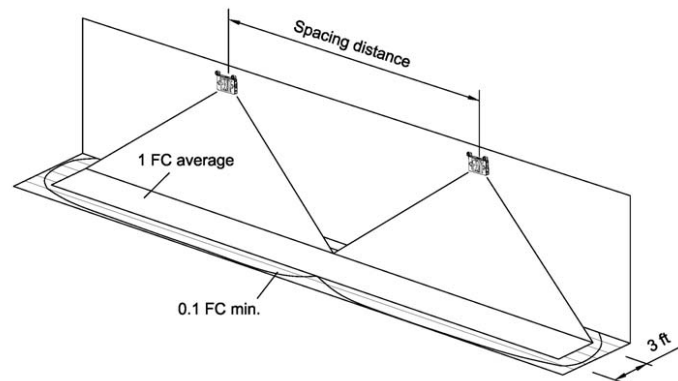
- Three year limited warranty on electronics, LEDs, and battery.

Dimensions



Spacing information

NFPA 101 requires 1.0 foot-candle average and 0.1 foot-candle minimum with a 40:1 maximum/minimum ratio. The corridor used is 100 feet long, 9 feet ceiling with a 6 feet wide walkway and 3 feet path of egress. The reflectance is 80% ceiling, 50% walls and 20% floors. The fixture mounting height is 7.5 feet.



Model	Spacing distance	Lumen output
VLTC Series	24 feet	200 lm

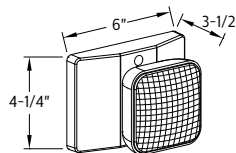
VLTC Value+ LED exit/unit combo

Economy grade

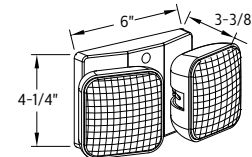
Indoor LED remote lamp heads

- VLT1R single LED remote lamp head contains a 3.6VDC 1W LED light source
- VLT2R dual LED remote lamp heads, each contain a 3.6VDC 1W LED light source
- VLT1R and VLT2R indoor LED remote lamp heads have an off-white finish
- Each VLT1R and VLT2R indoor LED remote lamp heads can accept power only from a VLTUR unit, VLTCR2R combo or VLTCG2R combo

VLT1R dimensions



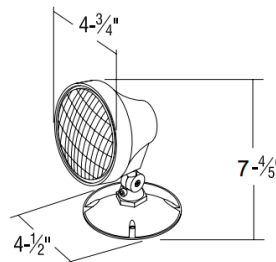
VLT2R dimensions



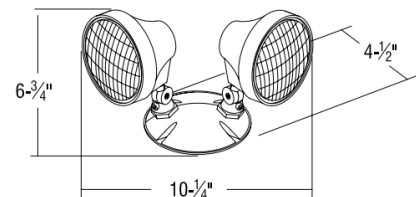
Outdoor LED remote lamp heads

- VLL1RGO single outdoor LED remote lamp head contains a 1W LED light source
- VLL2RGO dual outdoor LED remote lamp heads, each contain a 1W LED light source
- VLL1RGO and VLL2RGO power source can be either a 3.6, 6, 9.6 or 12VDC
- VLL1RGO and VLL2RGO outdoor LED remote lamp heads have a gray finish

VLL1RGO dimension



VLL2RGO dimensions



The information presented in this document is not intended as any commercial offer and does not form part of any quotation or contract.

