

PHILIPS

Recessed

EvoKit Click LED Retrofit Kit 1x4



Project:	
Location:	
Cat.No:	
Type:	
Lamps:	Qty:
Notes:	

Philips EvoKit click LED retrofit kit is an aesthetically pleasing and energy efficient LED retrofit kit designed to deliver a refreshed sleek and modern look with minimal material waste. Not only does it offer energy savings¹, it also helps reduce maintenance and installation costs due to its modular design, bulk packaging, and long LED lifetime. Additional information can be found at www.philips.com/evokit.

Products can be found on the DLC QPL by searching the 6 digit product number. Additional information can be found at www.philips.com/evokit.

EvoKit Click 1x4 with 0-10V Dimming ordering guide

Product Number	Description	Watts ³	Volts	Lumen Maint. (Hrs.) ²	Approx. Lumens ³	Color Temp. (K)	Efficacy	Dim	Pkg	DLC Code
CLKE (Energy Efficient)										
521260	EvoKit CLKE 1x4 23L 16W 835 UNV 0-10 P1	16W	120-277	70,000	2300	3500	144	0-10	Single Pack	PD9TLK7C
521278	EvoKit CLKE 1x4 23L 16W 840 UNV 0-10 P1	16W	120-277	70,000	2300	4000	149	0-10	Single Pack	P08823II
525287	EvoKit CLKE 1x4 32L 24W 830 UNV 0-10 P1	24W	120-277	70,000	3200	3000	132	0-10	Single Pack	PPTP5DX5
521286	EvoKit CLKE 1x4 32L 24W 835 UNV 0-10 P1	24W	120-277	70,000	3200	3500	140	0-10	Single Pack	POBYGPA0
520239	EvoKit CLKE 1x4 32L 24W 840 UNV 0-10 P1	24W	120-277	70,000	3200	4000	140	0-10	Single Pack	PULZ44OCY
523605	EvoKit CLKE 1x4 32L 24W 840 UNV 0-10 P4	24W	120-277	70,000	3200	4000	140	0-10	4 Pack	PLED09EY

See footnotes on the last page.



interact
ready.

EvoKit Click LED retrofit kit 1x4

EvoKit Click 1x4 with Selectable Power and Color ordering guide


Product Number	Description	Watts ³	Approx. Lumens ³	Color Temp. (K)	Efficacy	Volts	Lumen Maint. (Hrs.) ²	Dim	Pkg	DLC Code
CLKES (Energy Efficient and Selectable Power and Color)										
▲ 269696	EvoKit CLKES 1 x4 UNV 0-10 P4	17W	2600	3500	153	120-277	70,000	0-10	4 Pack	S-0B7W6H
			2700	4000	159	120-277				
			2650	5000	156	120-277				
		22W	3200	3500	145	120-277				
			3300	4000	150	120-277				
			3250	5000	148	120-277				
		25W	3600	3500	144	120-277				
			3700	4000	148	120-277				
			3650	5000	146	120-277				
▲ 269738	EvoKit CLKES 1 x4 UNV 0-10 P1	17W	2600	3500	153	120-277	70,000	0-10	Single Pack	S-P5KEAG
			2700	4000	159	120-277				
			2650	5000	156	120-277				
		22W	3200	3500	145	120-277				
			3300	4000	150	120-277				
			3250	5000	148	120-277				
		25W	3600	3500	144	120-277				
			3700	4000	148	120-277				
			3650	5000	146	120-277				

See footnotes on the last page.

▲ Made to stock product (Contact your Philips sales representative for stock availability and lead time).

Evokit click 1x4 with Selectable Power and Color

The Evokit click with Selectable Power and Color is field adjustable using 2 switches with 3 options each both for power and color temperature.



EvoKit Click LED retrofit kit 1x4

Evokit Click 1x4 with Interact Pro scalable SWZCS ordering guide

Product Number	Description	Watts ³	Volts	Lumen Maint. (Hrs.) ²	Approx. Lumens ³	Color Temp. (K)	Efficacy	Dim	Pkg	DLC Code
CLKE SWZCS (Energy Efficient Interact Pro scalable)										
116301	EvoKit CLKE 1x4 20L 15W 835 UNV SWZCS P4	15W	120-277	70,000	2000	3500	133	SWZCS	4 Pack	S-0T2JZS
116293	EvoKit CLKE 1x4 20L 15W 840 UNV SWZCS P1	15W	120-277	70,000	2000	4000	133	SWZCS	Single Pack	S-BEJCPN
116285	EvoKit CLKE 1x4 20L 15W 840 UNV SWZCS P4	15W	120-277	70,000	2000	4000	133	SWZCS	4 Pack	S-HCYENT
114116	EvoKit CLKE 1x4 32L 24W 835 UNV SWZCS P1	24W	120-277	70,000	3200	3500	142	SWZCS	Single Pack	P3CVAKIG
▲ 114124	EvoKit CLKE 1x4 32L 24W 840 UNV SWZCS P1	24W	120-277	70,000	3200	4000	149	SWZCS	Single Pack	P95MEW4K
▲ 267666	EvoKit CLKE 1x4 32L 24W 840 UNV SWZCS P4	24W	120-277	70,000	3200	4000	149	SWZCS	4 Pack	PW00K1ZF
116004	EvoKit CLKE 1x4 32L 24W 850 UNV SWZCS P4	24W	120-277	70,000	3200	5000	149	SWZCS	4 Pack	S-HIDKPE

See footnotes on the last page.

▲ Made to stock product (Contact your Philips sales representative for stock availability and lead time).

Third party sensors also available, please enquire about options for Lutron Athena, Vive, or others.

Evokit Click 1x4 Tunable White TW with Interact Pro scalable SWZCS ordering guide

Product Number	Description	Watts ³	Volts	Lumen Maint. (Hrs.) ²	Approx. Lumens ³	Color Temp. (K)	Efficacy	Dim	Pkg	DLC Code
CLKE TW SWZCS (Tunable White Energy Efficient Interact Pro scalable)										
▲ 114678	EvoKit CLKE 1x4 32L TW UNV SWZCS P4	24W	120-277	70,000	3200	2700	133	SWZCS	4 Pack	S-29X4JY
		23W	120-277	70,000	3200	4000*	139	SWZCS		
		24W	120-277	70,000	3200	6500	149	SWZCS		

See footnotes on the last page.

▲ Made to stock product (Contact your Philips sales representative for stock availability and lead time).

* Default color temperature.

Interact Pro scalable sensor for Foundation, Advanced & Enterprise tiers (SWZCS and an evolution of SpaceWise)

- SWZCS is a connected sensor with integral occupancy and daylight sensing and supports wireless mesh connectivity.
- The sensor works in the Foundation mode (similar to SpaceWise) when configured without a gateway or in an Interact Pro Advanced or Enterprise mode if a compatible gateway is used.
- Interact Pro includes an App, a portal and a broad portfolio of wireless luminaires, lamps and retrofit kits all working on the same system.
- Startup is implemented via Interact Pro App (Android or iPhone) & BlueTooth connectivity. The App provides flexibility to choose between a gateway or non gateway mode for setup.
- Setup with the gateway requires wired internet access to the gateway. It is possible to add a gateway at a later point.
- Prepare project configuration steps remotely and use IRT9015 remote onsite to identify and group devices together.
- Compatible with:
 - UID8451/10 wireless dimmer switch
 - SWS200 wireless scene switch
 - IRT9015 – handheld remote for grouping and configuration (at least one remote required for any SWZCS installation)
- For more info on Interact Pro visit: www.interact-lighting.com/interact-proscalablesystem
- For more information on Interact Ready visit: www.philips.com/interact-ready

EvoKit Click LED retrofit kit 1x4

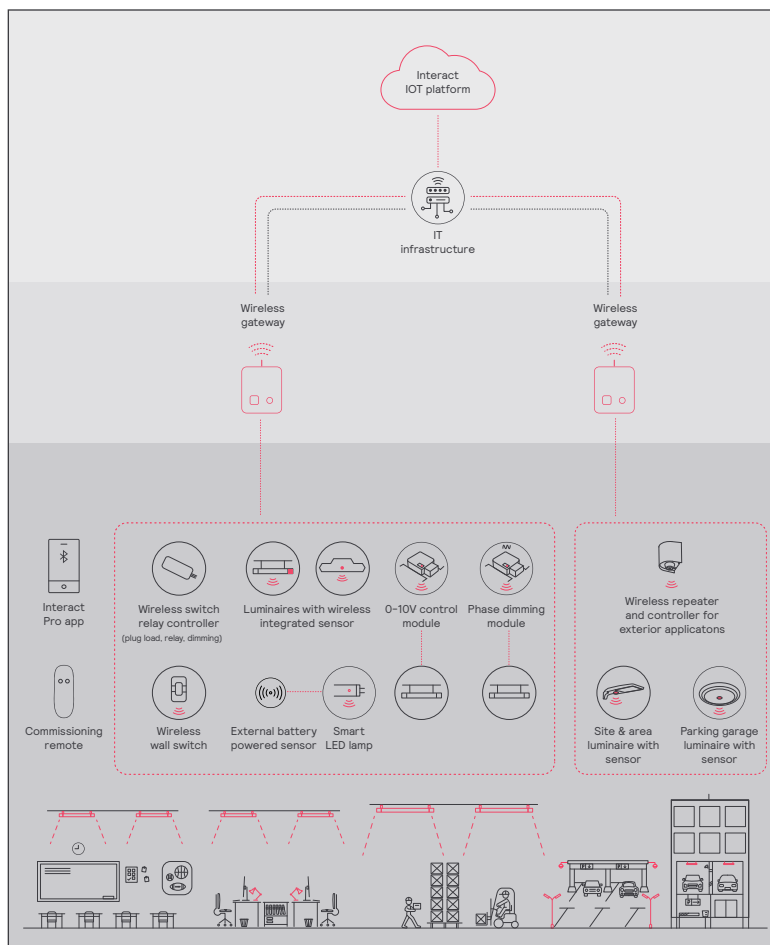
interact

	Gateway Connected		
	Standalone	Option 1	Option 2
<u>Dimming, grouping, and zoning</u>	✓	✓	✓
<u>Bluetooth and ZigBee enabled</u>	✓	✓	✓
<u>Motion sensing and daylight harvesting</u>	✓	✓	✓
<u>Integration with 0-10V and phase dimming fixtures</u>	✓	✓	✓
<u>Code compliance</u>	✓	✓	✓
<u>Granular dimming and dwell time</u>	✓	✓	✓
<u>Correlated color temperature (CCT) tuning by switch</u> New	✓	✓	✓
<u>Support for sensor-based Tunable White luminaires</u> New	✓	✓	✓
<u>Energy reporting and monitoring</u>		✓	✓
<u>Scheduling</u>		✓	✓
<u>Demand response</u>		✓	✓
<u>BMS integration (BACnet)</u>			✓
<u>Floor plan visualization</u>			✓
<u>IoT sensors for wellness</u>			✓
<u>IoT Apps for productivity</u>			✓

Currently supported maximum system size

To be able to design the lighting system correctly for the customer, it is important to know the prime characteristics of the system, its possibilities and limitations.

System level	
Total number of gateways	Unlimited
Total number of devices	200 per network
• Luminaires with integrated sensors	150
• Smart TLEDs	150
• Zones + groups	64
Total number of ZGP devices (sensors and switches)	50
• Sensors	30
• Switches	50
Group level	
Recommended number of lights	40 (maximum 150)
Number of ZGP devices	5
Number of scenes	16



EvoKit Click LED retrofit kit 1x4

EvoKit Click 1x4 with Spacewise SWZDT ordering guide

Product Number	Description	Watts ³	Volts	Lumen Maint. (Hrs.) ²	Approx. Lumens ³	Color Temp. (K)	Efficacy	Dim	Pkg	DLC Code
CLKE SWZDT (Energy Efficient SpaceWise DT)										
523431	EvoKit CLKE 1x4 32L 24W 835 UNV SWZ P1	24W	120-277	70,000	3200	3500	140	SWZDT	Single Pack	PUDWOZ0T
523449	EvoKit CLKE 1x4 32L 24W 840 UNV SWZ P1	24W	120-277	70,000	3200	4000	145	SWZDT	Single Pack	PF9UBV0K

See footnotes on the last page.

▲ Made to stock product (contact your Philips sales representative for stock availability and lead time).

Third party sensors also available, please enquire about options for Lutron Athena, Vive, or others.

Features

- Standalone daylight and occupancy sensing with advanced grouping, wireless mesh networking and dwell time.
- Commissioning via compatible Android phone and Philips Field App.
- Register for the commissioning app at <http://registration.componentcloud.philips.com/appregistration/>

EvoKit Click LED retrofit kit 1x4

EvoKit Click with 0-10V Dimming and MultiOne Mobile ordering guide

Product Number	Description	Watts ³	Volts	Lumen Maint. (Hrs.) ²	Approx. Lumens ³	Color Temp. (K)	Efficacy	Dim	Pkg	DLC Code
CLKE M (Energy Efficient with MultiOne Mobile)										
115543	EvoKit CLKE 1 x4 32L 24W 835 0-10 M P4	24W	120-277	70,000	3200	3500	143	0-10	4 pack	S-OJ1IC5
115535	EvoKit CLKE 1 x4 32L 24W 840 0-10 M P4	24W	120-277	70,000	3200	4000	145	0-10	4 pack	S-YVP6GO

See footnotes on the last page.

EvoKit Click with 0-10V Dimming, MultiOne Mobile and Daylight/Occupancy sensor ordering guide

Product Number	Description	Watts ³	Volts	Lumen Maint. (Hrs.) ²	Approx. Lumens ³	Color Temp. (K)	Efficacy	Dim	Pkg	DLC Code
CLKE M DO (Energy Efficient with MultiOne Mobile and Daylight/Occupancy sensor)										
115600	EvoKit CLKE 1 x4 32L 24W 835 0-10 M DO P4	24W	120-277	70,000	3200	3500	142	0-10	4 pack	S-IHWA40
115592	EvoKit CLKE 1 x4 32L 24W 840 0-10 M DO P4	24W	120-277	70,000	3200	4000	144	0-10	4 pack	S-PXVJB0

See footnotes on the last page.

EvoKit bulk pack

EvoKit click is designed to reduce the hidden environmental costs of lighting retrofits. With newly designed multi-unit packaging for EvoKit click, cardboard waste from the 2x4 and 2x2 troffer kits has been reduced by 66% and 77% respectively compared to its predecessor, EvoKit Gen4. Previously, only 24 kits were able to fit on a single pallet, but, with the new multi-unit packaging, 60 2x4 kits fit on one pallet. This allows for 3,840 units to be fully loaded onto a 53' truck compared to 1,536 units of the previous generation. This results in 2.5x better transportation utilization and storage capacity with the EvoKit click.

Commercial Product Name	Order Code
EasySense EVO200	516575
Philips single rocker self powered wireless switch	UID8451/10

* EVO200 comes pre-installed in the Gen4 bracket. To install in EvoKit click, this bracket will need removed in the field. Please see www.philips.com/evokit for instructions on removing bracket.



EvoKit Click LED retrofit kit 1x4

EvoKit Click air return accessories ordering guide


Product Number	Description	Packaging
EvoKit Click Air Return Accessory		
115774	EvoKit Click 1x4 Air Return Accessory P8	Serves 8 EvoKit Click retrofit kits (includes 16 parts)

Air Return accessories data

The air return accessories of EvoKit click are suitable for retrofitting listed air return troffers.

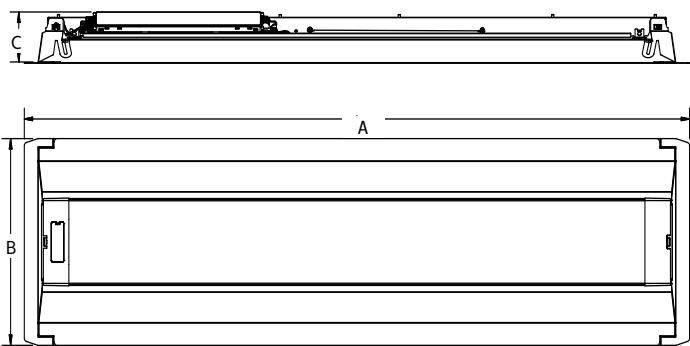
1x4 air return data						
Return Air Volume, SCFM.	105	119	128	162	259	272
Negative Static Pressure, in. H ₂ O	0.05	0.08	0.10	0.20	0.45	0.55
Noise Criteria (NC)*	<15	32	32	36	38	40

* 50 total air slots, each 30mm x 6mm.

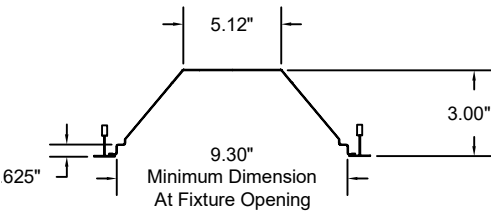
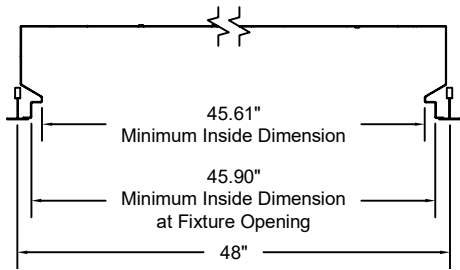


Dimensions 1x4

EvoKit click was designed to fit into most parabolic and lensed-recessed troffers with minimum dimensional requirements shown below. Philips recommends a sample installation prior to ordering project quantities to ensure compatibility. Philips EvoKit click retrofit kits are not compatible with air handling fixtures.



A - Face Plate Length	B - Face Plate Width	C - Height
47.83"	11.89"	2.99"



****Please Note:** When installing emergency lighting, a greater minimum depth may be required.

EvoKit Click LED retrofit kit 1x4

Application

- A highly efficient, visually comfortable, architecturally styled LED retrofit kit designed to replace recessed linear fluorescent troffers.
- Unique modular design offers refreshing new look in the ceiling when compared to traditional fluorescent luminaires.
- Single light bar combined with slanted troffer helps reflect light to reduce glare and provide uniform light distribution making it ideal for applications such as offices, schools, healthcare and retail.
- Excellent color rendering with a CRI above 80.
- Extremely high efficacies up to 160 lumens per watt.
- LEDs are an excellent source for use with controls since dimming or frequent switching does not degrade the performance or life of the source.
- Designed for use with standard grid (NEMA "G") or Narrow Grid (NEMA "NFG") ceiling T-Grids.
- High efficiency source and luminaire design help significantly reduce energy consumption and more easily comply with known energy codes.
- Helps meet regulation requirements such as ASHRAE 90.1 and Title 24 when matched with suitable controls.
- EvoKit click is designed for use in most recessed troffers. Some existing fixtures may have features which interfere. Please refer to schematics below.

Enclosure Construction/Finish

- Simple design allows for quick installation in existing luminaire without the need to break the ceiling plenum.
- Constructed using galvanized steel – fights rust and makes for more durable product.
- Integrated secure tabs for connection to existing troffer housing.
- Minimum depth of only 3" necessary to allow proper clearance and installation of the EvoKit.
- Retrofit kit is powder coated after fabrication with high quality, durable finish to ensure no unfinished edges and avoid future potential of corrosion.
- Components fit together easily without the need for tools during installation. In addition the light module can be removed from below ceiling for convenient maintenance/upgrades.

Electrical

- Multiple driver options available:
 - Philips Advance CertaDrive drivers with 0-10V dimming allow for maximum fixture efficiency and provide 10% dimming.
 - Philips Advance Xitanium SR drivers allow for connectivity options to multiple platforms.
- 5-year limited warranty includes all components of the retrofit kit, including driver, LED board and nonelectrical components.
- Listed with UL and Design Lights Consortium[†] to ensure quality performance and safety standards are met.
- High efficiency LEDs have a minimum 70,000 hour rated life (L70).

Accessories

- Suitable for use with Philips 503441 emergency backup or with Philips ER100 UL924 emergency relay.
- Earthquake cables available for additional support to the existing troffer for areas where required.
- EvoKit accessory replacement kit comes with quarter turns (51 pieces), quick disconnects (12 pieces), spare sensor brackets (12 pieces) and troffer retrofit labels (12 pieces).

Prod. No.	Description
502435	Earthquake cable 317mm
503441	EvoKit field installed emergency battery backup
522094	EvoKit accessory replacement kit
563569	EvoKit field installed ER100 UL924 emergency relay (requires the use of the ER100 field installation kit of wires and screws)
266833	EvoKit ER100 field install kit (comes in pack of 20). One pack needed per emergency relay

EvoKit Click LED retrofit kit 1x4

EvoKit CLKE 1x4 23L 16W 835 UNV 0-10 P1, 2,368 delivered lumens

Catalog No. 521260
Test No. 21260
S/MH 1.4
Lamp Type LED
Lumens/Watt 144
Input Watts 16

Comparative yearly lighting energy cost per 1000 lumens - \$1.74 based on 3000 hours and \$0.08/kWh

The photometric results were obtained in the Design Lights Consortium Test Lab which is NVLAP accredited by the National Institute of Standards and Technology

Photometric values based on tests performed in compliance with LM-79

Candlepower		45	Cross	Back-45
Angle	End			
0	731	731	731	731
5	715	730	747	726
15	678	715	746	704
25	607	681	730	666
35	514	628	689	613
45	411	551	614	535
55	310	449	507	436
65	211	328	371	319
75	113	193	199	189
85	27	43	34	43

Coefficients of Utilization

Effective floor cavity reflectance 20 per (pfc=0.20)

pcc	80			70			50	
	70	50	30	70	50	30	50	30
pw								
RCR								
0	118	118	118	115	115	115	111	111
1	108	103	98	106	101	96	96	93
2	97	90	82	94	88	81	83	79
3	89	78	69	86	77	68	73	67
4	81	68	59	79	68	58	65	57
5	75	61	52	72	59	52	57	51
6	68	55	46	67	54	46	52	45
7	64	50	40	61	48	40	47	40
8	58	46	36	57	45	36	42	35
9	55	41	33	54	40	33	40	33
10	52	38	29	51	38	29	36	29

Light Distribution

Degrees	Lumens	% Luminaire	Average Luminance			
Angle	End	45°	Cross			
0-30	578	25.5	45	2190	2935	3271
0-40	958	42.2	55	2036	2948	3331
0-60	1742	76.8	65	1877	2923	3306
0-90	2269	100.0	75	1648	2806	2899
			85	1171	1837	1482

EvoKit CLKE 1x4 32L 24W 835 UNV 0-10 P1, 3,406 delivered lumens

Catalog No. 521286
Test No. 21286
S/MH 1.4
Lamp Type LED
Lumens/Watt 140
Input Watts 24

Comparative yearly lighting energy cost per 1000 lumens - \$1.80 based on 3000 hours and \$0.08/kWh

The photometric results were obtained in the Design Lights Consortium Test Lab which is NVLAP accredited by the National Institute of Standards and Technology

Photometric values based on tests performed in compliance with LM-79

Candlepower		45	Cross	Back-45
Angle	End			
0	1049	1049	1049	1049
5	1025	1044	1072	1043
15	967	1019	1071	1018
25	862	967	1049	970
35	729	890	990	896
45	577	777	881	787
55	434	629	723	642
65	296	456	525	469
75	160	266	280	276
85	38	59	50	66

Coefficients of Utilization

EFFECTIVE FLOOR CAVITY REFLECTANCE 20 PER (pfc=0.20)

pcc	80			70			50	
	70	50	30	70	50	30	50	30
pw								
RCR								
0	118	118	118	115	115	115	111	111
1	108	103	98	106	101	96	96	93
2	97	90	82	94	88	81	83	79
3	89	78	69	86	77	68	73	67
4	81	68	59	79	68	58	65	57
5	75	61	52	72	59	52	57	51
6	68	55	46	67	54	46	52	45
7	64	50	40	61	48	40	47	40
8	58	46	36	57	45	36	42	35
9	55	41	33	54	40	33	40	33
10	52	38	29	51	38	29	36	29

Light Distribution

Degrees	Lumens	% Luminaire	Average Luminance			
Angle	End	45°	Cross			
0-30	831	25.5	45	3075	4139	4693
0-40	1378	42.3	55	2848	4130	4750
0-60	2504	76.9	65	2634	4068	4679
0-90	3255	100.0	75	2323	3864	4077
			85	1634	2567	2174

EvoKit CLKE 1x4 32L 25W 835 UNV SR P1, 3,438 delivered lumens

Catalog No. 521294
Test No. 21294
S/MH 1.4
Lamp Type LED
Lumens/Watt 132
Input Watts 26

Comparative yearly lighting energy cost per 1000 lumens - \$1.80 based on 3000 hours and \$0.08/kWh

The photometric results were obtained in the Design Lights Consortium Test Lab which is NVLAP accredited by the National Institute of Standards and Technology

Photometric values based on tests performed in compliance with LM-79

Candlepower		45	Cross	Back-45
Angle	End			
0	1058	1058	1058	1058
5	1032	1054	1081	1052
15	972	1026	1078	1025
25	864	974	1056	975
35	724	897	999	902
45	572	784	894	794
55	429	639	739	651
65	292	467	539	478
75	158	272	288	283
85	38	59	49	64

Coefficients of Utilization

EFFECTIVE FLOOR CAVITY REFLECTANCE 20 PER (pfc=0.20)

pcc	80			70			50	
	70	50	30	70	50	30	50	30
pw								
RCR								
0	118	118	118	115	115	115	111	111
1	108	103	98	106	101	96	96	93
2	97	90	82	94	88	81	83	79
3	89	78	69	86	77	68	73	67
4	81	68	59	79	68	58	65	57
5	75	61	52	72	59	52	57	51
6	68	55	46	67	54	46	52	45
7	64	50	40	61	48	40	47	40
8	58	46	36	57	45	36	42	35
9	55	41	33	54	40	33	40	33
10	52	38	29	51	38	29	36	29

Light Distribution

Degrees	Lumens	% Luminaire	Average Luminance			
Angle	End	45°	Cross			
0-30	836	25.4	45	3468	4752	5415
0-40	1386	42.2	55	3205	4771	5517
0-60	2523	76.8	65	2959	4729	5466
0-90	3286	100.0	75	2610	4504	4772
			85	1868	2876	2418

EvoKit Click LED retrofit kit 1x4

Energy saving solution – EvoKit CLKE 1'x4'

Estimated lighting costs using a standard 3 lamp T8 troffer

Present wattage	59	W
× Annual operating hours	4,380	hrs
	=	258,420 Watt-Hours
÷ 1,000 =	258.40	kWh per year
× kWh rate of \$0.10 =	\$25.84	per year
× 125 fixtures	\$3,230.25	annual energy cost per space

Estimated lighting costs using a Philips 32L 1x4 EvoKit CLKE

Present wattage	24	W
× Annual operating hours	4,380	hrs
	=	105,120 Watt-Hours
÷ 1,000 =	105.12	kWh per year
× kWh rate of \$0.10 =	\$10.51	per year
× 125 fixtures	\$1,314.00	annual energy cost per space

Total estimated annual savings[‡] \$1,916.25

[‡] Based on 125 fixtures per space operating 4,380 hours a year. 125 fixtures is roughly equivalent to a 10,000 square foot space. kWh rates will vary.

Footnotes:

- 1) Please refer to the energy saving chart above for details.
- 2) L70 72,000 hours @ 35°C based on TM21 and LM80.
- 3) Based on photometric testing consistent with IES LM-79. Actual wattage may differ by +/- 10%. Actual initial lumen output may vary between -10 and +10% of the rated lumens.

***Please visit <http://www.usa.lighting.philips.com/support/support/warranty> for full details.

- † Restrictions on Hazardous Substances (RoHS) is a European directive (2002/95/EC) designed to limit the content of 6 substances [lead, mercury, cadmium, hexavalent chromium, polybrominated biphenyls (PBB), and polybrominated diphenyl ethers (PBDE)] in electrical and electrical products. For products used in North America, compliance with RoHS is voluntary and self-certified.
- ‡ Evokit luminaires are Design Lights Consortium qualified. Please see the DLC QPL list for exact catalog numbers (<http://www.designlights.org/QPL>).

© 2025 Signify Holding. All rights reserved. The information provided herein is subject to change, without notice. Signify does not give any representation or warranty as to the accuracy or completeness of the information included herein and shall not be liable for any action in reliance thereon. The information presented in this document is not intended as any commercial offer and does not form part of any quotation or contract, unless otherwise agreed by Signify.

EvoKit Click 1x4 Spec 01/25 page 10 of 10 philips.com/lighting



Signify North America Corporation
400 Crossing Boulevard,
Bridgewater, NJ 08807
Telephone 800-555-0050

Signify Canada Ltd.
281 Hillmount Road,
Markham, ON, Canada L6C 2S3
Telephone 800-668-9008

Philips and the Philips Shield Emblem are registered trademarks of Koninklijke Philips N.V. All other trademarks are owned by Signify Holding or their respective owners.