



DMC-GRMS-UL

Multipurpose Modular Room Controller

Wall mount controller for single room solutions

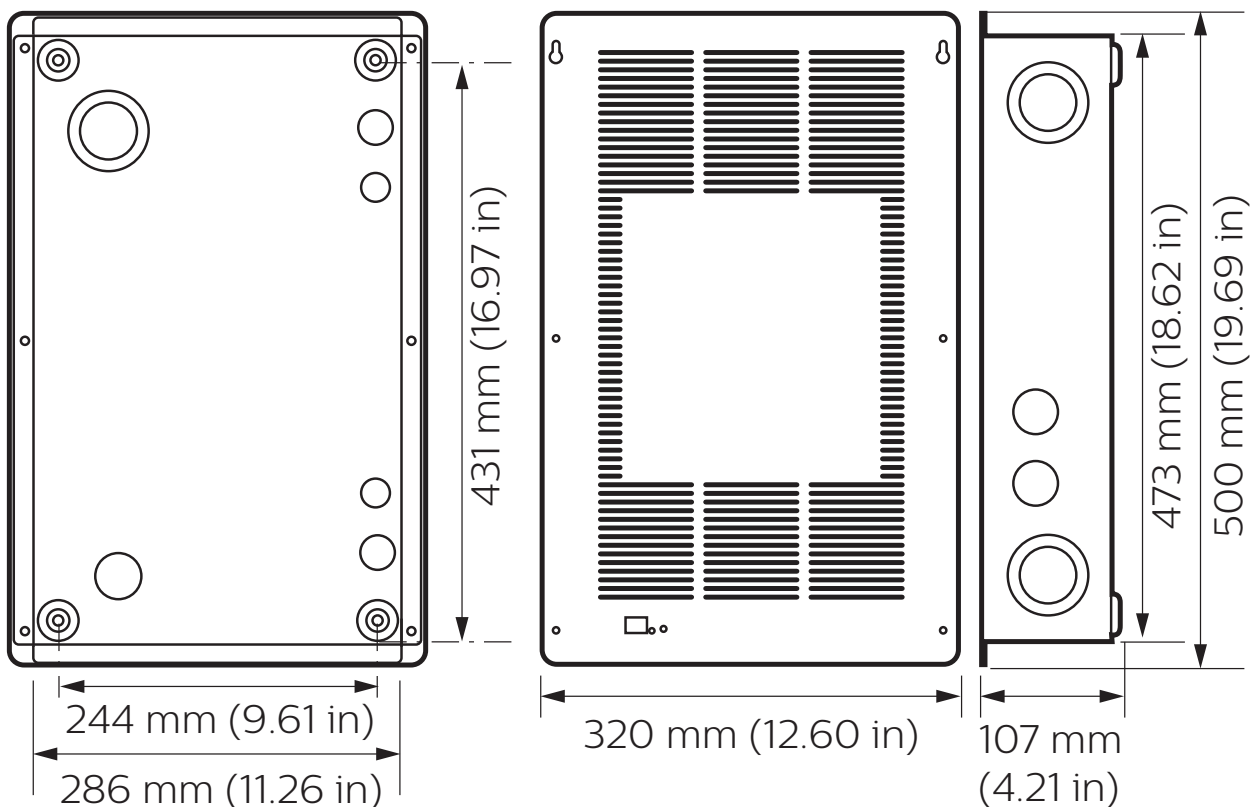
The Philips Dynalite DMC-GRMS-UL controller is a general room automation and energy management solution. This controller is completely self-contained and requires no external power supply, relays or processor.

DMC-GRMS-UL

Wall mount controller for single room solutions

- **Modular controller** – Leading and trailing edge dimming modules, signal dimming modules and relay control modules available.
- **Pre-programmed** – No programming required as the unit is supplied with complex functions such as 'master on/off', 'room unoccupied', 'do not disturb' or 'make up room' already configured. The device can be reconfigured to meet any project requirements.
- **Built-in directional motor relays** – Provides control of motorized blinds for a full automation solution.
- **Dry contact inputs** – The unit receives instructions from button presses or a key card switch.
- **Six switching channels** – Provide additional on/off control of other lighting fixture types.
- **One 16 A power relay** – Enables a total energy management solution, reducing standby power consumption by switching power outlets.
- **UL924 input** – Suitable for use with emergency lighting circuits.
- **Single box solution** – Provides an economical total energy management solution.
- **Built-in sequential logic functionality** – Allows intelligent responses to programmed triggers.

Dimensions



Specifications

Due to continuous improvements and innovations, specifications may change without notice.



DMC-GRMS-UL Multipurpose Modular Room Controller

Electrical

Supply Type	Single phase
Supply Voltage	100-240 VAC
Supply Current	0.7 A
Output Channels	19 (4 x 2-channel module bays) (11 x switched)
DyNet Load Voltage	12/24 VDC (selectable)
DyNet Port 1 Load Current	200 mA (supply for approximately 10 user interfaces)
DyNet Port 2 Load Current	50 mA
Overvoltage Category	III

Control

Serial Ports	2 x RS-485 1 x DMX Tx 1 x UL924 4 x dry contact IN 3 x dry contact OUT
Supported Protocols	DyNet DyNet2 DMX Tx
DMX Tx Channels	64 (max)
User Controls	1 x service switch 8 x "DyNet Address" DIP switch
Indicators	1 x service LED

Physical

Dimensions (H x W x D)	500 x 320 x 107 mm (19.69 x 12.60 x 4.21 in)
Packed Weight	5.2 kg (11.46 lb)
Construction	Sheet metal enclosure Powder-coated front cover
Serial Ports	3 x RJ12 2 x 5-way pluggable screw terminal 1 x 2-way pluggable screw terminal 1 x 3-way pluggable screw terminal 2 x 6-way pluggable screw terminal
Serial Port Conductor Size	4 mm ² (#11 AWG) (max)
Supply Terminals	3 x screw terminal Line, Neutral, Earth
Supply Terminal Conductor Size*	6 mm ² (#10 AWG) (max)
Load Terminals	40 x screw terminal
Load Terminal Conductor Size*	6 mm ² (#10 AWG) (max)

Environment

Operating Temperature	0° to 40°C ambient (32° to 104°F)
Storage/Transport Temperature	-25° to 70°C ambient (-13° to 158°F)
Humidity	0 to 90% non-condensing
IEC Pollution Degree	II

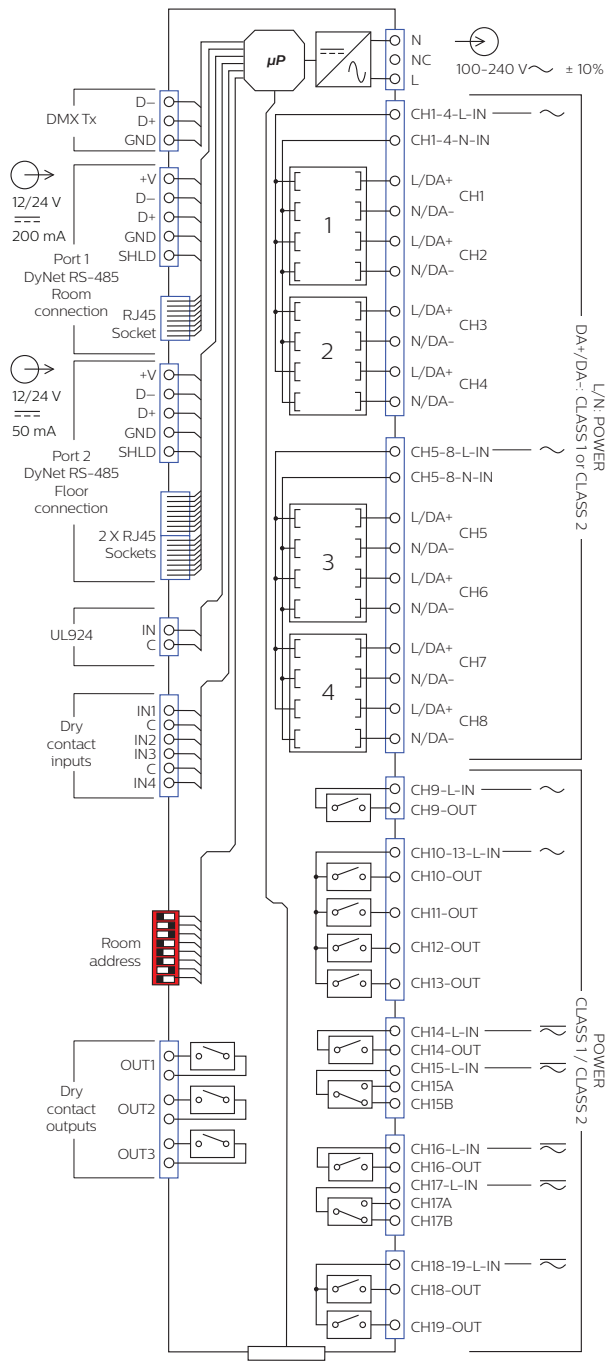
Compliance

Certification	CE, RCM, UL/cUL, FCC, ICES-003, RoHS
---------------	--------------------------------------

* Copper conductors only, 75°C rated minimum



Electrical

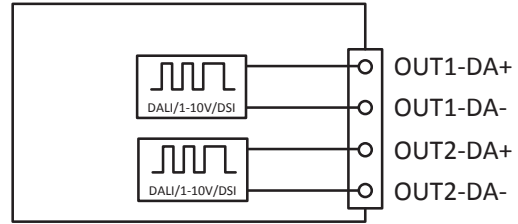


Output Channel Ratings

Load Type	Maximum Rating per Output								
	CH9	CH10-CH13	CH14, CH16	CH15, CH17	CH18-CH19	OUT1	OUT2	OUT3	
General Use	16 A, 277 VAC	16 A, 277 VAC	16 A, 277 VAC	16 A, 277 VAC (N/O) 4 A, 250 VAC (N/C)	16 A, 277 VAC	1 A, 30 VDC/AC	1 A, 30 VDC/AC	1 A, 30 VDC/AC	
Resistive			1 A, 30 VDC	1 A, 30 VDC	1 A, 30 VDC				
Incandescent	10 A, 120 VAC 4.3 A, 277 VAC	10 A, 120 VAC 4.3 A, 277 VAC			10 A, 120 VAC 4.3 A, 277 VAC				
Electronic Ballast	5A, 120 VAC 3 A, 277 VAC	5A, 120 VAC 3 A, 277 VAC			5A, 120 VAC 3 A, 277 VAC				
Motor			9.8 FLA (½ HP), 120 VAC 8.0 FLA (1 HP), 240 VAC	9.8 FLA (½ HP), 120 VAC (N/O) 8.0 FLA (1 HP), 240 VAC (N/O)					
TV Rating	TV-8, 120 V	TV-8, 120 V	TV-5, 120 V	TV-5, 120 V	TV-8, 120 V				
Inrush Current	165 A	165 A	100 A	100 A	165 A				
Maximum Group Load	CH1-CH4 10 A	CH5-CH8 10 A	CH10-CH13 16 A	CH18-CH19 16 A	DEVICE 132 A				

DGBM200

Module Type	Signal dimmer control
Output Channels	2
Supported Protocols	1-10 V DSI DALI Broadcast Tunable White (DALI 209)



Control Channel Ratings

DALI/DSI	Channel	Device
Output Voltage	13 VDC	
Guaranteed Current	10 mA	
Maximum Current	250 mA	
Maximum Drivers	5	10
Insulation	Basic	
<hr/>		
1-10 V	Channel	
Current	sink 5 mA source 10 mA	

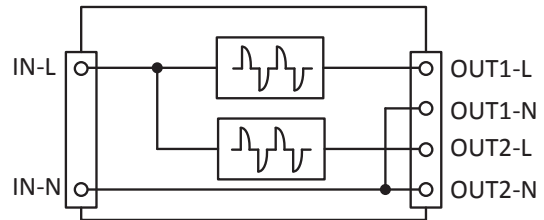
DGLM202

Module Type	Leading edge dimmer
Output Channels	2

Output Channel Ratings

Load Type	Maximum Rating per Output
Incandescent	
Standard Ballast	2 A, 120 / 230 VAC
Electronic Ballast*	

* Can be limited by load capacitance



Dimming module supply must be from the same phase as the controller supply.

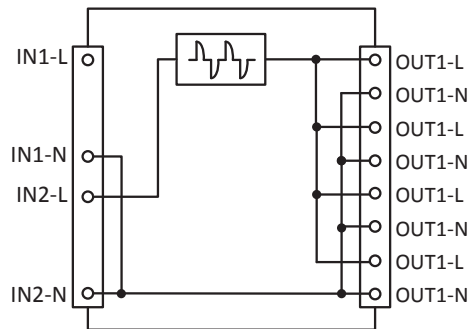
DGLM105 (Double size module)

Module Type	Leading edge dimmer
Output Channels	1

Output Channel Ratings

Load Type	Maximum Rating per Output
Incandescent	
Standard Ballast	5 A, 120 / 230 VAC
Electronic Ballast*	

* Can be limited by load capacitance



Dimming module supply must be from the same phase as the controller supply.

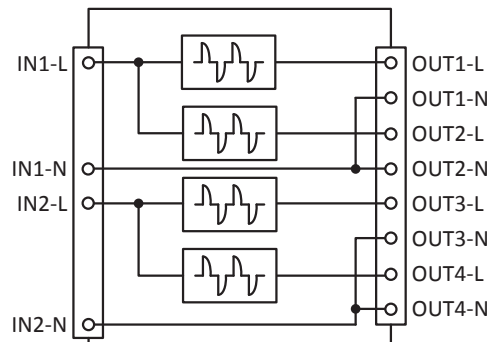
DGLM402 (Double size module)

Module Type	Leading edge dimmer
Output Channels	4

Output Channel Ratings

Load Type	Maximum Rating per Output
Incandescent	
Standard Ballast	2 A, 120 / 230 VAC
Electronic Ballast*	

* Can be limited by load capacitance



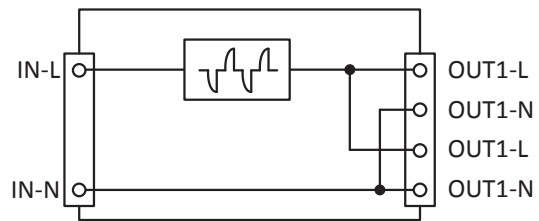
Dimming module supply must be from the same phase as the controller supply.

DGTM104

Module Type	Trailing edge dimmer
Output Channels	1

Output Channel Ratings

Load Type	Maximum Rating per Output
Incandescent	4 A, 120(UL) / 230 VAC
Electronic Ballast	
Not compatible with magnetic transformers	



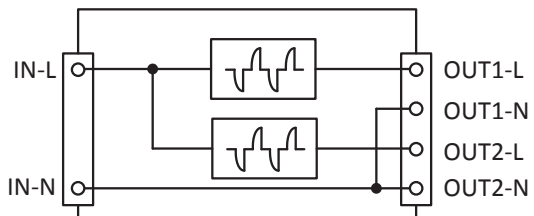
Dimming module supply must be from the same phase as the controller supply.

DGTM202

Module Type	Trailing edge dimmer
Output Channels	2

Output Channel Ratings

Load Type	Maximum Rating per Output
Incandescent	2 A, 120(UL) / 230 VAC
Electronic Ballast	
Not compatible with magnetic transformers	



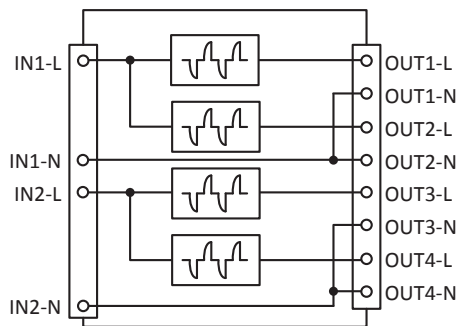
Dimming module supply must be from the same phase as the controller supply.

DGTM402 (Double size module)

Module Type	Trailing edge dimmer
Output Channels	4

Output Channel Ratings

Load Type	Maximum Rating per Output
Incandescent	2 A, 120(UL) / 230 VAC
Electronic Ballast	
Not compatible with magnetic transformers	



Dimming module supply must be from the same phase as the controller supply.

Ordering Code

Product

DMC-GRMS-UL

Philips 12NC

913703331209

Modules

DGBM200	913703261209
DGLM105	913703260809
DGLM202	913703260909
DGLM402	913703261009
DGTM104	913703260609
DGTM202	913703260709
DGTM402	913703024309



© 2019 Signify Holding. All rights reserved. Specifications are subject to change without notice. No representation or warranty as to the accuracy or completeness of the information included herein is given and any liability for any action in reliance thereon is disclaimed. Philips and the Philips Shield Emblem are registered trademarks of Koninklijke Philips N.V. All other trademarks are owned by Signify Holding or their respective owners.