



Day-Brite/CFI FluxPanel LED gen 2 recessed is a highly versatile luminaire designed to provide smooth lighting gradient on the lens surface and ease of installation. Available for use in recessed, suspended, and surface mount orientation, FluxPanel gen 2 is ideal for general lighting applications such as open office, schools, healthcare, clean rooms, and retail.

Ordering guide

Standard configurations available with all choices, unless otherwise noted. Base configurations selections indicated by blue.

Example: 2FPZ43L840-4-DS-UNV-DIM-BSL10LST

Project: _____
 Location: _____
 Cat.No: _____
 Type: _____
 Qty: _____
 Notes: _____

Family	Lumens (nominal delivered)	Color (CRI / CCT)	Length	Diffuser	Voltage	Driver	Options ^{2,15}	
2FPZ			4					
2FPZ 2ft FluxPanel gen 2	Base config⁴ 42B 4200lm	835 80 CRI, 3500K	4 4ft	DS Diffuse (smooth)	UNV Universal Voltage, 120-277V	DIM ¹ 0-10V dimming SDIM ⁶ Step dimming to 30% input power XDIM ^{3,5} MarkX phase dimming	F1 3/8" flex, 18 gauge 6'; 3 leads include hot, neutral, ground	
	Standard configs	840 80 CRI, 4000K		ADS Acrylic Diffuse (smooth)			120 ³ 120V	F2 3/8" flex, 18 gauge 6'; 4 leads include 2 hots, neutral, ground
	15L 1500lm	850 80 CRI, 5000K					277 277V	F1/D ⁸ 3/8" twin flex, 18 gauge 6' for dimmable luminaires; Flex 1: 3 leads include hot, neutral, ground Flex 2: 2 leads, Dim +/Dim -
	30L 3000lm						347 347V	F2/5W ⁸ 3/8" single flex, 18ga. 6' for dimmable luminaires; 5 leads include hot, neutral, ground, Dim + / Dim -
	38L 3800lm							F2/6W ⁸ 3/8" single flex, 18ga. 6' for dimmable & EM luminaires; 6 leads include 2 hot, neutral, ground, Dim + / Dim -
	43L 4300lm							GLR Fusing, fast blow
	48L 4800lm							DSC Quick driver disconnect
	54L 5400lm							CHIC Chicago Plenum rated
	60L 6000lm							ER100 ^{4,5,11,12} UL924 listed sensor bypass relay, factory installed between driver & sensor
	74L 7400lm							BSL10LST ^{5,9} Bodine 10W battery pack
80L 8000lm				BSL6LST ^{5,9} Bodine 6W battery pack				
	Other lumen packages may be ordered in increments of 100 lumens from 1500lm to 8000lm				SWZCSR ^{1,4,7,9,10} Remote Interact wireless sensor. with integral daylight & occupancy sensing, advanced grouping with dwell time			
					SWZCS ^{1,4,9,10} Interact wireless sensor. with integral daylight & occupancy sensing, advanced grouping with dwell time			
					RADIO ^{1,4,5,7,9} Interact RF sensor for wireless connectivity only, no sensing			
					BAC ¹³ Meets the requirements of the Buy American Act of 1933 (BAA)			
					BABAF ¹³ Meets the requirements of the Build America Buy America Act for projects funded through FHWA that are obligated before October 1, 2026, and meets the Buy America preferences for FTA			

1 Integral control options dimmable to 1% via wireless wall switch. Non-controls options are 0-10V dimmable to 1% for Standard configurations and 5% for Base configurations.
 2 All options only available with Standard configurations.
 3 XDIM is 120V only.
 4 Specify DIM driver option only.
 5 Not available with 347V option.
 6 XDIM max lumen output 50L: <45L requires ELV dimmer; >45L requires Triac dimmer.
 7 Not available with surface or suspended accessories.
 8 Flex with dimming not available with Interact sensors.
 9 Emergency and Interact options not clean room certified, nor NSF listed.
 10 Must order IRT9015 Interact commissioning remote with each system order.
 11 Must be installed in conjunction with a UL1008 device.
 12 Must be ordered with an integral controls option.
 13 Failure to properly select the "BAC" suffix could result in you receiving product that is not BAA compliant product with no recourse for an RMA or refund. This BAC designation hereunder does not address (i) the applicability of, or availability of a waiver under, the Trade Agreements Act, or (ii) the "Buy America" domestic content requirements imposed on states, localities, and other non-federal entities as a condition of receiving funds administered by the Department of Transportation or other federal agencies. Genlyte's products with a BAC option code designation are manufactured in the US and utilize a BAA COTS exemption rule for compliance. "BABAF" designates the product will meet the standards set by FHWA for BABA and FTA for Buy America. As noted, for FHWA BABA compliance, applicable projects must be funded by October 1, 2026.
 14 Consult Genlyte to confirm whether specific accessories are BAA-compliant.
 15 Third party sensors also available, please enquire about options for Lutron Athena, Vive, or others.

Accessories¹⁴ (order separately)

- FMA24: 2'x4' "F" mounting frame for NEMA "F" mounting
- FSK24: 2'x4' surface mount field installation kit (factory welded seams)
- FSF24: 2'x4' surface mount field assembly kit (field assembled)
- FPZCH48-1D-SC-UNV: adjustable cable hanger kit with straight white 18/5 cord for dimming (two-1 powered, 1 non-powered).
- FPZCH48-1D-SC-347: adjustable cable hanger kit with straight white 18/5 cord for dimming (two-1 powered, 1 non-powered).
- IRT9015: handheld remote for grouping and configuration (at least one remote required for any SWZCS installation).

Not all product variations listed on this page are DLC qualified. To ensure that a specific model is qualified, visit www.designlights.org/search

2FPZ FluxPanel

Recessed 2x4 at up to 8000 lumens

Application

- Base configurations are 1 9/16". Standard configurations are 3" Dimensions stated for overall depth, including driver box.
- Even distribution of light on the lens provides exceptionally low glare gradient minimizing distractions at the ceiling plane.
- General light distribution creates uniform horizontal and vertical illuminance on the work plane and limits scalloping on the walls.
- Excellent consistency of correlated color temperature (CCT) per ANSI C78.377.
- CRI 80 minimum color rendering with balanced spectrum.
- Designed for use with standard Grid (NEMA "G") or Narrow Grid (NEMA "NFG") ceiling T-bars. Drywall or plaster application require use with the FMA14FP "F" mounting frame accessory (sold and shipped separately).
- Accessory field install kits available for surface (FSF14) and suspended (FPZCH48) mounting.

Enclosure

- Diffuser provides visual comfort and high efficiency.
- Flat opal lens is easy to clean and provides a uniform aesthetic on the ceiling plane.
- Tight enclosure assembly impedes ingress of dust and insects.

Energy data

Luminaire	Catalog	Input Power	Efficacy	DLC
2x4 Standard	2FPZ15L840	12	122	Standard
	2FPZ30L840	23	132	Premium
	2FPZ38L840	29	132	Premium
	2FPZ43L840	30	132	Premium
	2FPZ48L840	37	132	Premium
	2FPZ54L840	42	130	Premium
	2FPZ60L840	47	131	Premium
	2FPZ74L840	58	127	Premium
	2FPZ80L840	65	125	Premium
2x4 Base	2FPZ42B840	40	110	Standard

Electrical

- Up to 125 lm/W efficacy.
- High efficiency Advance driver featuring high power factor (>0.90), 120-277V 60/50Hz, and less than 15% THD.
- Minimum start temperature -20°C (-4°F).
- Standard configurations are 0-10V dimming to 1%. Base configurations are to 5%.
- To predict lumen output in emergency mode, multiply emergency pack wattage by luminaire efficacy, then by 1.10. Typical lumen output is 1200lm for BSL10LST, and 850lm for BSL6LST.
- Electromagnetic interference (EMI) compliant to FCC Title 47 Part 15 class A.
- Flicker and stroboscopic effect compliant to NEMA 77-2017.
- TM-21 predicted L70 lumen maintenance up to 90,000 hours per LED manufacturer LM-80 report.
- cULus (Base) or cETLus (Standard) listed to UL and CSA standards, suitable for damp locations.
- Rated for NSF/ANSI 2 – Light fixture for Non Food Zone. Not intended for use in wet location nor hose down applications.
- Rated for clean room use – meets ISO14644-1 Class 5-9 (equivalent to Federal Standard No. 209E Class 100-100,000)
- Base and Standard configurations are IC rated.
- FluxPanel luminaires are Designlights Consortium® Standard qualified. Please see the DLC QPL list for exact catalog numbers (www.designlights.org/QPL).

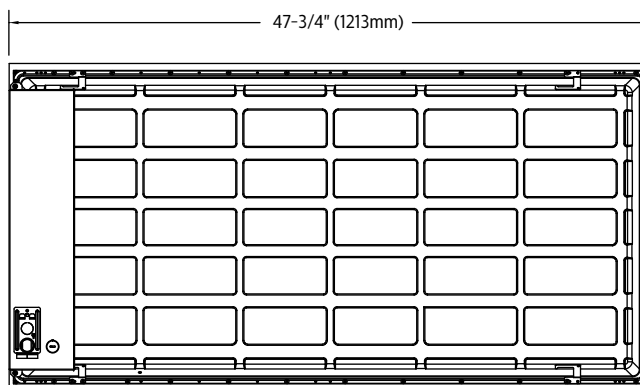
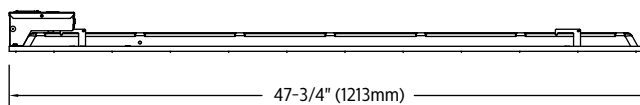
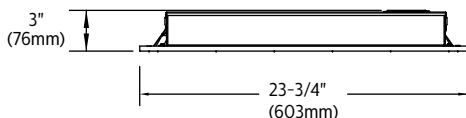
Construction/Finish

- Die formed galvanized steel housing.
- Extruded aluminum frame post painted with gloss white enamel finish. Corners are precision welded for seamless aesthetic.
- Emergency options available with factory installed battery pack.
- Die formed driver box with standard access plate for ease of wiring, provides tool-free access to driver(s) from above.
- Back lit LED arrays with optics provide highly efficient and unpixelated transfer of light to the diffuser.
- Integral clips accommodate definitive attachment to T-bar grid for recessed applications.
- Die formed surface box accessory kit post painted gloss white enamel.

General Notes

- All options factory installed.
- All accessories are field installed.
- Declare label certified, ID SGY-0020 ([View full Declare label](#))
- Many luminaire components, such as reflectors, refractors, lenses, sockets, lampholders, and LEDs are made from various types of plastics which can be adversely affected by airborne contaminants. If sulfur based chemicals, petroleum based products, cleaning solutions, or other contaminants are expected in the intended area of use, consult factory for compatibility.
- Five year limited luminaire warranty includes LED boards and driver. Visit www.genlyte.com/en-us/support/warranties for complete warranty information.

Dimensions



Note: Base configurations are 1-9/16" deep. Standard configurations are 3" deep.

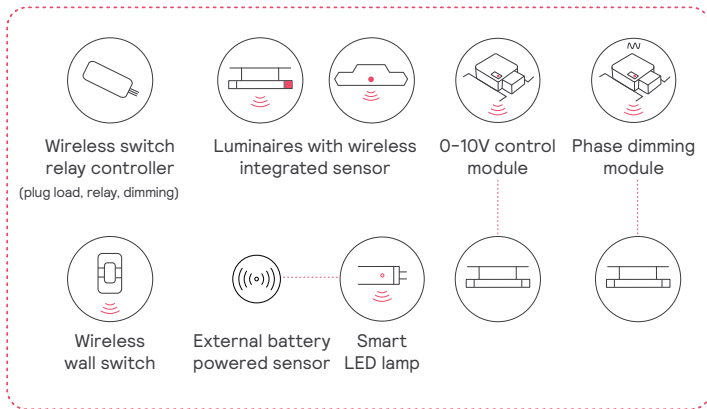
Emergency driver box shown is 20.5" (521mm) long.

Standard non-EM driver box is 10.5" (267mm) long.

2FPZ FluxPanel

Recessed 2x4 at up to 8000 lumens

@signify interact Easy. Effective. Smart.



Meet Interact

A smart, wireless luminaire level lighting control system (LLLLC). A complete solution that combines modern and intuitive technologies for easy installation and specification.

- Works with or without gateway
- **No** IT
- **No** light point restrictions
- **Up to 75%** out of the box savings
- **Fast & easy**
- **Code & rebates** compliant

Capabilities

- Luminaire integrated occupancy and daylight sensing
- BMS integration
- Human-centric lighting
- Connectivity & insights
- Full Automation*
- Security

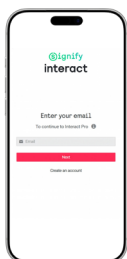
*Grouping, zoning, dimming, high-end trimming, scenes, scheduling, manual controls

Benefits

- Up to 80% installation savings¹**
Compared to installation costs of wired systems
- Up to 5 min faster setup time²**
Compared to similar wireless systems
- Less than 2 year payback**
Implement deep energy-saving strategies and claim utility rebates
- 1.8x more energy savings**
Compared to conventional control systems
- Up to 2x utility rebates**
Network Interact ready devices and get more utility rebates³

1. Versus legacy systems based on installer interviews
2. Based on installer analysis done by Signify for a typical multi-zone space
3. Utility programs across US

Just lights and an App



1. Install the Interact ready fixtures with embedded smart sensor
2. Install the wireless wall switch
3. Configure your setup with the Interact App
4. Leverage the IRT9015 remote accessory to accelerate your setup process
5. Optionally add a gateway for insights and management

Learn more about Interact:

Interact includes an app, a web portal, and a comprehensive range of Interact ready wireless luminaires, lamps, retrofit kits, and control devices like switches and sensors that operate within the same system.



2FPZ FluxPanel

Recessed 2x4 at up to 8000 lumens

Controls Options*

Interact radio node for Standalone,

Gateway & Gateway + IoT tiers (RA)

- RA sensor option is a connected radio node supporting wireless mesh connectivity.
- Compatible with standalone and gateway modes of Interact.

Interact occupancy & daylight sensor for Standalone, Gateway & Gateway + IoT tiers

(CS)

- The CS sensor option is a connected sensor with built-in occupancy and daylight detection, along with wireless mesh connectivity.
- Compatible with standalone and gateway modes of Interact.

Interact advanced sensor bundle for

Gateway + IoT tier (SB)

- SB sensor option offers occupancy and daylight sensing and supports advanced IoT capabilities, such as desk-level temperature and humidity monitoring, noise classification, and Bluetooth Low Energy (BLE) beacon functionality.
- Setup requires a compatible gateway and internet connectivity.
- With compatible gateway and software analytics, SB sensor option enables greater building efficiency, seamless system integration, and optimized space utilization through occupancy and environmental insights.

Interact for intelligent buildings sensor option codes across Genlyte product lines*

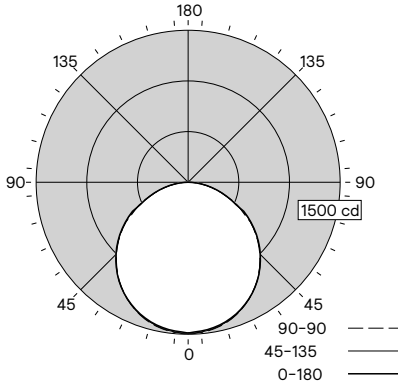
	Sensor part #	Daybrite	Ledalite	Lightolier
Zigbee + Bluetooth	SC100B	RADIO	RA	RA
Zigbee + Bluetooth + Sensing	SC200B	SWZCS	CS	SBA or SWCS accessory
Zigbee + Bluetooth + Sensing + Environmental data	SC1500	IAOSB	SB	SBA or SWCS accessory
Zigbee + Highbay + Bluetooth + Sensing	SNH210 IA	SWZCSH	-	-

2FPZ FluxPanel

Recessed 2x4 at up to 8000 lumens

2FPZ43L835-4-DS-UNV-DIM

Luminaire Lumens 4317
 Luminaire Efficacy Rating (LER) 132
 Total Luminaire Watts 32.6
 Spacing Criterion (0-180) 1.26



	Candela Distribution					Flux
	0	22.5	45	67.5	90	Lumens
0	1488	1488	1488	1488	1488	
5	1474	1483	1489	1483	1474	141
15	1425	1433	1438	1433	1425	404
25	1329	1333	1333	1333	1329	614
35	1189	1189	1185	1189	1189	743
45	1008	1005	999	1005	1008	775
55	794	790	783	790	794	705
65	520	536	533	536	520	528
75	293	290	288	290	293	307
85	85	84	89	84	85	98
90	4	15	34	15	4	

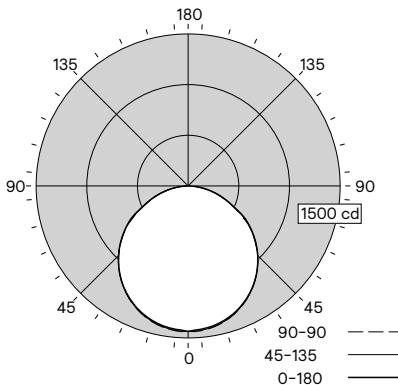
Zonal Lumen Summary			
Zone	Lumens	%Fixture	%Lamp
0-30	1159	26.8%	26.8%
0-40	1902	44.1%	44.1%
0-60	3381	78.3%	78.3%
0-90	4314	99.9%	99.9%
0-180	4317	100.0%	100.0%

Avg. Luminance (cd/m ²)			
	0	90	180
0	2441	2441	2441
5	2427	2451	2427
15	2420	2441	2420
25	2405	2413	2405
35	2380	2372	2380
45	2337	2318	2337
55	2271	2240	2271
65	2019	2067	2019
75	1857	1822	1857
85	1596	1681	1596

Coefficients of Utilization %												
Pc ---		80				70			50		0	
RCR	Pw ---	70	50	30	10	70	50	30	50	30	10	0
	0	119	119	119	119	116	116	116	111	111	111	100
	1	109	104	99	95	106	101	97	97	94	91	83
	2	99	90	83	77	96	88	82	85	79	75	69
	3	90	79	71	64	87	77	70	74	68	62	58
	4	82	70	61	54	80	69	60	66	59	53	49
	5	75	62	53	47	73	61	53	59	52	46	43
	6	70	56	47	41	68	55	47	53	46	40	37
	7	65	51	42	36	63	50	42	49	41	35	33
	8	60	46	38	32	58	46	38	44	37	32	29
	9	56	43	34	29	55	42	34	41	34	28	26
10	53	39	31	26	51	39	31	38	31	26	24	

2FPZ43L840-4-DS-UNV-DIM

Luminaire Lumens 4164
 Luminaire Efficacy Rating (LER) 128
 Total Luminaire Watts 32.5
 Spacing Criterion (0-180) 1.26



	Candela Distribution					Flux
	0	22.5	45	67.5	90	Lumens
0	1436	1436	1436	1436	1436	
5	1421	1432	1435	1432	1421	136
15	1374	1383	1386	1383	1374	390
25	1281	1287	1288	1287	1281	593
35	1145	1148	1147	1148	1145	718
45	971	971	969	971	971	749
55	765	762	759	762	765	681
65	501	498	516	498	501	506
75	284	279	279	279	284	297
85	83	80	84	80	83	94
90	7	11	30	11	7	

Zonal Lumen Summary			
Zone	Lumens	%Fixture	%Lamp
0-30	1118	26.9%	26.9%
0-40	1836	44.1%	44.1%
0-60	3266	78.4%	78.4%
0-90	4162	100.0%	100.0%
0-180	4164	100.0%	100.0%

Avg. Luminance (cd/m ²)			
	0	90	180
0	2355	2355	2355
5	2340	2363	2340
15	2333	2354	2333
25	2318	2332	2318
35	2294	2297	2294
45	2253	2247	2253
55	2189	2170	2189
65	1944	2001	1944
75	1797	1767	1797
85	1564	1585	1564

Coefficients of Utilization %												
Pc ---		80				70			50		0	
RCR	Pw ---	70	50	30	10	70	50	30	50	30	10	0
	0	119	119	119	119	116	116	116	111	111	111	100
	1	109	104	99	95	106	101	97	97	94	91	83
	2	99	90	83	77	96	88	82	85	79	75	69
	3	90	79	71	64	87	77	70	74	68	62	58
	4	82	70	61	54	80	69	60	66	59	53	49
	5	75	62	53	47	73	61	53	59	52	46	43
	6	70	56	47	41	68	55	47	53	46	40	37
	7	65	51	42	36	63	50	42	49	41	35	33
	8	60	46	38	32	58	46	38	44	37	32	29
	9	56	43	34	29	55	42	34	41	34	28	26
10	53	39	31	26	51	39	31	38	31	26	24	

© 2026 Signify Holding. All rights reserved. The information provided herein is subject to change, without notice. Signify does not give any representation or warranty as to the accuracy or completeness of the information included herein and shall not be liable for any action in reliance thereon. The information presented in this document is not intended as any commercial offer and does not form part of any quotation or contract, unless otherwise agreed by Signify.



Signify North America Corp.
 400 Crossing Blvd, Suite 600
 Bridgewater, NJ 08807
 Telephone: 800-555-0050

Signify Canada Ltd.
 281 Hillmount Road,
 Markham, ON, Canada L6C 2S3
 Telephone: 800-668-9008

All trademarks are owned by Signify Holding or their respective owners.