Mini LED Platform: compact performers

Mini Iridium LED, Mini Koffer² LED, Mini Milewide LED, Mini Modena LED

PHILIPS

sense and simplicity

Centralvägen

Mini LED Platform – the best residential area solution

With more than 30,000 luminaires already installed in the field over the past two years, these Mini LED luminaires are becoming the benchmark for residential street lighting. The upcoming new generation will allow maximum energy savings thanks to better efficacy and more flexibility in application with new optics and additional control options.
The modularity of the Mini LED Platform luminaires allows you to upgrade your lighting installation quickly and easily whenever you want, just by changing the light engine.

Thanks to the variety offered by this platform – Mini Iridium LED, Mini Koffer² LED, Mini Milewide LED and Mini Modena LED – there is a wide range of designs to ensure the luminaire suits the look and feel of your street architecture, with the same best-in-class performance.

Mini LED Platform new generation: maximum energy savings and broader application scope

The brand-new generation of Mini LED Platform luminaires offers the same flexibility as LEDGINE 2.0 luminaires and similar levels of performance to meet all your needs:

	Green Line	Economy Line
Benefits	Maximum energy savings	Investment / energy savings trade off
Source Efficacy (lm/W)	up to 125 lm/W	up to 116 lm/W
LER - Luminaire Efficacy Rating (lm/W)	up to 87 lm/W	up to 85 lm/W
Power system (W)	up to 29 W	up to 41 W
Lumen depreciation at 60,000 hours	L90	L85
Lighting Distribution	MSO (Medium Street Optic < 6 m width)	MSO (Medium Street Optic < 6 m width)
	WSO (Medium Street Optic > 6 m width)	WSO (Medium Street Optic > 6 m width)
Color Temperature	Warm White (3000 K)	Warm White (3000 K)
	Neutral White (4000 K)	Neutral White (4000 K)
	Cool White (5700 K)	Cool White (5700 K)

Brand-new optics have been designed to greatly increase the scope of application, allowing the Mini LED luminaires to be used in major residential street configurations, and other applications. Mounting heights range from 3.5 to 6 meters.



Application scope covered by Mini LED Platform new generation.

Mini LED Platform new generation: more control devices

A good lighting system generates precisely the right level of light in the right place at the right time. Dynamic lighting control is an ideal means of saving energy without affecting light uniformity or safety. The Mini LED luminaire control devices have been optimized thanks to a new dedicated electronic driver.

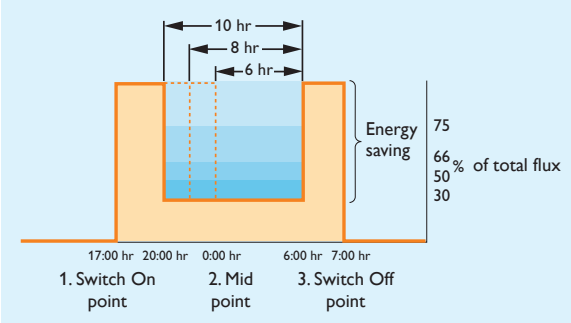

Lumistep: stand-alone dimming device.

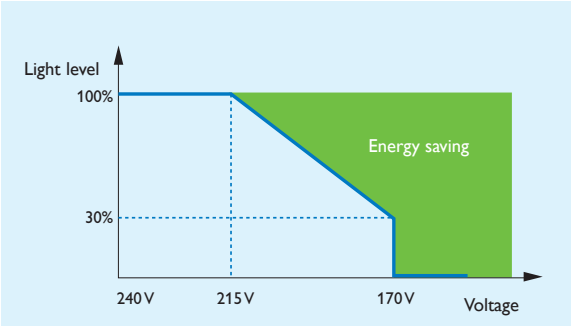

Mains dimming option.

Constant Light Output (CLO)

The CLO function has been integrated into the driver, enabling the light depreciation of the LED to be controlled throughout its life. This represents an additional energy saving of up to 15% without any reduction in the required lighting level.

Lumistep

Lumistep is a stand-alone dimming device that can easily give rise to as much as 20% savings on your electricity bill. Different timelines are suggested for different levels of dimming. These are pre-programmed by the factory.

Mains dimming

This new option enables you to dim the light down by reducing the mains input. This allows you to install LED luminaires in installations already set up with mains dimming or to use our new Amplight to monitor and control groups of light points at a competitive price.

Telemanagement

The new electronic driver used in this new generation of Mini LED luminaires allows external dimming via 1-10 V, making it possible to connect telemanagement systems such as OLC (Outdoor Luminaire Controller) that are installed in the mast or – in the near future – in the RF antenna. These are our state-of-the-art control systems, which allow full control and monitoring of each light point.

Best performances and Total Cost of Ownership (TCO) for residential areas

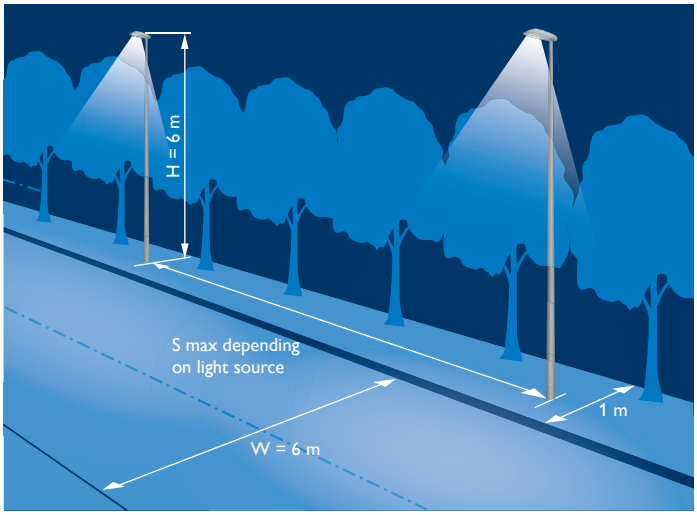

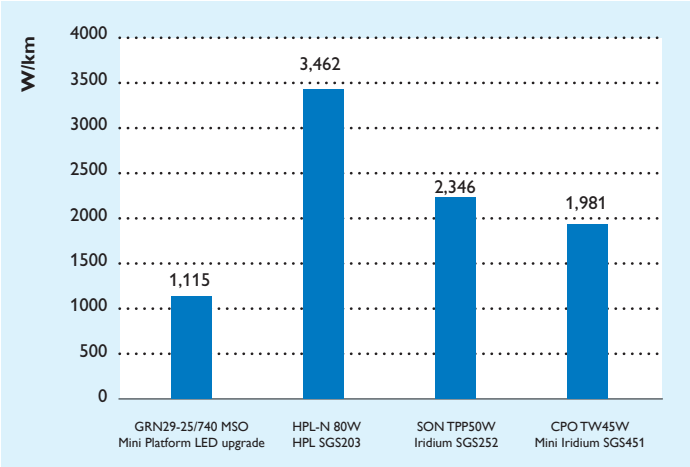

Scenario 1: Energy efficiency of the Mini LED Platform new generation vs. conventional solution in a retrofit installation.

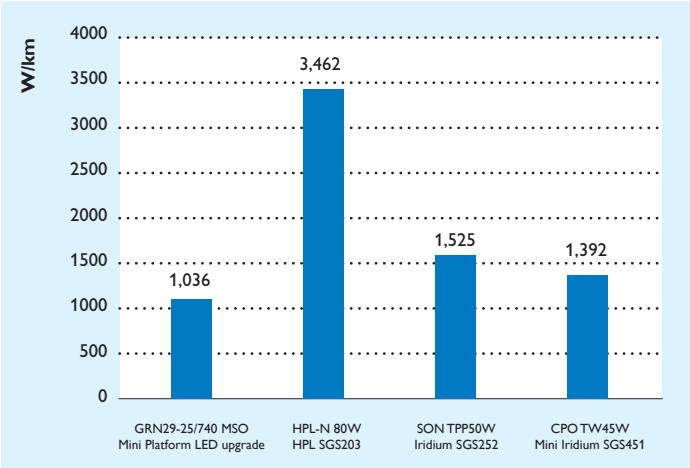

Scenario 2: Energy efficiency of the Mini LED Platform new generation vs. conventional solution in a new installation.

Mini LED Platform in application:

- Lighting class: S4 (5 lux ≤ Eave ≤ 7.5 lux)
- Carriageway: single
- Number of lanes: 2
- Adjacent pavements on each side

An installer was asked by a municipality to renovate an old S4-class HPL 80 W mercury lamp installation. The existing configuration featured a 6-meter mounting height and 26-meter inter-column spacing.

We studied two different scenarios:

- Scenario 1: direct replacement of the luminaires with Iridium SGS252 SON-T 50 W EM, Mini Iridium SGS451 CPO-TW 45 W and Mini LED Platform upgrade GRN29-2S/740.
- Scenario 2: as for a new installation, optimization of the spacing between poles for each of the following luminaires: Iridium SGS252 SON-T 50 W EM, Mini Iridium SGS451 CPO-TW 45 W and Mini LED Platform upgrade GRN29-2S/740.

Mini LED Platform new generation enables up to 70% energy savings compared with an old HPL installation and is approximately 50% more efficient than a SON-TPP luminaire in a retrofit case.

Main specifications

Main specifications	
IP of the luminaire	IP66
Mechanical resistance	IK07
Nominal voltage	230 V – 50/60 Hz
Electrical class	I or II
Glass cover	PMMA
Housing	Aluminum
Standard color:	
• Mini Iridium LED	Gray (RAL 7035)
• Mini Koffer² LED	Gray (RAL 7035)
• Mini Milewide LED	Urban light gray
• Mini Modena LED	Silver gray
Opening of the luminaire:	
• Mini Iridium LED	Opens downwards
• Mini Koffer² LED	Opens downwards
• Mini Milewide LED	Opens upwards
• Mini Modena LED	Opens downwards
Mounting height	3.5 to 6 m

Options
All RAL or AKZO colors
Minicell

Controls
Constant Light Output (CLO)
Lumistep
Mains dimming
External dimming 1-10 V
Dynadimmer (Q3/2011)
Telemanagement with RF antenna (Q3/2011)

Mini Iridium LED

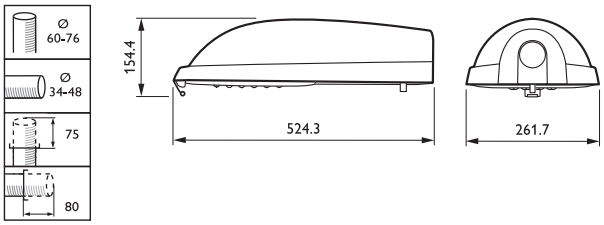

Installation	
Post-top position	10°
Post-top diameter	60 and 76 mm
Side-entry position	0°
Side-entry diameter	up to 48 mm
Fastening	1 M10 screw

Mini Milewide LED

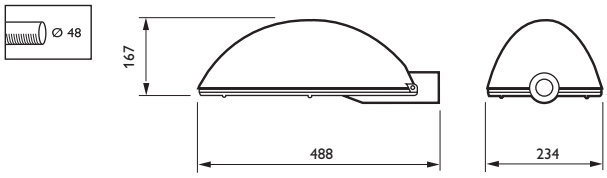

Installation	
Side-entry position	0°
Side-entry diameter	up to 48 mm
Fastening	2 M10 screws

Mini Modena LED

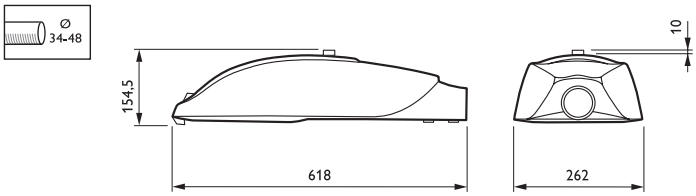

Installation	
Side-entry position	0°
Side-entry diameter	up to 48 mm
Fastening	2 M10 screws

Mini Koffer² LED

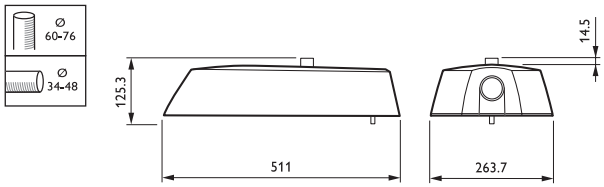

Installation	
Post-top position	10°
Post-top diameter	60 and 76 mm
Side-entry position	0°
Side-entry diameter	up to 48 mm
Fastening	1 M10 screw

© 2011 Koninklijke Philips Electronics N.V.
All rights reserved. Reproduction in whole or in part is prohibited without the prior written consent of the copyright owner. The information presented in this document does not form part of any quotation or contract,is believed to be accurate and reliable and may be changed without notice. No liability will be accepted by the publisher for any consequence of its use. Publication thereof does not convey nor imply any license under patent or other industrial or intellectual property rights.

Document order number: 3222 635 69154
07/2011
Data subject to change.

www.philips.com/catalog