

UNILinear Flex IP65/悠奕柔性灯带 IP65

BGC20I

Mounting instruction/ 安装说明



Type 型号	Lm/M (Typical) 流明/米	Power/M 功率/米*	LED Type LED型号	LED Qty/M LED数量/米	Input Voltage 输入电压	CCT 色温
BGC20I 400LM	400LM/M	5W/M	2835	36 pcs/M	DC24V	2500K/3000K/4000K/6500K
BGC20I 800LM	800LM/M	10W/M	2835	72 pcs/M	DC24V	2500K/3000K/4000K/6500K
BGC20I 1100LM	1100LM/M	14W/M	2835	108 pcs/M	DC24V	2500K/3000K/4000K/6500K
BGC20I RGB	480LM/M	13W/M	5050	60 pcs/M	DC24V	RGB

*该功率值基于1米灯带测试，为典型值，取决于选用电源效率，不同色温的产品数据会有所不同。

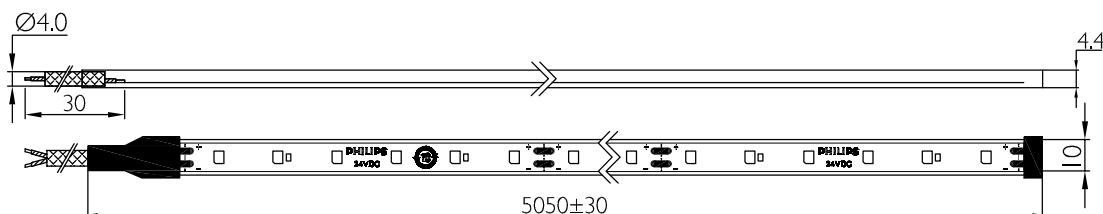
*The wattage is typical value based on the test from 1m lighting strip. The real wattage is subject to the configured driver efficiency and lighting strip load. It will vary due to different color temperature.

Model List 型号清单	Power/5 功率/5米	Model List 型号清单	Power/5M 功率/5米
BGC20I 400LM 2500K L5000	20W/5M	BGC20I 800LM 6500K L5000	33W/5M
BGC20I 400LM 3000K L5000	19W/5M	BGC20I 1100LM 2500K L5000	50W/5M
BGC20I 400LM 4000K L5000	18W/5M	BGC20I 1100LM 3000K L5000	45W/5M
BGC20I 400LM 6500K L5000	18W/5M	BGC20I 1100LM 4000K L5000	44W/5M
BGC20I 800LM 2500K L5000	37W/5M	BGC20I 1100LM 6500K L5000	44W/5M
BGC20I 800LM 3000K L5000	34W/5M	BGC20I RGB L5000	48W/5M
BGC20I 800LM 4000K L5000	33W/5M		

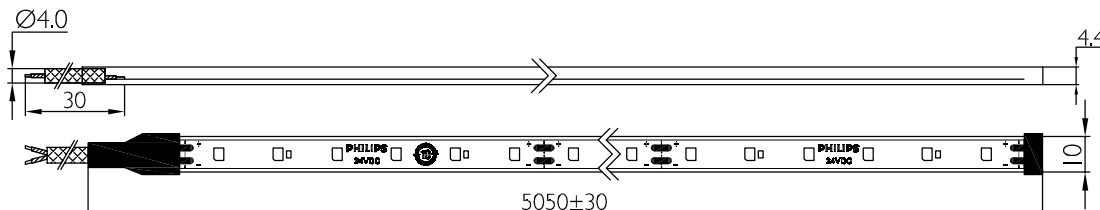
Due to the electrical properties of low voltage DC driven LED strips, the wattage and lumens value of LED strips per roll (5m) is not equal of 5 times of value per meter. 由于低压恒流LED灯带产品电学特性，每卷(5米)灯带的功率与光通量数值不是每米灯带的功率与光通量数值的线性5倍关系。

产品尺寸/Product Dimension

BGC20I 400LM Dimension/尺寸 Unit: mm/单位: mm



BGC20I 800LM Dimension/尺寸 Unit: mm/单位: mm

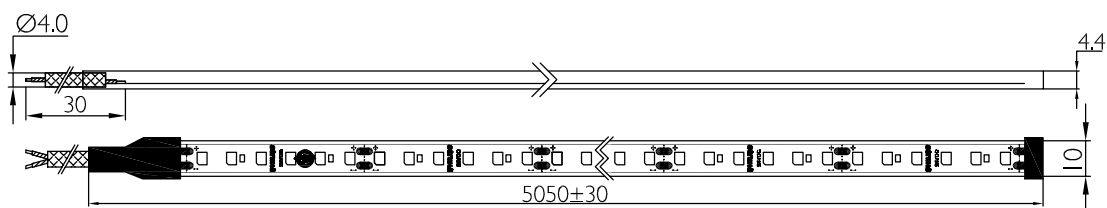


Philips Lighting Luminaires (Shanghai) Co., Ltd.
Address: 2nd floor, Bldg.6, HuYi Rd. 1805, MaLu Town, JiaDing District, Shanghai, China
Postalcode: 201801

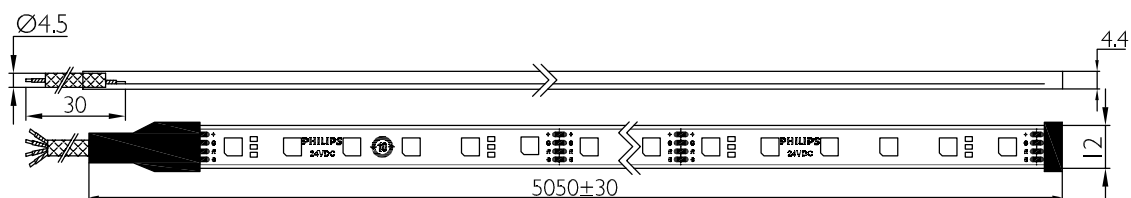
飞利浦灯具(上海)有限公司
地址: 中国上海市嘉定区马陆镇沪宜公路1805号6幢二层
邮编: 201801

PHILIPS

BGC201 1100LM Dimension/尺寸 Unit: mm/单位: mm

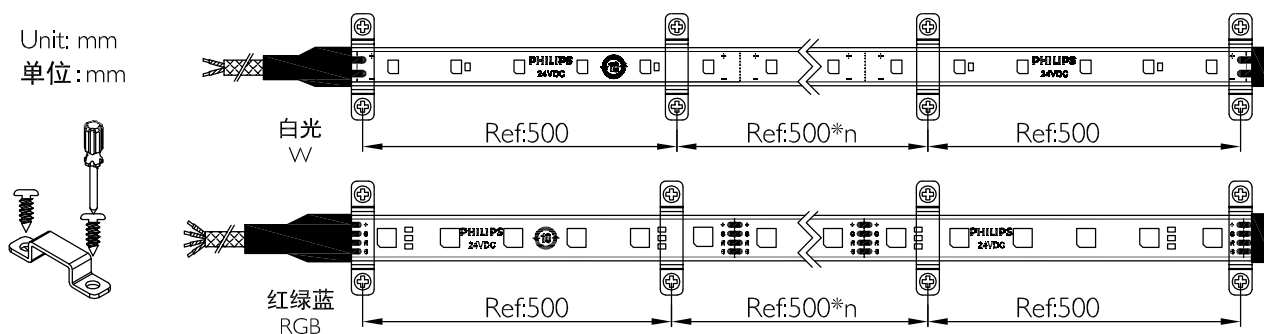


BGC201 RGB Dimension/尺寸 Unit: mm/单位: mm



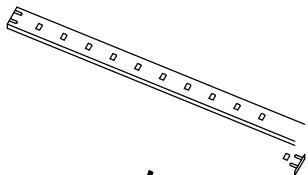
① Using self-tapping screw to fix LED Strip.
使用自攻螺钉固定灯带。

Unit: mm
单位: mm

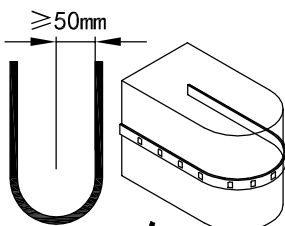


Installation angle/安装角度

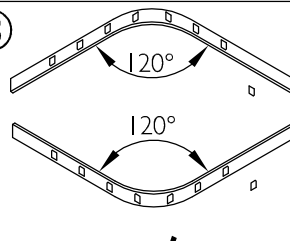
①



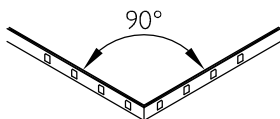
②



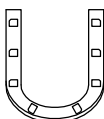
③




①



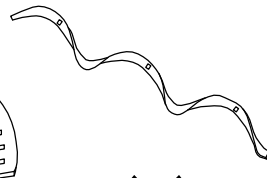
②



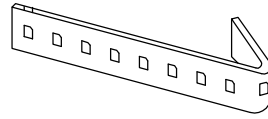
③



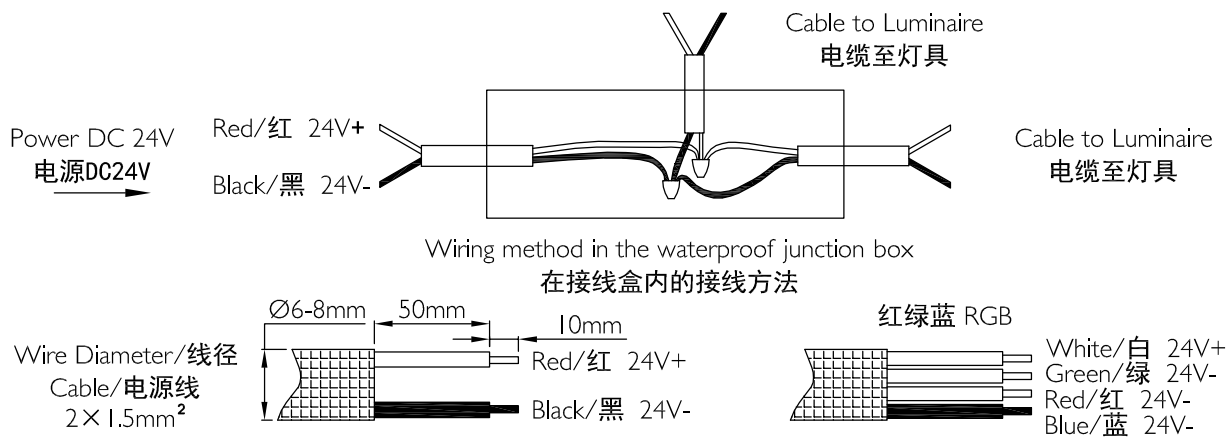
④



⑤



Cable connection/出线连接方式



电源到单条灯带的铜导线最长连接长度建议 $\leq 35\text{M}(1.5\text{mm}^2)$ 、 $12\text{M}(0.5\text{mm}^2)$ 。

Maximum connection length of copper wire from power supply to the lighting strip is recommended $\leq 35\text{M}(1.5\text{mm}^2)$ 、 $12\text{M}(0.5\text{mm}^2)$.

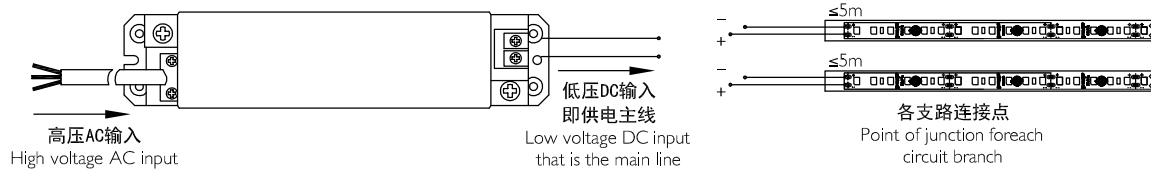
Driver connection/驱动连接

1. 驱动与灯具的连接参考如下图，灯带的正极（红色线材）接驱动电源的正极接口。

The junction of the driver and lighting strip refer to below figure, the positive pole of the lighting strip (the red cable) join to the positive connector of the driver.

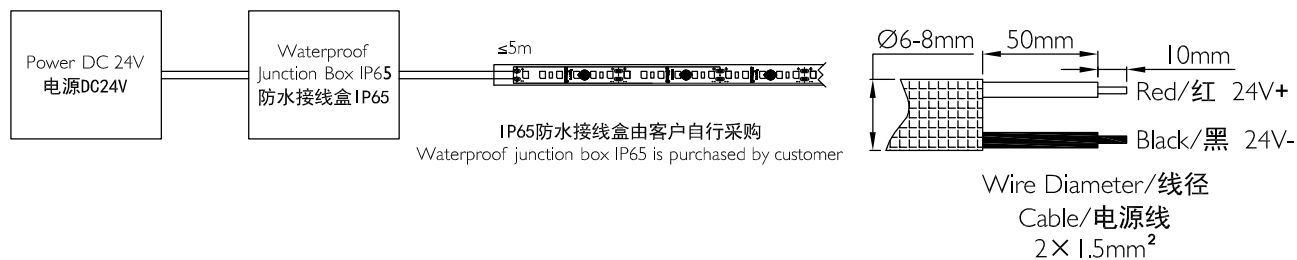
灯带的负极（黑色）对应接驱动电源的负极接口。

The negative pole of the lighting strip (the black cable) join to the corresponding negative connector of the driver.



2. 灯带与驱动电源之间连接必须使用防水等级达到IP65的接线盒，如下图。

The junction box between the driver and lighting strip should reaches the water grade of IP65, see below figure.



3. 产品应匹配符合IEC/EN 61347-2-13(灯带无电源供电)的认证的独立SELV LED驱动器;

- 输出电压(恒定电压)等于本产品的额定电压；
- 输出功率至少等于本产品的额定功率；
- 如果变压器的保护指数为IP65或以上，则电源插头可以使用在IP44的插座上。

The products shall be supplied with a certified independent SELV LED driver complying with IEC/EN 61347-2-13 (strip light delivered without supply source); and

- With output voltage (constant voltage) equal to rated voltage of this product; and
- With output power at least equal to the rated power of this product; and
- With protection index of IP65 or above for the transformer, the mains plug can be using an IP44 socket

建议使用飞利浦电源，详细请咨询飞利浦销售部。

Recommend to use Philips driver, details please consult Philips sales department.

驱动必须放置在IP65及以上等级的户外防水接线盒中，IP65防水接线盒由客户自行采购。

Driver must be installed within waterproof junction box IP65 or higher IP level ,
Waterproof junction box IP65 is purchased by customer.

警示/Warning

使用本产品前，请先仔细阅读本手册

Please read this manual carefully before using the product

● 所有不当使用或自行更改产品结构而导致损坏，生产商不负任何责任。
The manufacturer will not be held responsible for improper usage or modifications of the product.

● 电源驱动器必须符合IEC61347-2-13/GB19510.14的独立式要求。
The power supply must accord with independent driver requirements of IEC61347-2-13/GB19510.14.

● 用于间接照明时，灯带需保持与被照物10cm的距离。
This product should be installed 10cm away from the illuminated object when it's applied for in-direct lighting

● 灯具的光源不可单独替代，当光源寿终时，整个灯具需要被替换掉。
The light source of this luminaire is not replaceable; when the light source reaches its end of life the whole luminaire shall be replaced

● 产品如有变动，恕不另行通知。
Products shall be subject to any changes without additional notices

使用操作说明：Operation instruction：

● 安装和维护灯具时，请做好防静电措施。
Pls take staticproof measure when installing and maintaining the luminaires.
● 如发现异常或操作有任何问题，请务必先切断电源，然后与飞利浦经销商联系。
In case of operation failure, please switch off the power and contact your nearest Philips dealer.

保养方法：Maintenance：

● 灯带不洁处需擦拭时请用柔软干燥的布料擦拭。
To clean the product, please use soft dry cottoncloth only.
● 请不要用香蕉水等挥发性物质擦拭灯带表面，请不要对灯具喷洒任何化学药剂，否则灯具可能会变色或损坏。
Do not use chemical solvents to clean the lighting strip, it might damage the surface.


注意：Attention：

● 安装和维护灯带时，请务必先关闭电源！
Please shut off the power supply before mounting and maintaining lighting strip!
● 灯带应由有资格的电工安装，接线符合IEE电气标准或国家标准。
The lighting strip shall be installed by a qualified electrician and wired in accordance with the latest IEE electrical regulations or the national requirements.
● 灯带不允许被隔热或类似材料覆盖。
The lighting strip shall not be covered with thermal insulation or similar material under any circumstance,
● 灯具避免在腐蚀性环境或者含有有害物质，例如硫化物，卤化物，邻苯二甲酸酯等环境中存储和使用。
The corrosive atmosphere or hazardous materials such as sulfur, chlorine, phthalate, etc must be avoided during the use and storage.
● -当接通电源时，不可将灯带放在包装内或缠绕在卷盘上。
-Do not connect the strip light to the power supply while it is in the packing or wound onto a reel.
● -在被覆盖或嵌入表面时，不可使用灯带。
-Do not use the strip light when covered or recessed into a surface.
● -最小允许弯曲半径为50毫米。
-minimum allowed bending radius is 50mm.
● -不要切断或损坏灯带，否则会导致IP失效。
-Do not cut or damage the strip light otherwise IP fails.
● -插头与灯带之间的连接电缆长度不应小于1.5米。
-The length of the cable between the plug and the connection to the strip light shall be not less than 1.5m.

有害物质清单/Harmful Substance Form

产品中有害物质的名称及含量						
部件名称	有害物质					
	铅 (Pb)	汞 (Hg)	镉 (Cd)	六价铬 (Cr ⁶⁺)	多溴联苯 (PBB)	多溴二苯醚 (PBDE)
LED灯板/光源	○	○	○	○	○	○
驱动器(板)，铜制及电子零部件	×	○	○	○	○	○
透镜光学部件	○	○	○	○	○	○
外壳及其它零部件	○	○	○	○	○	○
本表格依据SJ/T 11364的规定编制 ○：表示该有害物质在该部件所有均质材料中的含量均在GB/T 26572规定的限量要求以下。 ×：表示该有害物质至少在该部件的某一均质材料中的含量超出GB/T 26572规定的限量要求。						
Applicable to China Only						

合格证/Qualification



合格证

The products can't be serially connected/产品不能串连