



**PHILIPS
LUMEC**



Site and Area

HighFocus

Elevate your freedom with HighFocus

Philips Lumec HighFocus LED high mast luminaires help to reduce lighting-related energy costs compared to HID technologies while meeting code requirements, and their long life, backed by Luminaire Useful Life rating, means that maintenance time and related costs are also reduced. HighFocus LED is the high performing, low-maintenance high mast solution that provides managers and work crews with the freedom to focus on other tasks.

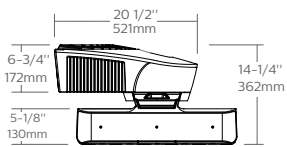
Benefits

- Provides reliable and uniform LED illumination ranging from 400 to 1000W HID replacement.
- Consistent and uniform light levels, from specially-designed discrete LED optics mean that anyone can confidently navigate the well-lit area with ease.
- Eight lumen packages available providing up to 97,380 lumens and up to 140 lm/W, so you can customize your high mast solution to maximize your energy saving benefits.
- Switching your HID high mast luminaires to HighFocus LED allows you to achieve comparable photometric performance while utilizing half the number of luminaires*.
- Long LED life means that drivers aren't frequently inconvenienced by maintenance-related lane or area closures.



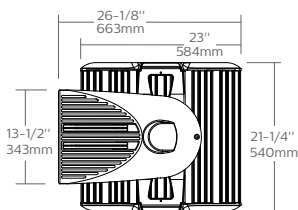
Dimensions

Side View




EPA - 1.89 sq. ft.


Bottom View



LED Modules



2 modules
44 lbs (19.96 kg)



4 modules
60 lbs (27.22 kg)



6 modules
75 lbs (34.02 kg)

Applications

- Ports
- Rail yards
- Shipyards

Technical features

Note: Prior to ordering, consult specification sheets on philips.com/luminaires for the most current information, notes and exclusions.

Optics: Type II (2), Type III (3), Type IV (4), Type V Medium (5M), Type V Wide (5W)

Note: Entire optical assembly rotatable, enabling alignment of asymmetric optics parallel with roadway to optimize optical performance.

Color temperature: 4000K, neutral white

Luminous flux: 21,775 – 97,389 delivered lumens

Efficacy: up to 140 Lm/W

Uplight: U0 = No uplight

Luminaire Useful Life: Up to 100,000+ hours with $>L_{70}$ at 25°C (includes LEDs and drivers)

Driver: 0-10V Dimming Driver Standard

Power: 167W to 965W (steady state in W, +/- 10%)

Surge protection: SP1 standard, SP2 option provides extra surge protection

Twist-Lock receptacle: Optional 5-pin and 7-pin NEMA twist lock receptacles available

Finish: Grey, White, Black, Bronze

IP Rating: IP66 rated light engines, IP65 rated electrical compartment

Material: Low copper die cast aluminum housing and door, anodized aluminum heat sink

Vibration: Meets ANSI C136.31 3G rating for bridges and overpasses

Mounting: Fits on 2 3/8" (60mm) O.D. (2" NPS) by 5 1/2" (140mm) minimum long tenon.

Warranty: 10-year limited warranty.
See philips.com/warranties for details and restrictions.

RoadFocus



PowerForm



For expanded consistency across your project scope, including area, roadway, and flood lighting, see our entire Philips professional lighting portfolio at philips.com/luminaires



Take the next step

See how Philips Lumec HighFocus LED high mast luminaires can provide a complete solution for your port, rail yard or shipyard lighting needs. Contact your local Philips Sales Representative or visit philips.com/highfocus for more information or to schedule a personalized demonstration.

© 2017 Philips Lighting Holding B.V. All rights reserved.
Philips reserves the right to make changes in specifications and/or to discontinue any product at any time without notice or obligation and will not be liable for any consequences resulting from the use of this publication.
philips.com/luminaires

PLu-17XXBN 03/17 philips.com/luminaires



Philips Lighting North America Corporation
200 Franklin Square Drive, Somerset, NJ 08873
Tel. 855-486-2216

Philips Lighting Canada Ltd.
281 Hillmount Rd, Markham, ON, Canada L6C 2S3
Tel. 800-668-9008