



Perfect sparkle, trendy design

MasterColor CDM-R111 Elite

MasterColor CDM-R111 Elite combines the trendy look of 111 mm aluminum-reflector halogen lamps with the long life, high energy efficiency and crisp white light of MasterColor CDM.

Benefits

Features

Application

Warnings and Safety

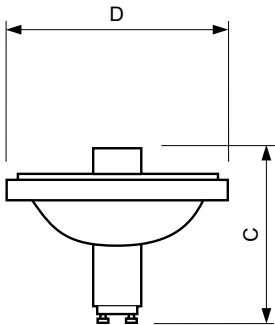
Versions



CDM-R111 Elite GX8.5

MasterColor CDM-R111 Elite

Dimensional drawing



Product	D (max)	C (max)
MASTERColor CDM-R111 Elite 70W/930 GX8.5 24D	111 mm	95 mm
MASTERColor CDM-R111 Elite 35W/930 GX8.5 10D	111 mm	95 mm
MASTERColor CDM-R111 Elite 35W/930 GX8.5 24D	111 mm	95 mm

Controls and Dimming

Dimmable	No
----------	----

Operating and Electrical

Voltage (Nom)	89 V
Re-Ignition Time (Min) (Max)	15 min
Warm Up Time To 60% Light (Nom)	120 s

General Information

Cap-Base	GX8.5
Life To 20% Failures (Nom)	10500 h
Life To 50% Failures (Nom)	12000 h
Life To 5% Failures (Nom)	8000 h
Operating Position	UNIVERSAL
Switching Cycle	1050X

Light Technical

Color Code	930
Color Designation	Warm White (WW)
Correlated Color Temperature (Nom)	3000 K
LLmf At End Of Nominal Lifetime (Nom)	70 %
Lumen Maintenance 12000 h (Nom)	70 %
Lumen Maintenance 2000 h (Nom)	90 %
Lumen Maintenance 4000 h (Nom)	85 %

Mechanical and Housing

Bulb Finish	Reflector
Bulb Shape	R111

Approval and Application

Order Code	Full Product Name	Energy Consumption kWh/1000 h	Energy	
			Efficiency Label (EEL)	Mercury (Hg) Content (Nom)
928195305306	MASTERColor CDM-R111 Elite 35W/930 GX8.5 10D	43 kWh	B	4.7 mg
928195405306	MASTERColor CDM-R111 Elite 35W/930 GX8.5 24D	43 kWh	A	4.7 mg
928195705306	MASTERColor CDM-R111 Elite 70W/930 GX8.5 24D	80 kWh	A	6.6 mg

Operating and Electrical

Order Code	Full Product Name	Lamp			
		Current (EM) (Nom)	Voltage (Max)	Voltage (Min)	Power (Rated) (Nom)
928195305306	MASTERColor CDM-R111 Elite 35W/930 GX8.5 10D	0.440 A	97 V	81 V	39.1 W

MasterColor CDM-R111 Elite

Order Code	Full Product Name	Lamp			Power (Rated) (Nom)
		Current (EM) (Nom)	Voltage (Max)	Voltage (Min)	
928195405306	MASTERColor CDM-R111 Elite 35W/930 GX8.5 24D	0.440 A	97 V	81 V	39.1 W
928195705306	MASTERColor CDM-R111 Elite 70W/930 GX8.5 24D	-	98 V	80 V	73.2 W

General Information

Order Code	Full Product Name	Life To 10% Failures (Nom)
928195305306	MASTERColor CDM-R111 Elite 35W/930 GX8.5 10D	5500 h
928195405306	MASTERColor CDM-R111 Elite 35W/930 GX8.5 24D	5500 h

Order Code	Full Product Name	Life To 10% Failures (Nom)
928195705306	MASTERColor CDM-R111 Elite 70W/930 GX8.5 24D	9500 h

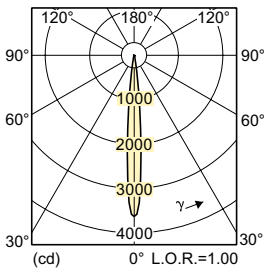
Light Technical (1/2)

Order Code	Full Product Name	Beam		Chromaticity	Chromaticity
		Angle (Nom)	Beam Description	Coordinate X (Nom)	Coordinate Y (Nom)
928195305306	MASTERColor CDM-R111 Elite 35W/930 GX8.5 10D	10 °	Spot	0.432	0.392
928195405306	MASTERColor CDM-R111 Elite	24 °	Narrow Flood	0.432	0.392

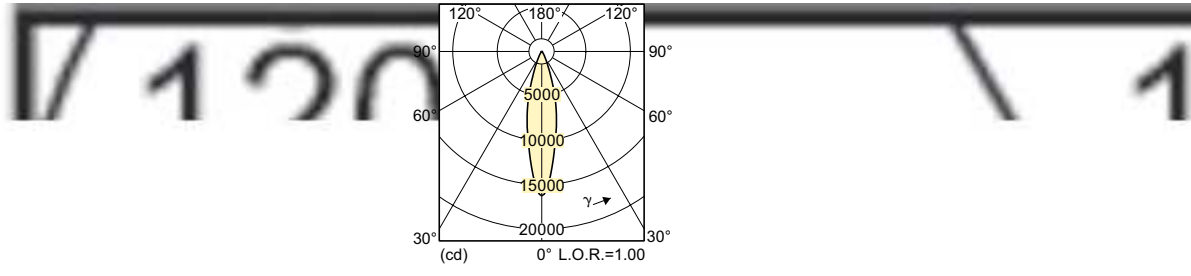
Order Code	Full Product Name	Beam		Chromaticity	Chromaticity
		Angle (Nom)	Beam Description	Coordinate X (Nom)	Coordinate Y (Nom)
	35W/930 GX8.5 24D				
928195705306	MASTERColor CDM-R111 Elite 70W/930 GX8.5 24D	24 °	Narrow Flood	0.441	0.397

Light Technical (2/2)

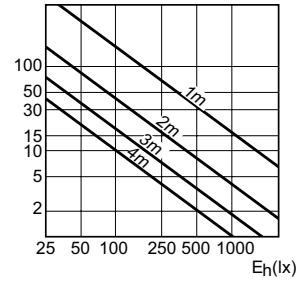
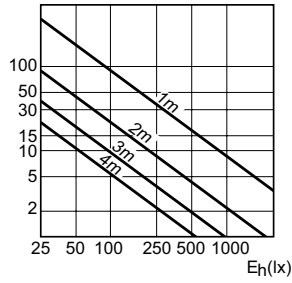
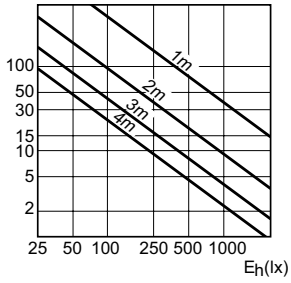
Order Code	Full Product Name	Color Rendering Index (Min)	Color Rendering Index (Nom)	Luminous Efficacy (rated) (Nom)	Design Mean Lumens	Luminous Intensity (Min)	Luminous Intensity (Nom)
928195305306	MASTERColor CDM-R111 Elite 35W/930 GX8.5 10D	87	90	37 lm/W	1200 lm	27000 cd	36000 cd
928195405306	MASTERColor CDM-R111 Elite 35W/930 GX8.5 24D	87	90	46 lm/W	1500 lm	6500 cd	8500 cd
928195705306	MASTERColor CDM-R111 Elite 70W/930 GX8.5 24D	89	92	50 lm/W	3100 lm	12000 cd	16000 cd



MasterColor CDM-R111 Elite



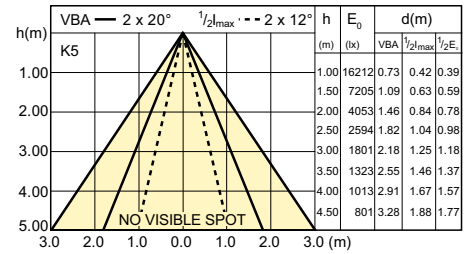
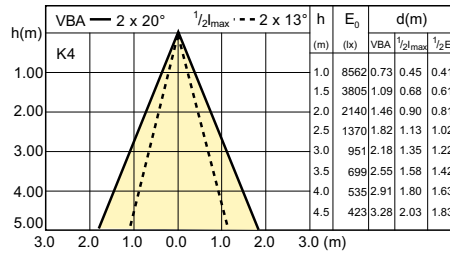
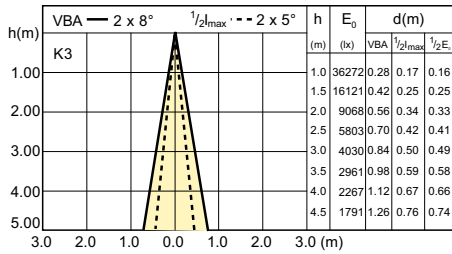
Accent Diagrams



LDAC_CDMR111E_0002-Accent diagram

LDAC_CDMR111E_0008-Accent diagram

Beam Diagrams



LDAC_CDMR111E_0001-Beam diagram

LDAC_CDMR111E_0002-Beam diagram

LDAC_CDMR111E_0008-Beam diagram

