



# Simply irresistible. Superior light quality from start to finish

## MasterColor CDM-R Elite

The Elite family is at the very top of the MasterColor CDM range, and gives a unique combination of unbeatable light quality and consistent performance over lifetime, while keeping running costs low. MasterColor metal halide lamps deliver consistent white light and higher color rendering than any standard metal halide source for architectural lighting. MasterColor CDM Elite PAR30L lamps deliver similar performance as the MasterColor Elite family lamps in the familiar PAR30L shape.

### Benefits

- Energy-efficient alternative to incandescent, halogen and standard MasterColor PAR30L lamps.
- Improved lumen maintenance over standard metal halide and standard MasterColor PAR30L lamps.
- Lamp to lamp color consistency over life.

### Features

- Exceptional color rendering and superior color stability -- within +/- 200 K, CRI 90, 3000 K
- Low mercury, no lead; ALTO-compliant
- Operates on existing electronic and electromagnetic ballasts
- Features FadeBlock™—an integrated UV-blocking medium for reduced fading of fabrics and paintings
- Available in 35 and 70 W versions

### Application

- Ideal for display and accent lighting in retail and architectural lighting for interior and exterior applications.

# MasterColor CDM-R Elite

## Warnings and Safety

• R "WARNING: These lamps can cause serious skin burn and eye inflammation from short wave ultraviolet radiation if outer envelope of the lamp is broken or punctured. Do not use where people will remain for more than a few minutes unless adequate shielding or other safety precautions are used. Certain lamps that will automatically extinguish when the outer envelope is broken or punctured are commercially available." This lamp complies with FDA radiation performance standard 21 CFR subchapter J. (USA:21 CFR 1040.30 Canada: SOR/DORS/80-381)

## Versions

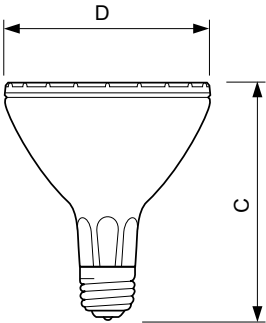


CDM-R Elite 35W E26 PAR20



CDM-R Elite /930 E26 PAR30L

## Dimensional drawing



D

| Product  |
|--|
| MASTERColor CDM-R Elite 35W/930 E26 PAR30L 30D |
| MASTERColor CDM-R Elite 35W/930 E26 PAR30L 10D |
| MASTERColor CDM-R Elite 70W/930 E26 PAR30L 40D |
| MASTERColor CDM-R Elite 70W/930 E26 PAR30L 10D |

| Product                                       | D (max) | C (max) |
|---|---------|---------|
| MASTERColor CDM-R Elite 35W/930 E26 PAR20 10D | 65 mm   | 95 mm   |
| MASTERColor CDM-R Elite 35W/930 E26 PAR20 30D | 65 mm   | 95 mm   |

# MasterColor CDM-R Elite

## Approval and Application

Energy Efficiency Label (EEL) Not applicable

## Controls and Dimming

Dimmable No

## Operating and Electrical

Re-Ignition Time (Min) (Max) 15 min

Warm Up Time To 60% Light (Nom) 120 s

## General Information

Cap-Base E26

Life To 10% Failures (Nom) 10000 h

Life To 20% Failures (Nom) 12000 h

Life To 50% Failures (Nom) 15000 h

Life To 5% Failures (Nom) 9000 h

Operating Position Universal

Switching Cycle 1350X

## Luminaire Design Requirements

Bulb Temperature (Max) 300 °C

## Light Technical

Color Code 930

Color Designation Warm White (WW)

Correlated Color Temperature (Nom) 3000 K

Llmf At End Of Nominal Lifetime (Nom) 80 %

Lumen Maintenance 12000 h (Nom) 82 %

Lumen Maintenance 2000 h (Nom) 94 %

Lumen Maintenance 4000 h (Nom) 90 %

## Mechanical and Housing

Bulb Finish Clear

## Approval and Application

| Order Code | Full Product Name                                 | Energy Consumption kWh/1000 h | Mercury (Hg) Content (Nom) |
|------------|---|-------------------------------|----------------------------|
| 434183     | MASTERColor CDM-R Elite 35W/930 E26/24 PAR20 10D  | 43 kWh                        | 4.7 mg                     |
| 434191     | MASTERColor CDM-R Elite 35W/930 E26/24 PAR20 30D  | 43 kWh                        | 4.7 mg                     |
| 426452     | MASTERColor CDM-R Elite 35W/930 E26/24 PAR30L 10D | 43 kWh                        | 4.7 mg                     |
| 426486     | MASTERColor CDM-R Elite 35W/930 E26/24 PAR30L 30D | 43 kWh                        | 4.7 mg                     |
| 426528     | MASTERColor CDM-R Elite 70W/930 E26/24 PAR30L 10D | 80 kWh                        | 6.6 mg                     |
| 426544     | MASTERColor CDM-R Elite 70W/930 E26/24 PAR30L 40D | 80 kWh                        | 6.6 mg                     |

## Operating and Electrical

| Order Code | Full Product Name                                 | Voltage (Max) | Voltage (Min) | Voltage (Nom) | Power (Rated) (Nom) |
|------------|---|---------------|---------------|---------------|---------------------|
| 434183     | MASTERColor CDM-R Elite 35W/930 E26/24 PAR20 10D  | 96 V          | 80 V          | 88 V          | 39.0 W              |
| 434191     | MASTERColor CDM-R Elite 35W/930 E26/24 PAR20 30D  | 96 V          | 80 V          | 88 V          | 39 W                |
| 426452     | MASTERColor CDM-R Elite 35W/930 E26/24 PAR30L 10D | 96 V          | 80 V          | 88 V          | 39 W                |

| Order Code | Full Product Name                                 | Voltage (Max) | Voltage (Min) | Voltage (Nom) | Power (Rated) (Nom) |
|------------|---|---------------|---------------|---------------|---------------------|
| 426486     | MASTERColor CDM-R Elite 35W/930 E26/24 PAR30L 30D | 96 V          | 80 V          | 88 V          | 39 W                |
| 426528     | MASTERColor CDM-R Elite 70W/930 E26/24 PAR30L 10D | 93 V          | 79 V          | 86 V          | 73.0 W              |
| 426544     | MASTERColor CDM-R Elite 70W/930 E26/24 PAR30L 40D | 93 V          | 79 V          | 86 V          | 73.0 W              |

## Light Technical (1/2)

## MasterColor CDM-R Elite

| Order Code | Full Product Name                                 | Beam        |                  | Chromaticity       |                    |
|------------|---|-------------|------------------|--------------------|--------------------|
|            |   | Angle (Nom) | Beam Description | Coordinate X (Nom) | Coordinate Y (Nom) |
| 434183     | MASTERColor CDM-R Elite 35W/930 E26/24 PAR20 10D  | 10 °        | Spot             | 0.437              | 0.400              |
| 434191     | MASTERColor CDM-R Elite 35W/930 E26/24 PAR20 30D  | 30 °        | Flood            | 0.437              | 0.400              |
| 426452     | MASTERColor CDM-R Elite 35W/930 E26/24 PAR30L 10D | 10 °        | Spot             | 0.437              | 0.400              |

| Order Code | Full Product Name                                 | Beam        |                  | Chromaticity       |                    |
|------------|---|-------------|------------------|--------------------|--------------------|
|            |   | Angle (Nom) | Beam Description | Coordinate X (Nom) | Coordinate Y (Nom) |
| 426486     | MASTERColor CDM-R Elite 35W/930 E26/24 PAR30L 30D | 30 °        | Flood            | 0.437              | 0.400              |
| 426528     | MASTERColor CDM-R Elite 70W/930 E26/24 PAR30L 10D | 10 °        | Spot             | 0.443              | 0.402              |
| 426544     | MASTERColor CDM-R Elite 70W/930 E26/24 PAR30L 40D | 40 °        | Flood            | 0.443              | 0.402              |

### Light Technical (2/2)

| Order Code | Full Product Name                                 | Color                 |                       | Luminous               |                    |                          |
|------------|---|-----------------------|-----------------------|------------------------|--------------------|--------------------------|
|            |   | Rendering Index (Min) | Rendering Index (Nom) | Efficacy (rated) (Nom) | Design Mean Lumens | Luminous Intensity (Nom) |
| 434183     | MASTERColor CDM-R Elite 35W/930 E26/24 PAR20 10D  | 88                    | 91                    | 61 lm/W (Nom)          | 2040 lm            | 26000 cd                 |
| 434191     | MASTERColor CDM-R Elite 35W/930 E26/24 PAR20 30D  | 88                    | 91                    | 61 lm/W (Nom)          | 2040 lm            | 5800 cd                  |
| 426452     | MASTERColor CDM-R Elite 35W/930 E26/24 PAR30L 10D | 88                    | 91                    | 69 lm/W (Nom)          | 2300 lm            | 42000 cd                 |
| 426486     | MASTERColor CDM-R Elite                           | 88                    | 91                    | 69 lm/W (Nom)          | 2300 lm            | 8000 cd                  |

| Order Code | Full Product Name                                 | Color                 |                       | Luminous               |                    |                          |
|------------|---|-----------------------|-----------------------|------------------------|--------------------|--------------------------|
|            |   | Rendering Index (Min) | Rendering Index (Nom) | Efficacy (rated) (Nom) | Design Mean Lumens | Luminous Intensity (Nom) |
|            | 35W/930 E26/24 PAR30L 30D                         |                       |                       |                        |                    |                          |
| 426528     | MASTERColor CDM-R Elite 70W/930 E26/24 PAR30L 10D | 89                    | 92                    | 70 lm/W (Nom)          | 4510 lm            | 70000 cd                 |
| 426544     | MASTERColor CDM-R Elite 70W/930 E26/24 PAR30L 40D | 89                    | 92                    | 70 lm/W (Nom)          | 4510 lm            | 9300 cd                  |

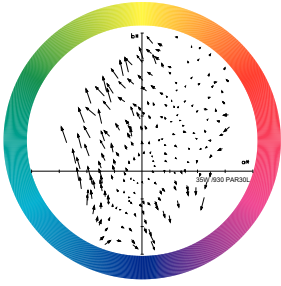
### Mechanical and Housing

| Order Code | Full Product Name                                 | Bulb Shape |
|------------|---|------------|
| 434183     | MASTERColor CDM-R Elite 35W/930 E26/24 PAR20 10D  | PAR20      |
| 434191     | MASTERColor CDM-R Elite 35W/930 E26/24 PAR20 30D  | PAR20      |
| 426452     | MASTERColor CDM-R Elite 35W/930 E26/24 PAR30L 10D | PAR30L     |

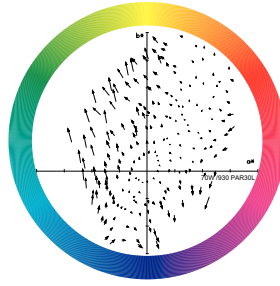
| Order Code | Full Product Name                                 | Bulb Shape |
|------------|---|------------|
| 426486     | MASTERColor CDM-R Elite 35W/930 E26/24 PAR30L 30D | PAR30L     |
| 426528     | MASTERColor CDM-R Elite 70W/930 E26/24 PAR30L 10D | PAR30L     |
| 426544     | MASTERColor CDM-R Elite 70W/930 E26/24 PAR30L 40D | PAR30L     |

# MasterColor CDM-R Elite

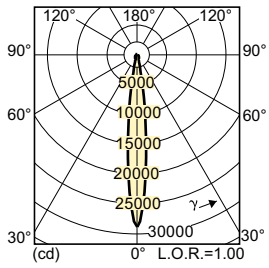
## Colour Rendering Diagrams

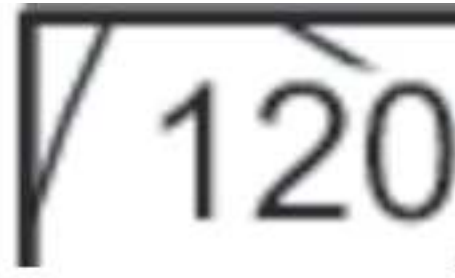
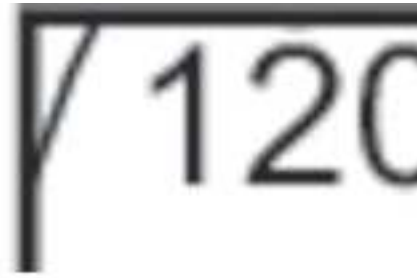


LDCR\_CDM-R-E\_35W\_930\_PAR30L-Colour rendering diagram

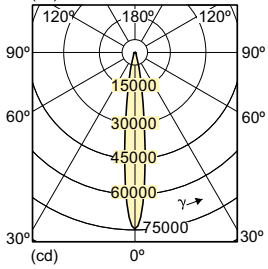
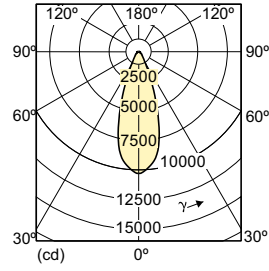
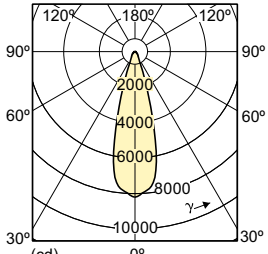


LDCR\_CDM-R-E\_70W\_930\_PAR30L-Colour rendering diagram

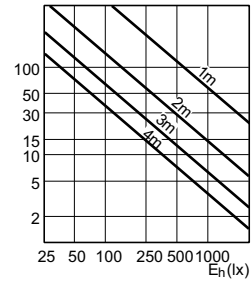
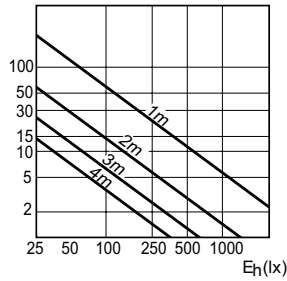




# MasterColor CDM-R Elite

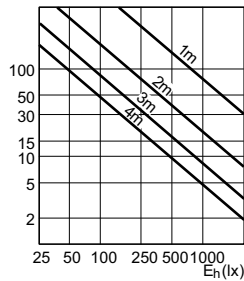
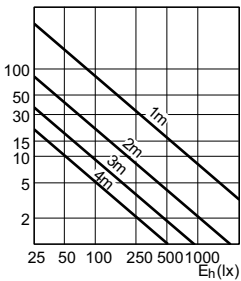


## Accent Diagrams



LDAC\_CDM-R-E\_0016-Accent diagram

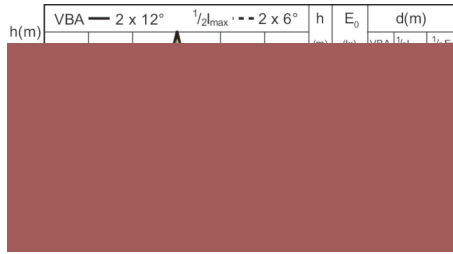
LDAC\_CDM-R-E\_0002-Accent diagram



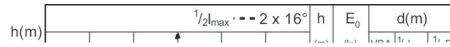
LDAC\_CDM-R-E\_0001-Accent diagram

# MasterColor CDM-R Elite

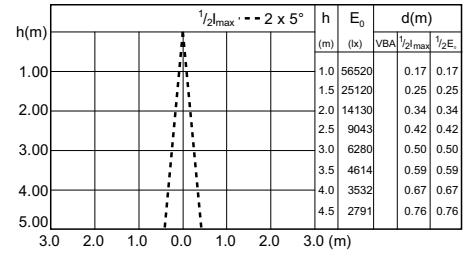
## Beam Diagrams



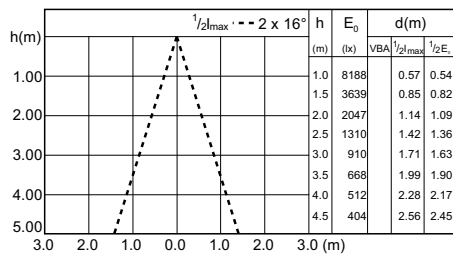
LDBE\_CDM-R-E\_0015-Beam diagram



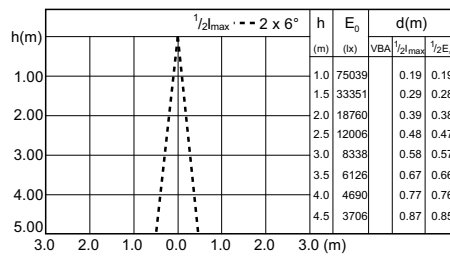
LDBE\_CDM-R-E\_0016-Beam diagram



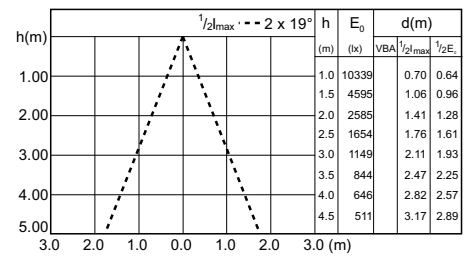
LDBE\_CDM-R-E\_0002-Beam diagram



LDBE\_CDM-R-E\_0001-Beam diagram



LDBE\_CDM-R-E\_0003-Beam diagram



LDBE\_CDM-R-E\_0005-Beam diagram

