



Simply irresistible. Superior light quality from start to finish

MasterColor CDM-R Elite

The Elite family is at the very top of the MasterColor CDM range, and gives a unique combination of unbeatable light quality and consistent performance over lifetime, while keeping running costs low. MasterColor metal halide lamps deliver consistent white light and higher color rendering than any standard metal halide source for architectural lighting. MasterColor CDM Elite PAR30L lamps deliver similar performance as the MasterColor Elite family lamps in the familiar PAR30L shape.

Benefits

- Energy-efficient alternative to incandescent, halogen and standard MasterColor PAR30L lamps.
- Improved lumen maintenance over standard metal halide and standard MasterColor PAR30L lamps.
- Lamp to lamp color consistency over life.

Features

- Exceptional color rendering and superior color stability -- within +/- 200 K, CRI 90, 3000 K
- Low mercury, no lead; ALTO-compliant
- Operates on existing electronic and electromagnetic ballasts
- Features FadeBlock™—an integrated UV-blocking medium for reduced fading of fabrics and paintings
- Available in 35 and 70 W versions

Application

- Ideal for display and accent lighting in retail and architectural lighting for interior and exterior applications.

MasterColor CDM-R Elite

Warnings and Safety

- R "WARNING: These lamps can cause serious skin burn and eye inflammation from short wave ultraviolet radiation if outer envelope of the lamp is broken or punctured. Do not use where people will remain for more than a few minutes unless adequate shielding or other safety precautions are used. Certain lamps that will automatically extinguish when the outer envelope is broken or punctured are commercially available." This lamp complies with FDA radiation performance standard 21 CFR subchapter J. (USA:21 CFR 1040.30 Canada: SOR/DORS/80-381)
- Lamp contains mercury. Manage in Accord with Disposal Laws. See: www.lamprecycle.org or 1-800-555-0050

Versions

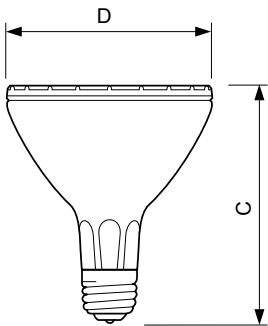


CDM-R Elite 35W E26 PAR20



CDM-R Elite /930 E26 PAR30L

Dimensional drawing



D

Product
MASTERColor CDM-R Elite 35W/930 E26 PAR30L 30D
MASTERColor CDM-R Elite 35W/930 E26 PAR30L 10D
MASTERColor CDM-R Elite 70W/930 E26 PAR30L 40D
MASTERColor CDM-R Elite 70W/930 E26 PAR30L 10D

Product	D (max)	C (max)
MASTERColor CDM-R Elite 35W/930 E26 PAR20 10D	65 mm	95 mm
MASTERColor CDM-R Elite 35W/930 E26 PAR20 30D	65 mm	95 mm

MasterColor CDM-R Elite

Approval and Application

Energy Efficiency Label (EEL) Not applicable

Controls and Dimming

Dimmable No

Operating and Electrical

Re-Ignition Time (Min) (Max) 15 min

Warm Up Time To 60% Light (Nom) 120 s

General Information

Cap-Base E26

Life To 10% Failures (Nom) 10000 h

Life To 20% Failures (Nom) 12000 h

Life To 50% Failures (Nom) 15000 h

Life To 5% Failures (Nom) 9000 h

Operating Position Universal

Switching Cycle 1350X

Luminaire Design Requirements

Bulb Temperature (Max) 300 °C

Light Technical

Color Code 930

Color Designation Warm White (WW)

Correlated Color Temperature (Nom) 3000 K

Llmf At End Of Nominal Lifetime (Nom) 80 %

Lumen Maintenance 12000 h (Nom) 82 %

Lumen Maintenance 2000 h (Nom) 94 %

Lumen Maintenance 4000 h (Nom) 90 %

Mechanical and Housing

Bulb Finish Clear

Approval and Application

Order Code	Full Product Name	Energy Consumption kWh/1000 h	Mercury (Hg) Content (Nom)
434183	MASTERColor CDM-R Elite 35W/930 E26/24 PAR20 10D	43 kWh	4.7 mg
434191	MASTERColor CDM-R Elite 35W/930 E26/24 PAR20 30D	43 kWh	4.7 mg
426452	MASTERColor CDM-R Elite 35W/930 E26/24 PAR30L 10D	43 kWh	4.7 mg
426486	MASTERColor CDM-R Elite 35W/930 E26/24 PAR30L 30D	43 kWh	4.7 mg
426528	MASTERColor CDM-R Elite 70W/930 E26/24 PAR30L 10D	80 kWh	6.6 mg
426544	MASTERColor CDM-R Elite 70W/930 E26/24 PAR30L 40D	80 kWh	6.6 mg

Operating and Electrical

Order Code	Full Product Name	Voltage (Max)	Voltage (Min)	Voltage (Nom)	Power (Rated) (Nom)
434183	MASTERColor CDM-R Elite 35W/930 E26/24 PAR20 10D	96 V	80 V	88 V	39.0 W
434191	MASTERColor CDM-R Elite 35W/930 E26/24 PAR20 30D	96 V	80 V	88 V	39 W
426452	MASTERColor CDM-R Elite 35W/930 E26/24 PAR30L 10D	96 V	80 V	88 V	39 W

Order Code	Full Product Name	Voltage (Max)	Voltage (Min)	Voltage (Nom)	Power (Rated) (Nom)
426486	MASTERColor CDM-R Elite 35W/930 E26/24 PAR30L 30D	96 V	80 V	88 V	39 W
426528	MASTERColor CDM-R Elite 70W/930 E26/24 PAR30L 10D	93 V	79 V	86 V	73.0 W
426544	MASTERColor CDM-R Elite 70W/930 E26/24 PAR30L 40D	93 V	79 V	86 V	73.0 W

Light Technical (1/2)

MasterColor CDM-R Elite

Order Code	Full Product Name	Beam		Chromaticity	
		Angle (Nom)	Beam Description	Coordinate X (Nom)	Coordinate Y (Nom)
434183	MASTERColor CDM-R Elite 35W/930 E26/24 PAR20 10D	10 °	Spot	0.437	0.400
434191	MASTERColor CDM-R Elite 35W/930 E26/24 PAR20 30D	30 °	Flood	0.437	0.400
426452	MASTERColor CDM-R Elite 35W/930 E26/24 PAR30L 10D	10 °	Spot	0.437	0.400

Order Code	Full Product Name	Beam		Chromaticity	
		Angle (Nom)	Beam Description	Coordinate X (Nom)	Coordinate Y (Nom)
426486	MASTERColor CDM-R Elite 35W/930 E26/24 PAR30L 30D	30 °	Flood	0.437	0.400
426528	MASTERColor CDM-R Elite 70W/930 E26/24 PAR30L 10D	10 °	Spot	0.443	0.402
426544	MASTERColor CDM-R Elite 70W/930 E26/24 PAR30L 40D	40 °	Flood	0.443	0.402

Light Technical (2/2)

Order Code	Full Product Name	Color		Luminous		
		Rendering Index (Min)	Rendering Index (Nom)	Efficacy (rated) (Nom)	Design Mean Lumens	Luminous Intensity (Nom)
434183	MASTERColor CDM-R Elite 35W/930 E26/24 PAR20 10D	88	91	61 lm/W	2040 lm	26000 cd
434191	MASTERColor CDM-R Elite 35W/930 E26/24 PAR20 30D	88	91	61 lm/W	2040 lm	5800 cd
426452	MASTERColor CDM-R Elite 35W/930 E26/24 PAR30L 10D	88	91	69 lm/W	2300 lm	42000 cd
426486	MASTERColor CDM-R Elite	88	91	69 lm/W	2300 lm	8000 cd

Order Code	Full Product Name	Color		Luminous		
		Rendering Index (Min)	Rendering Index (Nom)	Efficacy (rated) (Nom)	Design Mean Lumens	Luminous Intensity (Nom)
	35W/930 E26/24 PAR30L 30D					
426528	MASTERColor CDM-R Elite 70W/930 E26/24 PAR30L 10D	89	92	70 lm/W	4510 lm	70000 cd
426544	MASTERColor CDM-R Elite 70W/930 E26/24 PAR30L 40D	89	92	70 lm/W	4510 lm	9300 cd

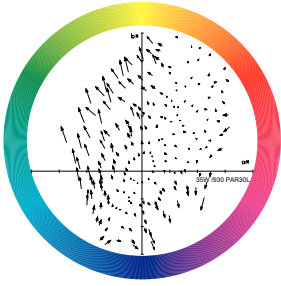
Mechanical and Housing

Order Code	Full Product Name	Bulb Shape
434183	MASTERColor CDM-R Elite 35W/930 E26/24 PAR20 10D	PAR20
434191	MASTERColor CDM-R Elite 35W/930 E26/24 PAR20 30D	PAR20
426452	MASTERColor CDM-R Elite 35W/930 E26/24 PAR30L 10D	PAR30L

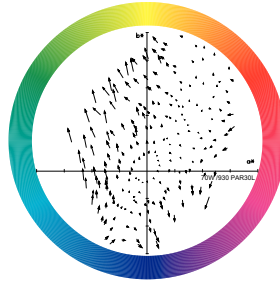
Order Code	Full Product Name	Bulb Shape
426486	MASTERColor CDM-R Elite 35W/930 E26/24 PAR30L 30D	PAR30L
426528	MASTERColor CDM-R Elite 70W/930 E26/24 PAR30L 10D	PAR30L
426544	MASTERColor CDM-R Elite 70W/930 E26/24 PAR30L 40D	PAR30L

MasterColor CDM-R Elite

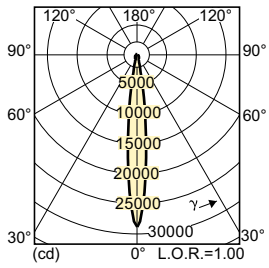
Color Rendering Diagrams

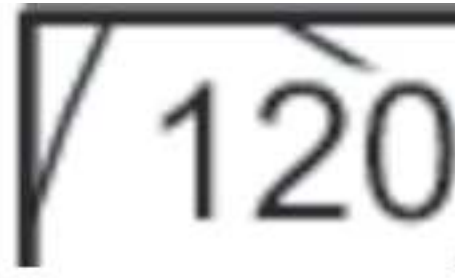
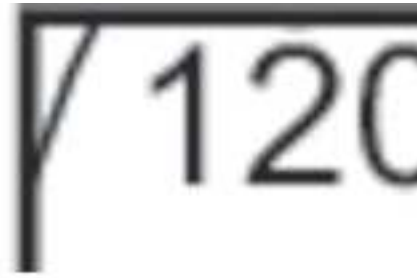


LDCR_CDM-R-E_35W_930_PAR30L-Colour rendering diagram

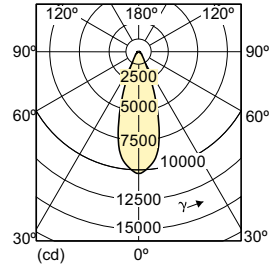
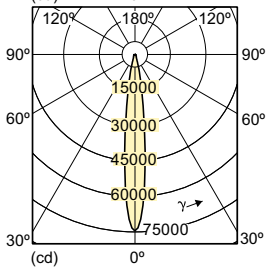
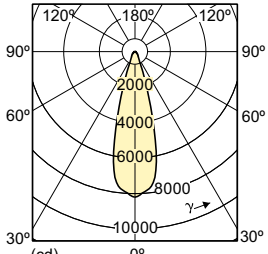


LDCR_CDM-R-E_70W_930_PAR30L-Colour rendering diagram

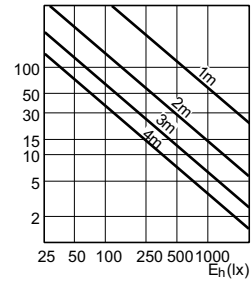
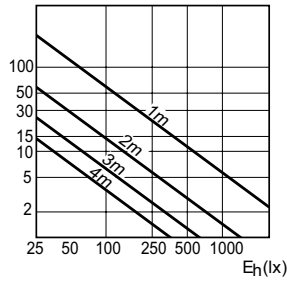




MasterColor CDM-R Elite

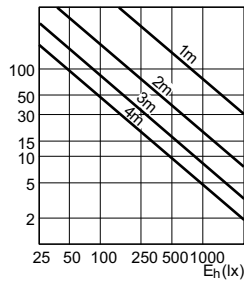
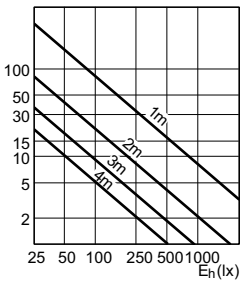


Accent Diagrams



LDAC_CDM-R-E_0016-Accent diagram

LDAC_CDM-R-E_0002-Accent diagram

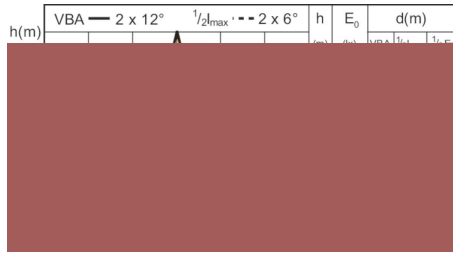


LDAC_CDM-R-E_0001-Accent diagram

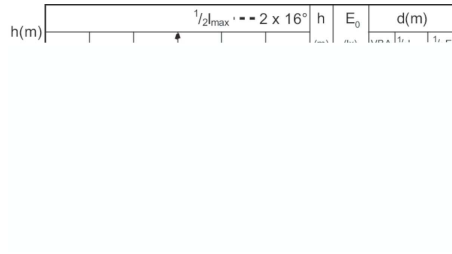


MasterColor CDM-R Elite

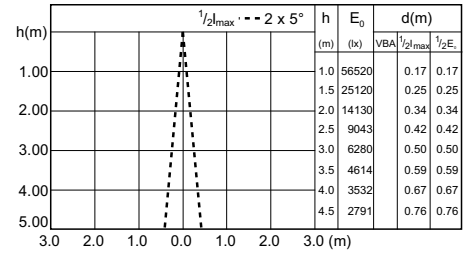
Beam Diagrams



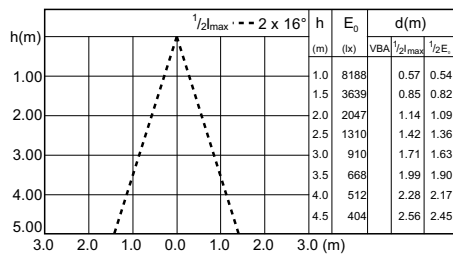
LDBE_CDM-R-E_0015-Beam diagram



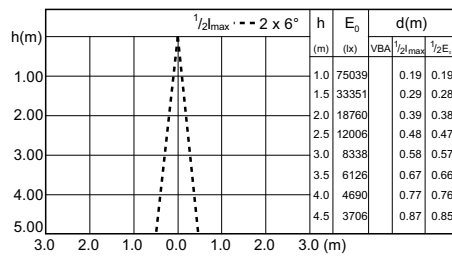
LDBE_CDM-R-E_0016-Beam diagram



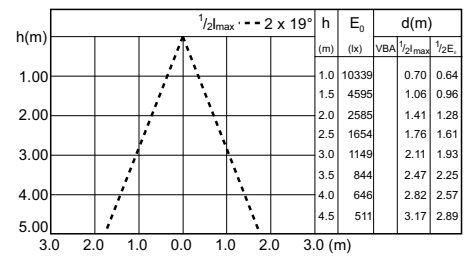
LDBE_CDM-R-E_0002-Beam diagram



LDBE_CDM-R-E_0001-Beam diagram



LDBE_CDM-R-E_0003-Beam diagram



LDBE_CDM-R-E_0005-Beam diagram

