



# Product Description

## MASTERColour CDM-TC Elite

Single-ended, compact size, high-efficiency Ceramic Metal Halide discharge lamp

### Benefits

### Features

### Application

### Warnings and Safety

### Versions



# MASTERCcolour CDM-TC Elite

## Dimensional drawing



Product	D (max)	O	L (min)	L (max)	L	C (max)
MASTERCcolour CDM-TC Elite 70W/942 G8.5 1CT	15 mm	7.75 mm	51 mm	53 mm	52 mm	85 mm
MASTERCcolour CDM-TC Elite 35W/942 G8.5 1CT	15 mm	5.2 mm	51 mm	53 mm	52 mm	85 mm
MASTERCcolour CDM-TC Elite 50W/942 G8.5 1CT	15 mm	7.1 mm	51 mm	53 mm	52 mm	85 mm
MASTERCcolour CDM-TC Elite 50W/930 G8.5 1CT/12	15 mm	6 mm	51 mm	53 mm	52 mm	85 mm
MASTERCcolour CDM-TC Elite 35W/930 G8.5 1CT/12	15 mm	4.8 mm	51 mm	53 mm	52 mm	85 mm
MASTERCcolour CDM-TC Elite 70W/930 G8.5 1CT/12	15 mm	7.15 mm	51 mm	53 mm	52 mm	85 mm

Product
MASTERCcolour CDM-TC Elite 20W/830 G8.5 1CT/12

Approval and Application	
Energy Efficiency Label (EEL)	A+
Controls and Dimming	
Dimmable	no
Operating and Electrical	
Re-ignition Time (Min) (Max)	15 min
General Information	
Cap-Base	G8.5
Operating Position	UNIVERSAL
Mechanical and Housing	
Bulb Finish	Clear
Bulb Shape	T14

## Approval and Application

Order Code	Full Product Name	Energy Consumption kWh/1000 h	Mercury (Hg) Content (Nom)
20163200	MASTERCcolour CDM-TC Elite 50W/942 G8.5 1CT	55 kWh	5.7 mg

Order Code	Full Product Name	Energy Consumption kWh/1000 h	Mercury (Hg) Content (Nom)
93062700	MASTERCcolour CDM-TC Elite 50W/930 G8.5 1CT/12	55 kWh	6.6 mg

## MASTERCcolour CDM-TC Elite

Order Code	Full Product Name	Energy	Mercury (Hg)
		Consumption kWh/ 1000 h	Content (Nom)
87158600	MASTERCcolour CDM-TC Elite 20W/830 G8.5 1CT/12	22 kWh	3.5 mg
91149700	MASTERCcolour CDM-TC Elite 35W/930 G8.5 1CT/12	43 kWh	4.7 mg
16366400	MASTERCcolour CDM-TC Elite 35W/942 G8.5 1CT	43 kWh	4.9 mg

Order Code	Full Product Name	Energy	Mercury (Hg)
		Consumption kWh/ 1000 h	Content (Nom)
91153400	MASTERCcolour CDM-TC Elite 70W/930 G8.5 1CT/12	80 kWh	6.6 mg
16368800	MASTERCcolour CDM-TC Elite 70W/942 G8.5 1CT	80 kWh	6.6 mg

### Operating and Electrical

Order Code	Full Product Name	Voltage (Max)	Voltage (Min)	Voltage (Nom)	Power (Rated) (Min)	Power (Rated) (Nom)
20163200	MASTERCcolour CDM-TC Elite 50W/942 G8.5 1CT	99 V	87 V	93 V	-	50.2 W
93062700	MASTERCcolour CDM-TC Elite 50W/930 G8.5 1CT/12	96 V	84 V	90 V	-	50.2 W
87158600	MASTERCcolour CDM-TC Elite 20W/830 G8.5 1CT/12	100 V	90 V	95 V	20.0 W	20.1 W
91149700	MASTERCcolour CDM-TC Elite 35W/930 G8.5 1CT/12	90 V	80 V	85 V	-	39.1 W
16366400	MASTERCcolour CDM-TC Elite 35W/942 G8.5 1CT	97 V	85 V	91 V	-	39.1 W
91153400	MASTERCcolour CDM-TC Elite 70W/930 G8.5 1CT/12	90 V	80 V	85 V	-	73.2 W
16368800	MASTERCcolour CDM-TC Elite 70W/942 G8.5 1CT	94 V	82 V	88 V	-	73.2 W

### General Information

Order Code	Full Product Name	Life To	Life To	Life To	Life To 5%
		10% Failures (Nom)	20% Failures (Nom)	50% Failures (Nom)	Life To 5% Failures (Nom)
20163200	MASTERCcolour CDM-TC Elite 50W/942 G8.5 1CT	10000 h	12000 h	15000 h	9000 h
93062700	MASTERCcolour CDM-TC Elite 50W/930 G8.5 1CT/12	14000 h	16000 h	20000 h	12000 h
87158600	MASTERCcolour CDM-TC Elite 20W/830 G8.5 1CT/12	14000 h	16000 h	20000 h	12000 h
91149700	MASTERCcolour CDM-TC Elite 35W/930 G8.5 1CT/12	14000 h	16000 h	20000 h	12000 h

Order Code	Full Product Name	Life To	Life To	Life To	Life To 5%
		10% Failures (Nom)	20% Failures (Nom)	50% Failures (Nom)	Life To 5% Failures (Nom)
16366400	MASTERCcolour CDM-TC Elite 35W/942 G8.5 1CT	10000 h	12000 h	15000 h	9000 h
91153400	MASTERCcolour CDM-TC Elite 70W/930 G8.5 1CT/12	14000 h	16000 h	20000 h	12000 h
16368800	MASTERCcolour CDM-TC Elite 70W/942 G8.5 1CT	10000 h	12000 h	15000 h	9000 h

### Luminaire Design Requirements

Order Code	Full Product Name	Bulb Temperature (Max)
20163200	MASTERCcolour CDM-TC Elite 50W/942 G8.5 1CT	550 °C
93062700	MASTERCcolour CDM-TC Elite 50W/930 G8.5 1CT/12	550 °C
87158600	MASTERCcolour CDM-TC Elite 20W/830 G8.5 1CT/12	320 °C
91149700	MASTERCcolour CDM-TC Elite 35W/930 G8.5 1CT/12	500 °C

Order Code	Full Product Name	Bulb Temperature (Max)
16366400	MASTERCcolour CDM-TC Elite 35W/942 G8.5 1CT	500 °C
91153400	MASTERCcolour CDM-TC Elite 70W/930 G8.5 1CT/12	550 °C
16368800	MASTERCcolour CDM-TC Elite 70W/942 G8.5 1CT	500 °C

### Light Technical (1/2)

## MASTERCcolour CDM-TC Elite

Order Code	Full Product Name	Chromaticity	Chromaticity	Colour Code	Colour Designation	Correlated Colour Temperature (Nom)	Colour	Colour
		Coordinate X (Nom)	Coordinate Y (Nom)				Rendering Index (Min)	Rendering Index (Nom)
20163200	MASTERCcolour CDM-TC Elite 50W/942 G8.5 1CT	0.367	0.362	942	Cool White (CW)	4200 K	87	90
93062700	MASTERCcolour CDM-TC Elite 50W/930 G8.5 1CT/12	0.435	0.396	930	Warm white (WW)	3000 K	88	91
87158600	MASTERCcolour CDM-TC Elite 20W/830 G8.5 1CT/12	0.434	0.391	830	Warm white (WW)	-	-	85
91149700	MASTERCcolour CDM-TC Elite 35W/930 G8.5 1CT/12	0.435	0.396	930	Warm white (WW)	3000 K	87	90
16366400	MASTERCcolour CDM-TC Elite 35W/942 G8.5 1CT	0.371	0.366	942	Cool White (CW)	4200 K	87	90
91153400	MASTERCcolour CDM-TC Elite 70W/930 G8.5 1CT/12	0.435	0.396	930	Warm white (WW)	3000 K	87	90
16368800	MASTERCcolour CDM-TC Elite 70W/942 G8.5 1CT	0.365	0.363	942	Cool White (CW)	4200 K	89	92

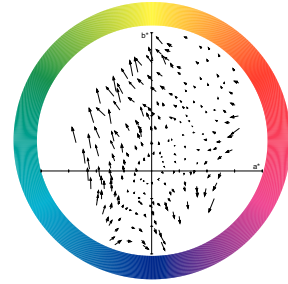
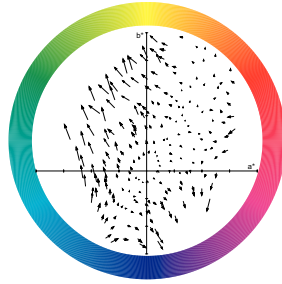
### Light Technical (2/2)

Order Code	Full Product Name	Lumen	Lumen	Lumen	Lumen	Luminous	Luminous Flux (Rated) (Min)	Luminous Flux (Rated) (Nom)
		Maintenance 10000 h (Nom)	Maintenance 12000 h (Nom)	Maintenance 2000 h (Nom)	Maintenance 5000 h (Nom)	Efficacy (rated) (Nom)		
20163200	MASTERCcolour CDM-TC Elite 50W/942 G8.5 1CT	85 %	84 %	92 %	89 %	102 lm/W	-	5100 lm
93062700	MASTERCcolour CDM-TC Elite 50W/930 G8.5 1CT/12	83 %	82 %	95 %	88 %	108 lm/W	4900 lm	5400 lm
87158600	MASTERCcolour CDM-TC Elite 20W/830 G8.5 1CT/12	78 %	77 %	87 %	83 %	90 lm/W	1620 lm	1800 lm
91149700	MASTERCcolour CDM-TC Elite 35W/930 G8.5 1CT/12	80 %	78 %	93 %	88 %	102 lm/W	3600 lm	4000 lm
16366400	MASTERCcolour CDM-TC Elite 35W/942 G8.5 1CT	73 %	71 %	84 %	79 %	97 lm/W	3420 lm	3800 lm
91153400	MASTERCcolour CDM-TC Elite 70W/930 G8.5 1CT/12	83 %	82 %	95 %	88 %	107 lm/W	-	7800 lm
16368800	MASTERCcolour CDM-TC Elite 70W/942 G8.5 1CT	81 %	80 %	88 %	85 %	102 lm/W	6700 lm	7450 lm

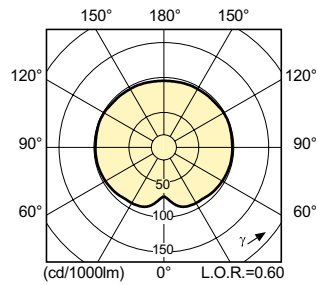
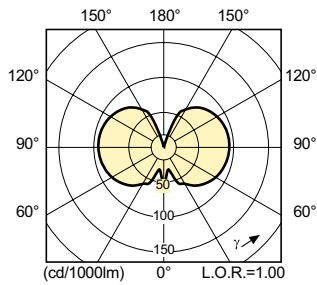
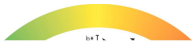
### Mechanical and Housing

Order Code	Full Product Name	Bulb Material	Order Code	Full Product Name	Bulb Material
20163200	MASTERCcolour CDM-TC Elite 50W/942 G8.5 1CT	-	16366400	MASTERCcolour CDM-TC Elite 35W/942 G8.5 1CT	-
93062700	MASTERCcolour CDM-TC Elite 50W/930 G8.5 1CT/12	-	91153400	MASTERCcolour CDM-TC Elite 70W/930 G8.5 1CT/12	-
87158600	MASTERCcolour CDM-TC Elite 20W/830 G8.5 1CT/12	UV-Block Quartz	16368800	MASTERCcolour CDM-TC Elite 70W/942 G8.5 1CT	-
91149700	MASTERCcolour CDM-TC Elite 35W/930 G8.5 1CT/12	-			

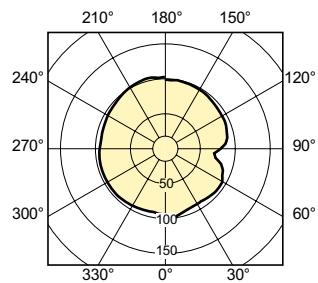
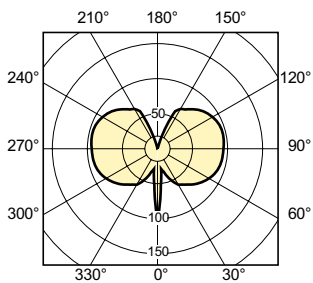
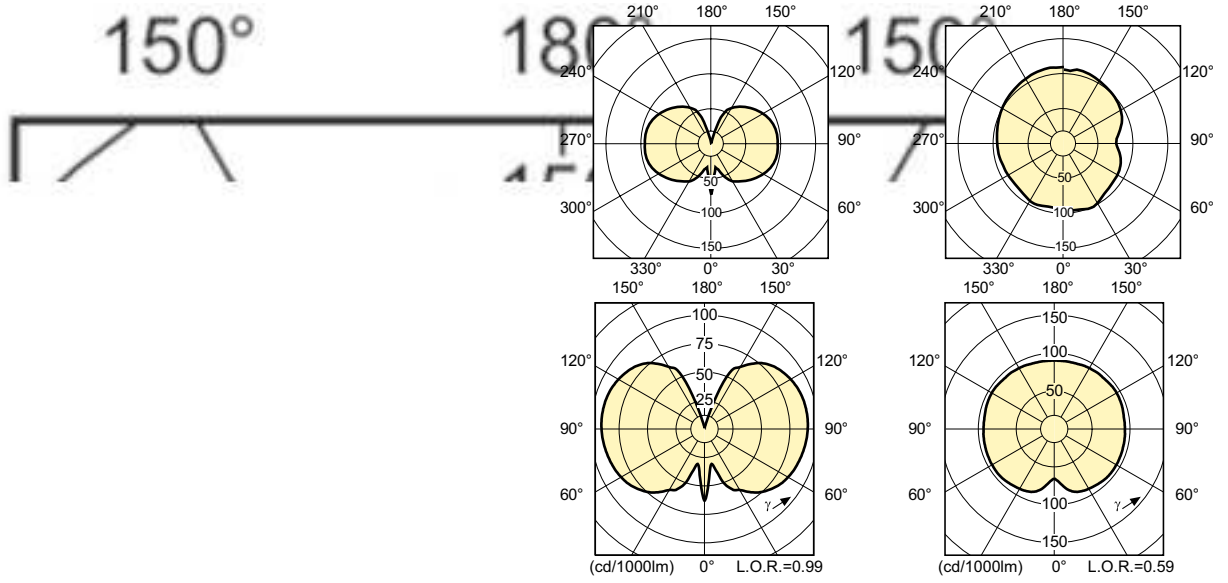
Colour Rendering Diagrams



LDCR\_CDMTC-E\_0002-Colour rendering diagram



MASTERColour CDM-TC Elite



## MASTERColour CDM-TC Elite

