



Product Description

MASTERColour CDM-TC Elite

Single-ended, compact size, high-efficiency Ceramic Metal Halide discharge lamp

Benefits

- Outstanding rendering of displayed merchandise due to high colour rendering (Ra 90) in combination with high lumen output; best offer in the market for 'enhancing merchandize'
- Excellent colour quality remains stable over lifetime
- Light output over lifetime maintains display brightness
- High efficacy and long lifetime for lowest operating costs and low heat generation
- Relatively low heat generation enhances comfort for shoppers and staff
- UV Block for reduced fading risk of merchandise
- Allows design of very compact luminaires with high beam intensities

Features

- Crisp white light
- Excellent colour rendering (Ra 90)
- Reliable lifetime performance
- Stable colour performance during lifetime
- Increased light output compared with regular MASTERColour lamps
- Improved maintenance compared with regular MASTERColour lamps
- Burning position for
 - CDM Elite-TC 35W: vertical +/- 60 degrees
 - CDM Elite-TC 70W: universal

Application

- Accent and display lighting with a sparkling effect, excellent solution for Retail
- General and decorative lighting

Warnings and Safety

- Use only in totally enclosed luminaire, even during testing (IEC61167, IEC 62035, IEC60598)
- The luminaire must be able to contain hot lamp parts if the lamp ruptures
- Use only with electronic control gear
- Control gear must include end-of-life protection (IEC61167, IEC 62035)
- A lamp breaking is extremely unlikely to have any impact on your health. If a lamp breaks, ventilate the room for 30 minutes and remove the parts, preferably with gloves. Put them in a sealed plastic bag and take it to your local waste facilities for recycling. Do not use a vacuum cleaner.

Versions

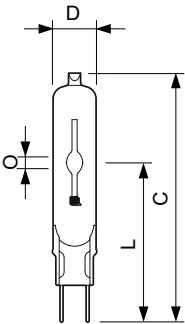
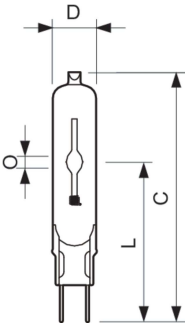


LPPR CDM-TC 0001



LPPR CDMTC-E 0003

Dimensional drawing



Product	D (max)	O	L (min)	L (max)	L	C (max)
MASTERC CDM-TC Elite 35W/930 G8.5 1CT/12	15 mm	4.8 mm	51 mm	53 mm	52 mm	85 mm
MASTERC CDM-TC Elite 35W/942 G8.5 1CT	15 mm	5.2 mm	51 mm	53 mm	52 mm	85 mm
MASTERC CDM-TC Elite 50W/930 G8.5 1CT/12	15 mm	6 mm	51 mm	53 mm	52 mm	85 mm
MASTERC CDM-TC Elite 70W/930 G8.5 1CT/12	15 mm	7.15 mm	51 mm	53 mm	52 mm	85 mm
MASTERC CDM-TC Elite 70W/942 G8.5 1CT	15 mm	7.75 mm	51 mm	53 mm	52 mm	85 mm

Product	D (max)	D	O	L (min)	L (max)	L	C (max)
MASTERC CDM-TC Elite 20W/830 G8.5 1CT/12	15 mm	0.55 inch	4 mm	51 mm	53 mm	52 mm	85 mm

MASTERCoulour CDM-TC Elite

General Information	
Cap-Base	G8.5
Operating Position	UNIVERSAL
Controls and Dimming	
Dimmable	No
Mechanical and Housing	
Bulb Finish	Clear
Bulb Shape	T14

Light Technical

Order Code	Full Product Name	Chromaticity	Chromaticity	Color Designation	Correlated Color	Color	Luminous Efficacy	Luminous
		Coordinate X	Coordinate Y		Temperature (Nom)	rendering index (CRI)		
		(Nom)	(Nom)				(rated) (Nom)	Flux
928183405125	MASTERC CDM-TC Elite 20W/830 G8.5 1CT/12	0.434	0.398	Warm White (WW)	3000 K	85	87 lm/W	1,750 lm
928189105129	MASTERC CDM-TC Elite 35W/930 G8.5 1CT/12	0.435	0.396	Warm White (WW)	3000 K	90	102 lm/W	-
928193805129	MASTERC CDM-TC Elite 35W/942 G8.5 1CT	0.371	0.366	Cool White (CW)	4200 K	90	97 lm/W	-
928189505129	MASTERC CDM-TC Elite 70W/930 G8.5 1CT/12	0.435	0.396	Warm White (WW)	3000 K	90	107 lm/W	-
928193905129	MASTERC CDM-TC Elite 70W/942 G8.5 1CT	0.365	0.363	Cool White (CW)	4200 K	92	102 lm/W	-
928191805131	MASTERC CDM-TC Elite 50W/930 G8.5 1CT/12	0.434	0.398	Warm White (WW)	3000 K	91	108 lm/W	5,400 lm

Operating and Electrical

Order Code	Full Product Name	Voltage	Power
		(Nom)	Consumption
928183405125	MASTERC CDM-TC Elite 20W/830 G8.5 1CT/12	95 V	20.1 W
928189105129	MASTERC CDM-TC Elite 35W/930 G8.5 1CT/12	85 V	39.1 W
928193805129	MASTERC CDM-TC Elite 35W/942 G8.5 1CT	91 V	39.1 W

Order Code	Full Product Name	Voltage	Power
		(Nom)	Consumption
928189505129	MASTERC CDM-TC Elite 70W/930 G8.5 1CT/12	85 V	73.2 W
928193905129	MASTERC CDM-TC Elite 70W/942 G8.5 1CT	88 V	73.2 W
928191805131	MASTERC CDM-TC Elite 50W/930 G8.5 1CT/12	90 V	50.2 W

Mechanical and Housing

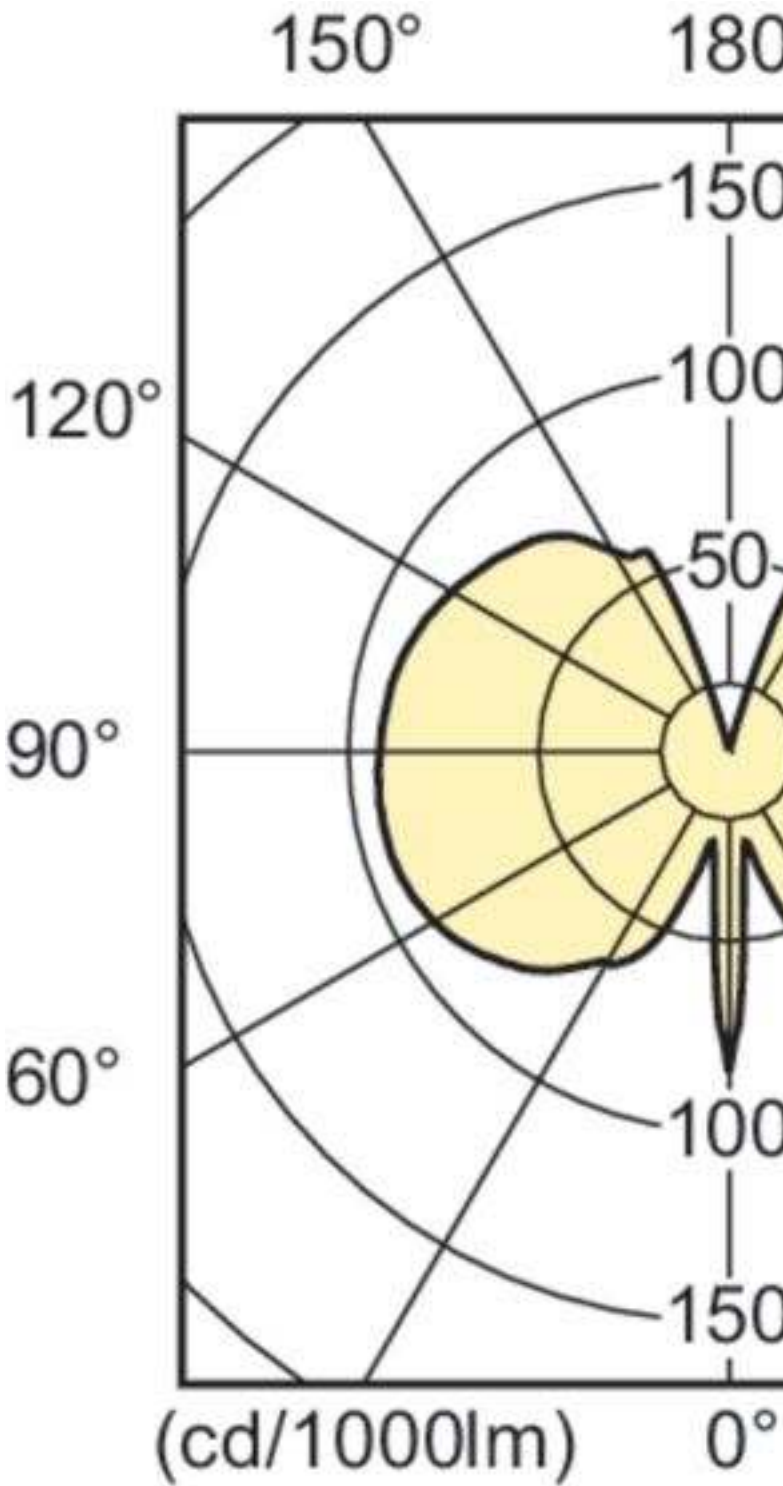
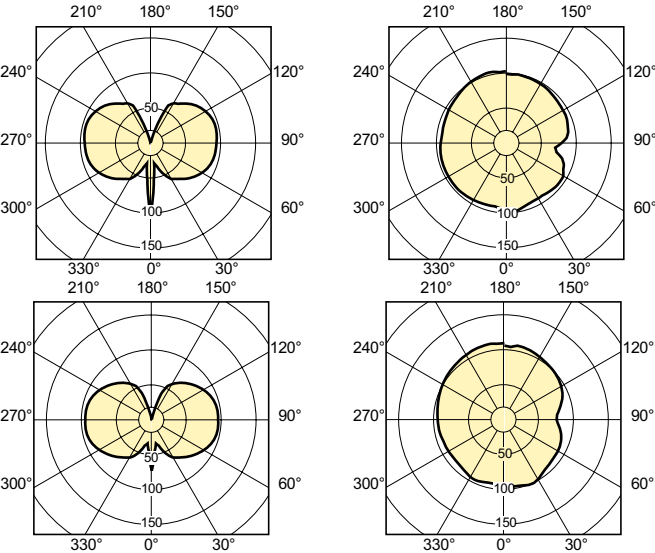
Order Code	Full Product Name	Bulb Material
928183405125	MASTERC CDM-TC Elite 20W/830 G8.5 1CT/12	UV-Block Quartz
928189105129	MASTERC CDM-TC Elite 35W/930 G8.5 1CT/12	-
928193805129	MASTERC CDM-TC Elite 35W/942 G8.5 1CT	-

Order Code	Full Product Name	Bulb Material
928189505129	MASTERC CDM-TC Elite 70W/930 G8.5 1CT/12	-
928193905129	MASTERC CDM-TC Elite 70W/942 G8.5 1CT	-
928191805131	MASTERC CDM-TC Elite 50W/930 G8.5 1CT/12	-

Approval and Application

MASTERCoulour CDM-TC Elite

Order Code	Full Product Name	Energy Consumption kWh/1000 h	Mercury	Mercury
			(Hg) Content (Max)	(Hg) Content (Nom)
928183405125	MASTERC CDM-TC Elite 20W/830 G8.5 1CT/12	21 kWh	3.5 mg	3.5 mg
928189105129	MASTERC CDM-TC Elite 35W/930 G8.5 1CT/12	43 kWh	-	4.7 mg
928193805129	MASTERC CDM-TC Elite 35W/942 G8.5 1CT	43 kWh	-	4.9 mg
928189505129	MASTERC CDM-TC Elite 70W/930 G8.5 1CT/12	80 kWh	-	6.6 mg
928193905129	MASTERC CDM-TC Elite 70W/942 G8.5 1CT	80 kWh	-	6.6 mg
928191805131	MASTERC CDM-TC Elite 50W/930 G8.5 1CT/12	51 kWh	6.6 mg	6.6 mg



MASTERColour CDM-TC Elite

