



Perfect sparkle, unrivalled efficiency

MASTERColour CDM-TC Elite

Compact, single-ended, very high-efficiency, long-life ceramic metal-halide discharge lamp producing crisp white sparkling light with high color rendering

Benefits

- High-intensity beam of crisp white sparkling light makes merchandise look irresistible
- Stable color and lumen output over life keeps your store attractive season after season
- Lowest Total Cost of Ownership as a result of high efficacy (same light, less energy or same energy, more light) and long life

Features

- Crisp white sparkling light
- Excellent color rendering, with extra red
- High efficacy with unparalleled lumen maintenance
- Stable color performance over lifetime
- UV-blocking glass

Application

- Accent and display lighting in retail
- General and decorative indoor lighting
- Outdoor area lighting

MASTERC colour CDM-TC Elite

Warnings and Safety

- Use only in totally enclosed luminaire, even during testing (IEC61167, IEC 62035, IEC60598)
- The luminaire must be able to contain hot lamp parts if the lamp ruptures
- Use only with electronic control gear
- Control gear must include end-of-life protection (IEC61167, IEC 62035)
- A lamp breaking is extremely unlikely to have any impact on your health. If a lamp breaks, ventilate the room for 30 minutes and remove the parts, preferably with gloves. Put them in a sealed plastic bag and take it to your local waste facilities for recycling. Do not use a vacuum cleaner.

Versions



CDM-TC Elite 50W /930, /942



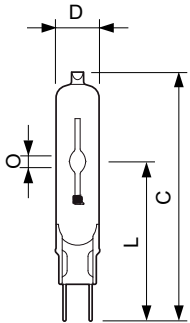
CDM-TC Elite 35W /930 /942



CDM-TC Elite 70W /930 /942

MASTERCLOUR CDM-TC Elite

Dimensional drawing



D

Product

MASTERColour CDM-TC Elite 20W/830 G8.5 1CT/12

| Product | D (max) | O | L (min) | L (max) | L | C (max) |
|-----------------------------------------------|---------|---------|---------|---------|-------|---------|
| MASTERColour CDM-TC Elite 50W/942 G8.5 1CT | 15 mm | 7.1 mm | 51 mm | 53 mm | 52 mm | 85 mm |
| MASTERColour CDM-TC Elite 70W/942 G8.5 1CT | 15 mm | 7.75 mm | 51 mm | 53 mm | 52 mm | 85 mm |
| MASTERColour CDM-TC Elite 35W/942 G8.5 1CT | 15 mm | 5.2 mm | 51 mm | 53 mm | 52 mm | 85 mm |
| MASTERColour CDM-TC Elite 35W/942 G8.5 1CT | 15 mm | 5.2 mm | 51 mm | 53 mm | 52 mm | 85 mm |
| MASTERColour CDM-TC Elite 50W/930 G8.5 1CT/12 | 15 mm | 6 mm | 51 mm | 53 mm | 52 mm | 85 mm |
| MASTERColour CDM-TC Elite 70W/930 G8.5 1CT/12 | 15 mm | 7.15 mm | 51 mm | 53 mm | 52 mm | 85 mm |
| MASTERColour CDM-TC Elite 70W/930 G8.5 1CT/12 | 15 mm | 7.15 mm | 51 mm | 53 mm | 52 mm | 85 mm |
| MASTERColour CDM-TC Elite 35W/930 G8.5 1CT/12 | 15 mm | 4.8 mm | 51 mm | 53 mm | 52 mm | 85 mm |
| MASTERColour CDM-TC Elite 35W/930 G8.5 1CT/12 | 15 mm | 4.8 mm | 51 mm | 53 mm | 52 mm | 85 mm |
| MASTERColour CDM-TC Elite 70W/942 G8.5 1CT | 15 mm | 7.75 mm | 51 mm | 53 mm | 52 mm | 85 mm |

Approval and Application

Energy Efficiency Label (EEL) A+

Controls and Dimming

Dimmable No

Operating and Electrical

Re-ignition Time (Min) (Max) 15 min

General Information

Cap-Base G8.5

Operating Position UNIVERSAL

Mechanical and Housing

Bulb Finish Clear

Bulb Shape T14

MASTERCcolour CDM-TC Elite

Approval and Application

| Order Code | Full Product Name | Energy Consumption kWh/1000 h | Mercury (Hg) Content (Nom) |
|--------------|------------------------------------------------|-------------------------------|----------------------------|
| 928080115131 | MASTERCcolour CDM-TC Elite 50W/942 G8.5 1CT | 55 kWh | 5.7 mg |
| 928191805131 | MASTERCcolour CDM-TC Elite 50W/930 G8.5 1CT/12 | 55 kWh | 6.6 mg |
| 928183405125 | MASTERCcolour CDM-TC Elite 20W/830 G8.5 1CT/12 | 22 kWh | 3.5 mg |
| 928189105129 | MASTERCcolour CDM-TC Elite 35W/930 G8.5 1CT/12 | 43 kWh | 4.7 mg |
| 928189105131 | MASTERCcolour CDM-TC Elite 35W/930 G8.5 1CT/12 | 43 kWh | 4.7 mg |
| 928193805129 | MASTERCcolour CDM-TC Elite 35W/942 G8.5 1CT | 43 kWh | 4.9 mg |

| Order Code | Full Product Name | Energy Consumption kWh/1000 h | Mercury (Hg) Content (Nom) |
|--------------|------------------------------------------------|-------------------------------|----------------------------|
| 928193805131 | MASTERCcolour CDM-TC Elite 35W/942 G8.5 1CT | 43 kWh | 4.9 mg |
| 928189505129 | MASTERCcolour CDM-TC Elite 70W/930 G8.5 1CT/12 | 80 kWh | 6.6 mg |
| 928189505131 | MASTERCcolour CDM-TC Elite 70W/930 G8.5 1CT/12 | 80 kWh | 6.6 mg |
| 928193905129 | MASTERCcolour CDM-TC Elite 70W/942 G8.5 1CT | 80 kWh | 6.6 mg |
| 928193905131 | MASTERCcolour CDM-TC Elite 70W/942 G8.5 1CT | 80 kWh | 6.6 mg |

Operating and Electrical

| Order Code | Full Product Name | Voltage (Max) | Voltage (Min) | Voltage (Nom) | Power (Rated) (Min) | Power (Rated) (Nom) |
|--------------|------------------------------------------------|---------------|---------------|---------------|---------------------|---------------------|
| 928080115131 | MASTERCcolour CDM-TC Elite 50W/942 G8.5 1CT | 99 V | 87 V | 93 V | - | 50.0 W |
| 928191805131 | MASTERCcolour CDM-TC Elite 50W/930 G8.5 1CT/12 | 96 V | 84 V | 90 V | - | 50.0 W |
| 928183405125 | MASTERCcolour CDM-TC Elite 20W/830 G8.5 1CT/12 | 100 V | 90 V | 95 V | 20.0 W | 20 W |
| 928189105129 | MASTERCcolour CDM-TC Elite 35W/930 G8.5 1CT/12 | 90 V | 80 V | 85 V | - | 39.0 W |
| 928189105131 | MASTERCcolour CDM-TC Elite 35W/930 G8.5 1CT/12 | 90 V | 80 V | 85 V | - | 39.0 W |
| 928193805129 | MASTERCcolour CDM-TC Elite 35W/942 G8.5 1CT | 97 V | 85 V | 91 V | - | 39.0 W |
| 928193805131 | MASTERCcolour CDM-TC Elite 35W/942 G8.5 1CT | 97 V | 85 V | 91 V | - | 39.0 W |
| 928189505129 | MASTERCcolour CDM-TC Elite 70W/930 G8.5 1CT/12 | 90 V | 80 V | 85 V | - | 73.0 W |
| 928189505131 | MASTERCcolour CDM-TC Elite 70W/930 G8.5 1CT/12 | 90 V | 80 V | 85 V | - | 73.0 W |
| 928193905129 | MASTERCcolour CDM-TC Elite 70W/942 G8.5 1CT | 94 V | 82 V | 88 V | - | 73.0 W |
| 928193905131 | MASTERCcolour CDM-TC Elite 70W/942 G8.5 1CT | 94 V | 82 V | 88 V | - | 73.0 W |

General Information

| Order Code | Full Product Name | Life To 10% Failures (Nom) | Life To 20% Failures (Nom) | Life To 50% Failures (Nom) | Life To 5% Failures (Nom) |
|--------------|------------------------------------------------|----------------------------|---------------------------------------------|----------------------------|---------------------------|
| | | 928080115131 | MASTERCcolour CDM-TC Elite 50W/942 G8.5 1CT | 10000 h | 12000 h |
| 928191805131 | MASTERCcolour CDM-TC Elite 50W/930 G8.5 1CT/12 | 14000 h | 16000 h | 20000 h | 12000 h |
| 928183405125 | MASTERCcolour CDM-TC Elite 20W/830 G8.5 1CT/12 | 14000 h | 16000 h | 20000 h | 12000 h |
| 928189105129 | MASTERCcolour CDM-TC Elite 35W/930 G8.5 1CT/12 | 14000 h | 16000 h | 20000 h | 12000 h |

| Order Code | Full Product Name | Life To 10% Failures (Nom) | Life To 20% Failures (Nom) | Life To 50% Failures (Nom) | Life To 5% Failures (Nom) |
|--------------|------------------------------------------------|----------------------------|------------------------------------------------|----------------------------|---------------------------|
| | | 928189105131 | MASTERCcolour CDM-TC Elite 35W/930 G8.5 1CT/12 | 14000 h | 16000 h |
| 928193805129 | MASTERCcolour CDM-TC Elite 35W/942 G8.5 1CT | 10000 h | 12000 h | 15000 h | 9000 h |
| 928193805131 | MASTERCcolour CDM-TC Elite 35W/942 G8.5 1CT | 10000 h | 12000 h | 15000 h | 9000 h |
| 928189505129 | MASTERCcolour CDM-TC Elite 70W/930 G8.5 1CT/12 | 14000 h | 16000 h | 20000 h | 12000 h |

MASTERColour CDM-TC Elite

| Order Code | Full Product Name | Life To | Life To | Life To | Life To |
|--------------|-----------------------------------------------|--------------------|--------------------|--------------------|-------------------|
| | | 10% Failures (Nom) | 20% Failures (Nom) | 50% Failures (Nom) | 5% Failures (Nom) |
| 928189505131 | MASTERColour CDM-TC Elite 70W/930 G8.5 1CT/12 | 14000 h | 16000 h | 20000 h | 12000 h |
| 928193905129 | MASTERColour CDM-TC Elite 70W/942 G8.5 1CT | 10000 h | 12000 h | 15000 h | 9000 h |

| Order Code | Full Product Name | Life To | Life To | Life To | Life To |
|--------------|--------------------------------------------|--------------------|--------------------|--------------------|-------------------|
| | | 10% Failures (Nom) | 20% Failures (Nom) | 50% Failures (Nom) | 5% Failures (Nom) |
| 928193905131 | MASTERColour CDM-TC Elite 70W/942 G8.5 1CT | 10000 h | 12000 h | 15000 h | 9000 h |

Luminaire Design Requirements

| Order Code | Full Product Name | Bulb Temperature (Max) |
|--------------|-----------------------------------------------|------------------------|
| 928080115131 | MASTERColour CDM-TC Elite 50W/942 G8.5 1CT | 550 °C |
| 928191805131 | MASTERColour CDM-TC Elite 50W/930 G8.5 1CT/12 | 550 °C |
| 928183405125 | MASTERColour CDM-TC Elite 20W/830 G8.5 1CT/12 | 320 °C |
| 928189105129 | MASTERColour CDM-TC Elite 35W/930 G8.5 1CT/12 | 500 °C |
| 928189105131 | MASTERColour CDM-TC Elite 35W/930 G8.5 1CT/12 | 500 °C |

| Order Code | Full Product Name | Bulb Temperature (Max) |
|--------------|-----------------------------------------------|------------------------|
| 928193805129 | MASTERColour CDM-TC Elite 35W/942 G8.5 1CT | 500 °C |
| 928193805131 | MASTERColour CDM-TC Elite 35W/942 G8.5 1CT | 500 °C |
| 928189505129 | MASTERColour CDM-TC Elite 70W/930 G8.5 1CT/12 | 550 °C |
| 928189505131 | MASTERColour CDM-TC Elite 70W/930 G8.5 1CT/12 | 550 °C |
| 928193905129 | MASTERColour CDM-TC Elite 70W/942 G8.5 1CT | 500 °C |
| 928193905131 | MASTERColour CDM-TC Elite 70W/942 G8.5 1CT | 500 °C |

Light Technical (1/2)

| Order Code | Full Product Name | Chromaticity | | Color | | | Color | |
|--------------|-----------------------------------------------|--------------------|--------------------|------------|-------------------|------------------------------------|-----------------------|-----------------------|
| | | Coordinate X (Nom) | Coordinate Y (Nom) | Color Code | Color Designation | Correlated Color Temperature (Nom) | Rendering Index (Min) | Rendering Index (Nom) |
| 928080115131 | MASTERColour CDM-TC Elite 50W/942 G8.5 1CT | 0.367 | 0.362 | 942 | Cool White (CW) | 4200 K | 87 | 90 |
| 928191805131 | MASTERColour CDM-TC Elite 50W/930 G8.5 1CT/12 | 0.435 | 0.396 | 930 | Warm White (WW) | 3000 K | 88 | 91 |
| 928183405125 | MASTERColour CDM-TC Elite 20W/830 G8.5 1CT/12 | 0.434 | 0.391 | 830 | Warm White (WW) | - | - | 85 |
| 928189105129 | MASTERColour CDM-TC Elite 35W/930 G8.5 1CT/12 | 0.435 | 0.396 | 930 | Warm White (WW) | 3000 K | 87 | 90 |
| 928189105131 | MASTERColour CDM-TC Elite 35W/930 G8.5 1CT/12 | 0.435 | 0.396 | 930 | Warm White (WW) | 3000 K | 87 | 90 |
| 928193805129 | MASTERColour CDM-TC Elite 35W/942 G8.5 1CT | 0.371 | 0.366 | 942 | Cool White (CW) | 4200 K | 87 | 90 |
| 928193805131 | MASTERColour CDM-TC Elite 35W/942 G8.5 1CT | 0.371 | 0.366 | 942 | Cool White (CW) | 4200 K | 87 | 90 |
| 928189505129 | MASTERColour CDM-TC Elite 70W/930 G8.5 1CT/12 | 0.435 | 0.396 | 930 | Warm White (WW) | 3000 K | 87 | 90 |
| 928189505131 | MASTERColour CDM-TC Elite 70W/930 G8.5 1CT/12 | 0.435 | 0.396 | 930 | Warm White (WW) | 3000 K | 87 | 90 |
| 928193905129 | MASTERColour CDM-TC Elite 70W/942 G8.5 1CT | 0.365 | 0.363 | 942 | Cool White (CW) | 4200 K | 89 | 92 |
| 928193905131 | MASTERColour CDM-TC Elite 70W/942 G8.5 1CT | 0.365 | 0.363 | 942 | Cool White (CW) | 4200 K | 89 | 92 |

MASTERColour CDM-TC Elite

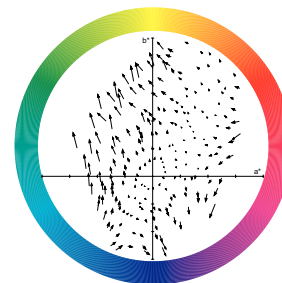
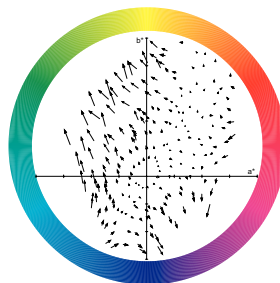
Light Technical (2/2)

| Order Code | Full Product Name | Lumen Maintenance 10000 h (Nom) | Lumen Maintenance 12000 h (Nom) | Lumen Maintenance 2000 h (Nom) | Lumen Maintenance 5000 h (Nom) | Luminous Efficacy (rated) (Nom) | Luminous Flux (Rated) (Min) | Luminous Flux (Rated) (Nom) |
|--------------|--------------------------------------------------|------------------------------------|------------------------------------|-----------------------------------|-----------------------------------|------------------------------------|--------------------------------|--------------------------------|
| 928080115131 | MASTERColour CDM-TC Elite 50W/942 G8.5 1CT | 85 % | 84 % | 92 % | 89 % | 102 lm/W | - | 5100 lm |
| 928191805131 | MASTERColour CDM-TC Elite 50W/930 G8.5 1CT/12 | 83 % | 82 % | 95 % | 88 % | 108 lm/W | 4900 lm | 5400 lm |
| 928183405125 | MASTERColour CDM-TC Elite 20W/830 G8.5 1CT/12 | 78 % | 77 % | 87 % | 83 % | 90 lm/W | 1620 lm | 1800 lm |
| 928189105129 | MASTERColour CDM-TC Elite 35W/930 G8.5 1CT/12 | 80 % | 78 % | 93 % | 88 % | 102 lm/W | 3600 lm | 4000 lm |
| 928189105131 | MASTERColour CDM-TC Elite 35W/930 G8.5 1CT/12 | 80 % | 78 % | 93 % | 88 % | 102 lm/W | 3600 lm | 4000 lm |
| 928193805129 | MASTERColour CDM-TC Elite 35W/942 G8.5 1CT | 73 % | 71 % | 84 % | 79 % | 97 lm/W | 3420 lm | 3800 lm |
| 928193805131 | MASTERColour CDM-TC Elite 35W/942 G8.5 1CT | 73 % | 71 % | 84 % | 79 % | 97 lm/W | 3420 lm | 3800 lm |
| 928189505129 | MASTERColour CDM-TC Elite 70W/930 G8.5 1CT/12 | 83 % | 82 % | 95 % | 88 % | 107 lm/W | - | 7800 lm |
| 928189505131 | MASTERColour CDM-TC Elite 70W/930 G8.5 1CT/12 | 83 % | 82 % | 95 % | 88 % | 107 lm/W | - | 7800 lm |
| 928193905129 | MASTERColour CDM-TC Elite 70W/942 G8.5 1CT | 81 % | 80 % | 88 % | 85 % | 102 lm/W | 6700 lm | 7450 lm |
| 928193905131 | MASTERColour CDM-TC Elite 70W/942 G8.5 1CT | 81 % | 80 % | 88 % | 85 % | 102 lm/W | 6700 lm | 7450 lm |

Mechanical and Housing

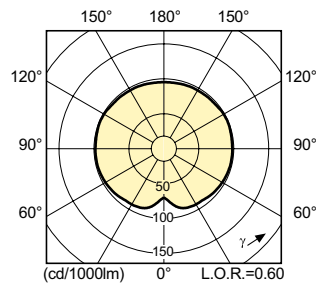
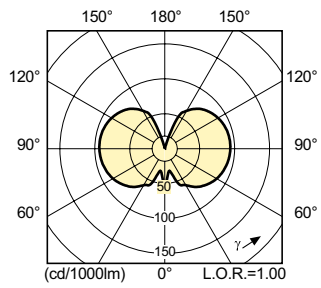
| Order Code | Full Product Name | Bulb Material | Order Code | Full Product Name | Bulb Material |
|--------------|-----------------------------------------------|-----------------|--------------|-----------------------------------------------|---------------|
| 928080115131 | MASTERColour CDM-TC Elite 50W/942 G8.5 1CT | - | 928193805131 | MASTERColour CDM-TC Elite 35W/942 G8.5 1CT | - |
| 928191805131 | MASTERColour CDM-TC Elite 50W/930 G8.5 1CT/12 | - | 928189505129 | MASTERColour CDM-TC Elite 70W/930 G8.5 1CT/12 | - |
| 928183405125 | MASTERColour CDM-TC Elite 20W/830 G8.5 1CT/12 | UV-Block Quartz | 928189505131 | MASTERColour CDM-TC Elite 70W/930 G8.5 1CT/12 | - |
| 928189105129 | MASTERColour CDM-TC Elite 35W/930 G8.5 1CT/12 | - | 928193905129 | MASTERColour CDM-TC Elite 70W/942 G8.5 1CT | - |
| 928189105131 | MASTERColour CDM-TC Elite 35W/930 G8.5 1CT/12 | - | 928193905131 | MASTERColour CDM-TC Elite 70W/942 G8.5 1CT | - |
| 928193805129 | MASTERColour CDM-TC Elite 35W/942 G8.5 1CT | - | | | |

Color Rendering Diagrams

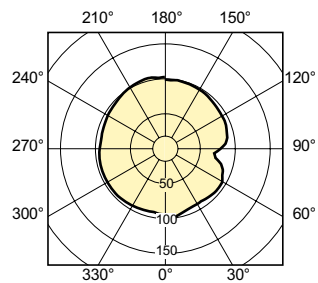
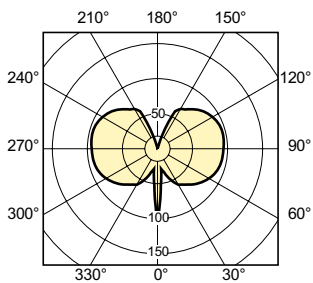
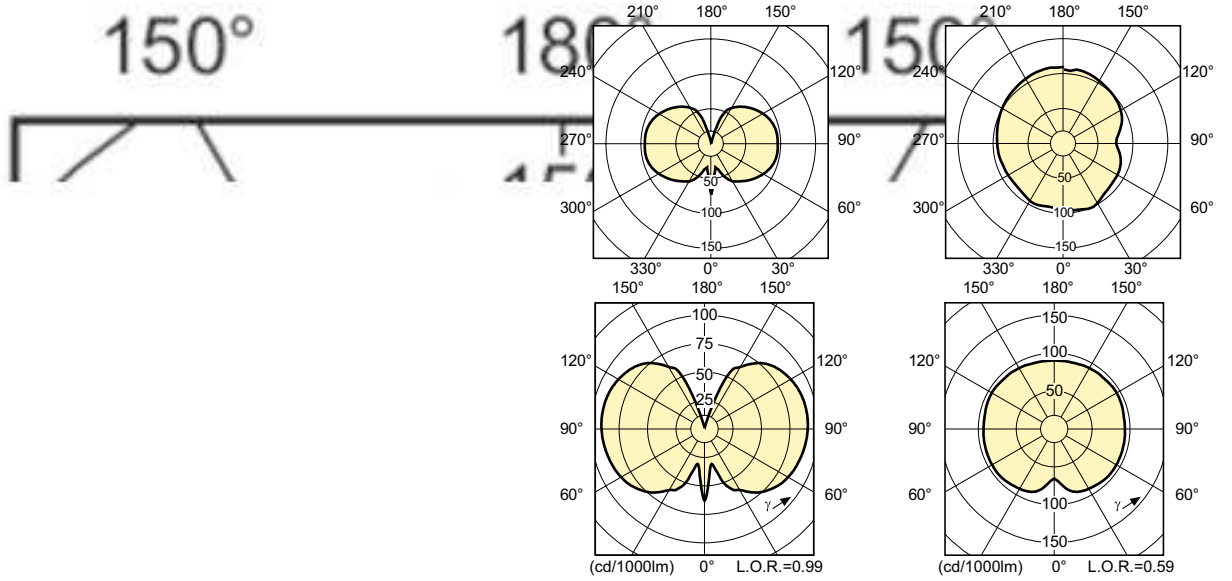


LDCR_CDMTC-E_0002-Colour rendering diagram

Color Rendering Diagrams



MASTERColour CDM-TC Elite



MASTERColour CDM-TC Elite

