



# Beautiful sparkle, reliable life

## MASTERColour CDM-T

Range of single-ended, compact, high-efficiency, discharge lamps with a stable color over lifetime and a crisp, sparkling light

### Benefits

- Stable color impression over lifetime
- High lamp efficacy results in low operating costs and low heat generation
- Long lamp life compared with incandescent and halogen lamps
- Relatively low heat output enhances comfort for shoppers and staff
- All types are UV-Block for reduced fading risks

### Features

- Crisp white light
- Superior color quality
- Allows small-size luminaires designs that give high beam intensities

### Application

- Shops and shop windows, offices and public buildings
- Decorative outdoor: floodlighting and pedestrian areas

### Warnings and Safety

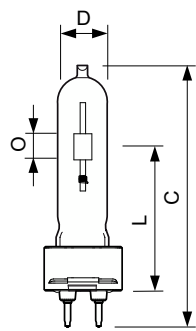
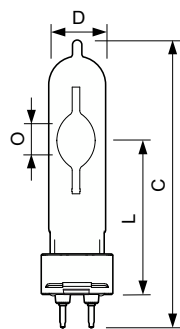
- Use only in totally enclosed luminaire, even during testing (IEC61167, IEC 62035, IEC60598)
- The luminaire must be able to contain hot lamp parts if the lamp ruptures
- Control gear must include end-of-life protection (IEC61167, IEC 62035)
- Lamps may use electronic or electromagnetic control gear, except 35W/942 and 20W lamps, which must use electronic control gear.
- A lamp breaking is extremely unlikely to have any impact on your health. If a lamp breaks, ventilate the room for 30 minutes and remove the parts, preferably with gloves. Put them in a sealed plastic bag and take it to your local waste facilities for recycling. Do not use a vacuum cleaner.

# MASTERColour CDM-T

## Versions



## Dimensional drawing



Product	D (max)	O	L (min)	L (max)	L	C (max)
MASTERC CDM-T 250W/830	25 mm	12.3 mm	71.5 mm	73.5 mm	72.5 mm	135 mm
G12 1CT/12						

Product	D (max)	D	O	L (min)	L (max)	L	C (max)
MASTERC CDM-T	20 mm	0.75	9 mm	55 mm	57 mm	56 mm	110 mm
150W/830 G12 1CT		inch					
MASTERC CDM-T	20 mm	0.75	8 mm	55 mm	57 mm	56 mm	110 mm
150W/942 G12 1CT		inch					
MASTERC CDM-T	20 mm	0.75	5 mm	55 mm	57 mm	56 mm	103 mm
35W/830 G12 1CT/12		inch					
MASTERC CDM-T	20 mm	0.75	5 mm	55 mm	57 mm	56 mm	103 mm
35W/830 G12 1CT/12		inch					
MASTERC CDM-T	20 mm	0.75	5 mm	55 mm	57 mm	56 mm	103 mm
35W/842 G12 1CT/12		inch					
MASTERC CDM-T	20 mm	0.75	7 mm	55 mm	57 mm	56 mm	103 mm
70W/830 G12 1CT/12		inch					
MASTERC CDM-T	20 mm	0.75	6 mm	55 mm	57 mm	56 mm	103 mm
70W/942 G12 1CT/12		inch					

MASTERColour CDM-T

General Information	
Cap-Base	G12
Operating Position	UNIVERSAL
Controls and Dimming	
Dimmable	No
Mechanical and Housing	
Bulb Finish	Clear

Light Technical

Order Code	Full Product Name	Chromaticity Coordinate X (Nom)	Chromaticity Coordinate Y (Nom)	Color Designation	Correlated Color Temperature (Nom)	Color rendering index (CRI)	Luminous Efficacy (rated) (Nom)	Luminous Flux
48443200	MASTERColour CDM-T 35W/830 G12 1CT/12	0.428	0.397	Warm White (WW)	3000 K	83	79 lm/W	-
48445600	MASTERColour CDM-T 35W/842 G12 1CT/12	0.370	0.367	Cool White (CW)	4200 K	84	77 lm/W	-
48447000	MASTERColour CDM-T 70W/830 G12 1CT/12	0.432	0.395	Warm White (WW)	3000 K	84	85 lm/W	-
19697215	MASTERColour CDM-T 35W/830 G12 1CT/12	0.434	0.398	Warm White (WW)	3000 K	83	79 lm/W	3,100 lm
19780115	MASTERColour CDM-T 150W/830 G12 1CT	0.434	0.398	Warm White (WW)	3000 K	88	88 lm/W	13,000 lm
48449400	MASTERColour CDM-T 70W/942 G12 1CT/12	0.377	0.376	Cool White (CW)	4200 K	92	85 lm/W	-
20005115	MASTERColour CDM-T 150W/942 G12 1CT	0.371	0.366	Cool White (CW)	4200 K	96	82 lm/W	12,100 lm
20801915	MASTERColour CDM-T 250W/830 G12 1CT/12	0.434	0.398	Warm White (WW)	3000 K	85	111 lm/W	27,750 lm

Operating and Electrical

Order Code	Full Product Name	Voltage (Nom)	Power Consumption
48443200	MASTERColour CDM-T 35W/830 G12 1CT/12	82 V	39.1 W
48445600	MASTERColour CDM-T 35W/842 G12 1CT/12	85 V	39.1 W
48447000	MASTERColour CDM-T 70W/830 G12 1CT/12	88 V	73.2 W
19697215	MASTERColour CDM-T 35W/830 G12 1CT/12	82 V	39.1 W

Order Code	Full Product Name	Voltage (Nom)	Power Consumption
19780115	MASTERColour CDM-T 150W/830 G12 1CT	96 V	150.1 W
48449400	MASTERColour CDM-T 70W/942 G12 1CT/12	88 V	73.2 W
20005115	MASTERColour CDM-T 150W/942 G12 1CT	90 V	150.1 W
20801915	MASTERColour CDM-T 250W/830 G12 1CT/12	95 V	250.0 W

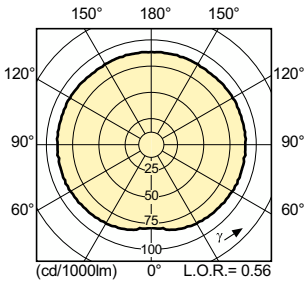
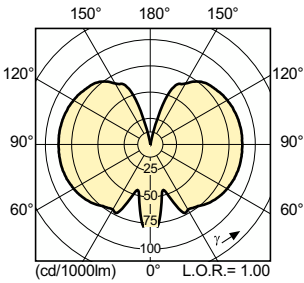
Mechanical and Housing

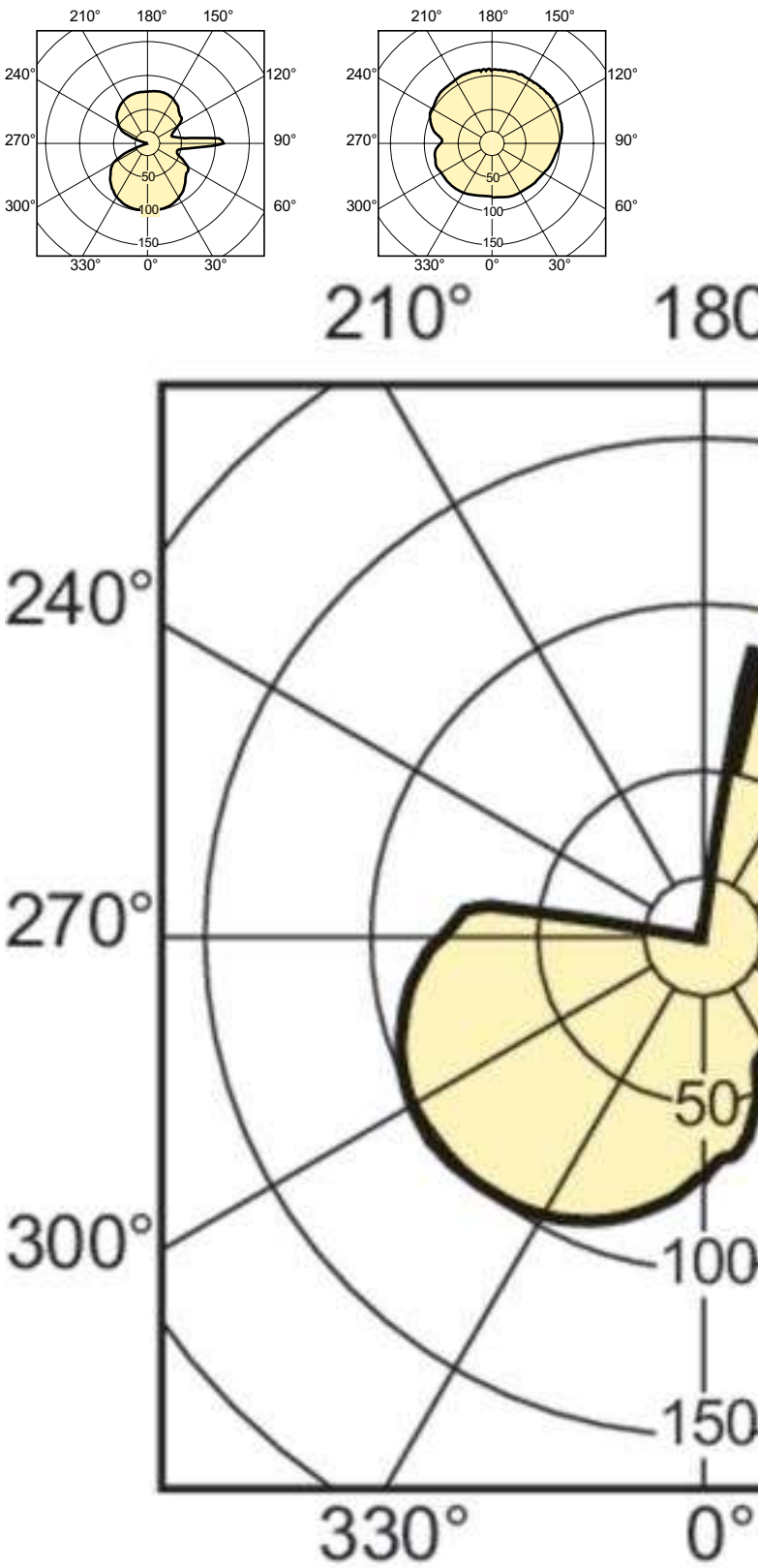
Order Code	Full Product Name	Bulb Shape
48443200	MASTERColour CDM-T 35W/830 G12 1CT/12	T19
48445600	MASTERColour CDM-T 35W/842 G12 1CT/12	T19
48447000	MASTERColour CDM-T 70W/830 G12 1CT/12	T19
19697215	MASTERColour CDM-T 35W/830 G12 1CT/12	T19

Order Code	Full Product Name	Bulb Shape
19780115	MASTERColour CDM-T 150W/830 G12 1CT	T19
48449400	MASTERColour CDM-T 70W/942 G12 1CT/12	T19
20005115	MASTERColour CDM-T 150W/942 G12 1CT	T19
20801915	MASTERColour CDM-T 250W/830 G12 1CT/12	T24

**Approval and Application**

Order Code	Full Product Name	Energy Consumption kWh/1000 h	Mercury (Hg) Content (Max)	Mercury (Hg) Content (Nom)
48443200	MASTERColour CDM-T 35W/830 G12 1CT/12	43 kWh	-	3.1 mg
48445600	MASTERColour CDM-T 35W/842 G12 1CT/12	43 kWh	-	2.7 mg
48447000	MASTERColour CDM-T 70W/830 G12 1CT/12	80 kWh	-	4.6 mg
19697215	MASTERColour CDM-T 35W/830 G12 1CT/12	40 kWh	3.2 mg	3.1 mg
19780115	MASTERColour CDM-T 150W/830 G12 1CT	151 kWh	14.3 mg	14.3 mg
48449400	MASTERColour CDM-T 70W/942 G12 1CT/12	80 kWh	-	6.1 mg
20005115	MASTERColour CDM-T 150W/942 G12 1CT	151 kWh	10.4 mg	10.4 mg
20801915	MASTERColour CDM-T 250W/830 G12 1CT/12	250 kWh	27.5 mg	27.5 mg





MASTERColour CDM-T

