



Product Description

MASTERColour CDM-T Elite

Single-ended, high-efficiency Ceramic Metal Halide discharge lamp

Benefits

- Outstanding rendering of displayed merchandise due to high color rendering (Ra 90) in combination with high lumen output; best offer in the market for 'enhancing merchandize'
- Excellent color quality, which remains stable over lifetime
- Light output over lifetime maintains display brightness
- High efficacy and long lifetime for lowest operating costs and low heat generation
- Relatively low heat generation enhances comfort for shoppers and staff
- UV Block for reduced fading risk of merchandise

Features

- Crisp white light
- Excellent color rendering (Ra 90)
- Reliable lifetime performance
- Stable color performance during lifetime
- Increased light output compared with regular MASTERColour lamps
- Improved maintenance compared with regular MASTERColour lamps
- Burning position for
 - CDM Elite-T 35W: vertical +/- 60 degrees
 - CDM Elite-T 70W: universal

Application

- Accent and display lighting with a sparkling effect, excellent solution for Retail
- Decorative outdoor floodlighting

MASTERCoulour CDM-T Elite

Warnings and Safety

- Use only in totally enclosed luminaire, even during testing (IEC61167, IEC 62035, IEC60598)
- The luminaire must be able to contain hot lamp parts if the lamp ruptures
- Use only with electronic control gear. 35W & 70W lamps may also use electromagnetic gear.
- Control gear must include end-of-life protection (IEC61167, IEC 62035)
- A lamp breaking is extremely unlikely to have any impact on your health. If a lamp breaks, ventilate the room for 30 minutes and remove the parts, preferably with gloves. Put them in a sealed plastic bag and take it to your local waste facilities for recycling. Do not use a vacuum cleaner.

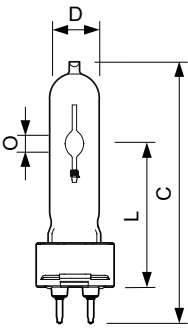
Versions



LPPR CDM-T 0005



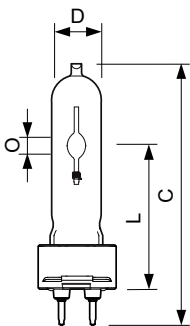
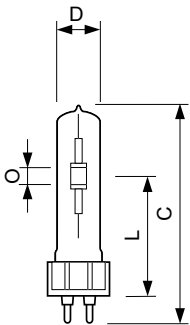
Dimensional drawing



Product	D (max)	D O	L (min)	L (max)	L	C (max)
MASTERC CDM-T Elite 20W/830	20 mm	4 mm	55 mm	57 mm	56 mm	103 mm
G12 1CT/12						

MASTERColour CDM-T Elite

Dimensional drawing



Product	D (max)	O	L (min)	L (max)	L	C (max)
MASTERC CDM-T Elite 150W/930 G12 1CT/12	20 mm	9 mm	55 mm	57 mm	56 mm	110 mm

Product	D (max)	O	L (min)	L (max)	L	C (max)
MASTERC CDM-T Elite 100W/930 G12 1CT/12	20 mm	8.5 mm	55 mm	57 mm	56 mm	110 mm
MASTERC CDM-T Elite 35W/930 G12 1CT/12	20 mm	4.8 mm	55 mm	57 mm	56 mm	103 mm
MASTERC CDM-T Elite 35W/942 G12 1CT	20 mm	5.2 mm	55 mm	57 mm	56 mm	103 mm
MASTERC CDM-T Elite 50W/930 G12 1CT/12	20 mm	6 mm	55 mm	57 mm	56 mm	103 mm
MASTERC CDM-T Elite 50W/942 G12 1CT	20 mm	7.1 mm	55 mm	57 mm	56 mm	103 mm
MASTERC CDM-T Elite 70W/930 G12 1CT/12	20 mm	7.15 mm	55 mm	57 mm	56 mm	103 mm
MASTERC CDM-T Elite 70W/942 G12 1CT	20 mm	7.75 mm	55 mm	57 mm	56 mm	103 mm

General Information	
Cap-Base	G12
Controls and Dimming	
Dimmable	No
Mechanical and Housing	
Bulb Finish	Clear
Bulb Shape	T19

General Information

Order Code	Full Product Name	Operating Position
21312915	MASTERC CDM-T ELITE 150W/930 G12 1CT/12	P10
87169200	MASTERColour CDM-T Elite 100W/930 G12 1CT/12	UNIVERSAL
87156200	MASTERColour CDM-T Elite 20W/830 G12.1CT/12	UNIVERSAL
91137400	MasterC CDM-T Elite 35W/930 G12 1CT/12	UNIVERSAL
16364000	MASTERColour CDM-T Elite 35W/942 G12 1CT	UNIVERSAL

Order Code	Full Product Name	Operating Position
91141100	MASTERColour CDM-T Elite 70W/930 G12 1CT/12	UNIVERSAL
16362600	MASTERColour CDM-T Elite 70W/942 G12 1CT	UNIVERSAL
20159500	MASTERColour CDM-T Elite 50W/942 G12 1CT	UNIVERSAL
93060300	MASTERColour CDM-T Elite 50W/930 G12 1CT/12	UNIVERSAL

Light Technical

MASTERColour CDM-T Elite

Order Code	Full Product Name	Chromaticity	Chromaticity	Color Designation	Correlated Color	Color	Luminous Efficacy	Luminous Flux
		Coordinate X (Nom)	Coordinate Y (Nom)		Temperature (Nom)	rendering index (CRI)		
21312915	MASTERC CDM-T ELITE 150W/930 G12 1CT/12	0.434	0.398	Warm White (WW)	3000 K	92	98 lm/W	14,600 lm
87169200	MASTERColour CDM-T Elite 100W/930 G12 1CT/12	0.434	0.398	Warm White (WW)	3000 K	92	110 lm/W	11,000 lm
87156200	MASTERColour CDM-T Elite 20W/830 G12.1CT/12	0.434	0.398	Warm White (WW)	3000 K	84	90 lm/W	1,800 lm
91137400	MasterC CDM-T Elite 35W/930 G12 1CT/12	0.434	0.398	Warm White (WW)	3000 K	90	98 lm/W	4,050 lm
16364000	MASTERColour CDM-T Elite 35W/942 G12 1CT	0.371	0.366	Cool White (CW)	4200 K	90	98 lm/W	3,850 lm
91141100	MASTERColour CDM-T Elite 70W/930 G12 1CT/12	0.434	0.398	Warm White (WW)	3000 K	90	103 lm/W	7,800 lm
16362600	MASTERColour CDM-T Elite 70W/942 G12 1CT	0.371	0.366	Cool White (CW)	4200 K	90	100 lm/W	7,500 lm
20159500	MASTERColour CDM-T Elite 50W/942 G12 1CT	0.371	0.366	Cool White (CW)	4200 K	90	100 lm/W	5,000 lm
93060300	MASTERColour CDM-T Elite 50W/930 G12 1CT/12	0.434	0.398	Warm White (WW)	3000 K	90	108 lm/W	5,450 lm

Operating and Electrical

Order Code	Full Product Name	Voltage (Nom)	Power Consumption
21312915	MASTERC CDM-T ELITE 150W/930 G12 1CT/12	92 V	150.1 W
87169200	MASTERColour CDM-T Elite 100W/930 G12 1CT/12	88 V	100.1 W
87156200	MASTERColour CDM-T Elite 20W/830 G12.1CT/12	95 V	20.1 W
91137400	MasterC CDM-T Elite 35W/930 G12 1CT/12	85 V	39.1 W
16364000	MASTERColour CDM-T Elite 35W/942 G12 1CT	90 V	39.1 W

Order Code	Full Product Name	Voltage (Nom)	Power Consumption
91141100	MASTERColour CDM-T Elite 70W/930 G12 1CT/12	85 V	73.2 W
16362600	MASTERColour CDM-T Elite 70W/942 G12 1CT	87 V	73.2 W
20159500	MASTERColour CDM-T Elite 50W/942 G12 1CT	91 V	50.2 W
93060300	MASTERColour CDM-T Elite 50W/930 G12 1CT/12	90 V	50.2 W

Approval and Application

Order Code	Full Product Name	Energy	Mercury	Mercury
		Consumption kWh/1000 h	(Hg) Content (Max)	(Hg) Content (Nom)
21312915	MASTERC CDM-T ELITE 150W/930 G12 1CT/12	151 kWh	9.5 mg	9.5 mg
87169200	MASTERColour CDM-T Elite 100W/930 G12 1CT/12	101 kWh	10.1 mg	10.1 mg
87156200	MASTERColour CDM-T Elite 20W/830 G12.1CT/12	21 kWh	3.5 mg	3.5 mg
91137400	MasterC CDM-T Elite 35W/930 G12 1CT/12	40 kWh	4.7 mg	4.7 mg

Order Code	Full Product Name	Energy	Mercury	Mercury
		Consumption kWh/1000 h	(Hg) Content (Max)	(Hg) Content (Nom)
16364000	MASTERColour CDM-T Elite 35W/942 G12 1CT	40 kWh	4.9 mg	4.9 mg
91141100	MASTERColour CDM-T Elite 70W/930 G12 1CT/12	74 kWh	6.6 mg	6.6 mg
16362600	MASTERColour CDM-T Elite 70W/942 G12 1CT	74 kWh	6.6 mg	6.6 mg
20159500	MASTERColour CDM-T Elite 50W/942 G12 1CT	51 kWh	5.7 mg	5.7 mg

MASTERColour CDM-T Elite

Order Code	Full Product Name	Energy	Mercury	Mercury
		Consumption	(Hg)	(Hg)
		kWh/1000 h	Content	Content
			(Max)	(Nom)
93060300	MASTERColour CDM-T Elite	51 kWh	6.6 mg	6.6 mg
	50W/930 G12 1CT/12			

