



# Perfect sparkle, unrivalled efficiency

## MASTERColour CDM-T Elite

Single-ended, very high-efficiency, long-life Ceramic Metal Halide discharge lamp producing crisp white sparkling light with high color rendering

### Benefits

- High-intensity beam of crisp white sparkling light makes merchandise look irresistible
- Stable color and lumen output over life keeps your store attractive season after season
- Lowest Total Cost of Ownership as a result of high efficacy (same light, less energy or same energy, more light) and long life

### Features

- Crisp white sparkling light
- Excellent color rendering, with extra red
- High efficacy with unparalleled lumen maintenance
- Stable color performance over lifetime
- UV-blocking glass

### Application

- Accent and display lighting in retail
- General and decorative indoor lighting
- Outdoor area lighting

# MASTERColour CDM-T Elite

## Warnings and Safety

- Use only in totally enclosed luminaire, even during testing (IEC61167, IEC 62035, IEC60598)
- The luminaire must be able to contain hot lamp parts if the lamp ruptures
- Use only with electronic control gear. 35W & 70W lamps may also use electromagnetic gear.
- Control gear must include end-of-life protection (IEC61167, IEC 62035)
- A lamp breaking is extremely unlikely to have any impact on your health. If a lamp breaks, ventilate the room for 30 minutes and remove the parts, preferably with gloves. Put them in a sealed plastic bag and take it to your local waste facilities for recycling. Do not use a vacuum cleaner.

## Versions



CDM-T Elite 35W /842, /930, /942 G12

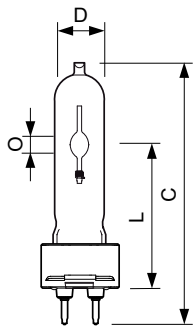


CDM-T 70W G12



CDM-T Elite 50W /930, /942 G12

## Dimensional drawing



Product	D (max)	O	L (min)	L (max)	L	C (max)
MASTERColour CDM-T Elite 35W/942 G12 1CT	20 mm	5.2 mm	55 mm	57 mm	56 mm	103 mm
MASTERColour CDM-T Elite 70W/930 G12 1CT/12	20 mm	7.15 mm	55 mm	57 mm	56 mm	103 mm
MASTERColour CDM-T Elite 50W/930 G12 1CT/12	20 mm	6 mm	55 mm	57 mm	56 mm	103 mm
MASTERColour CDM-T Elite 70W/942 G12 1CT	20 mm	7.75 mm	55 mm	57 mm	56 mm	103 mm
MASTERColour CDM-T Elite 70W/942 G12 1CT	20 mm	7.75 mm	55 mm	57 mm	56 mm	103 mm
MASTERColour CDM-T Elite 35W/930 G12 1CT/12	20 mm	4.8 mm	55 mm	57 mm	56 mm	103 mm

# MASTERColour CDM-T Elite

## Approval and Application

Energy Efficiency Label (EEL) A+

## Controls and Dimming

Dimmable No

## Operating and Electrical

Re-ignition Time (Min) (Max) 15 min

## General Information

Cap-Base G12

Operating Position UNIVERSAL

## Luminaire Design Requirements

Bulb Temperature (Max) 500 °C

## Mechanical and Housing

Bulb Finish Clear

Bulb Shape T6

## Approval and Application

Order Code	Full Product Name	Energy Consumption kWh/1000 h	Mercury (Hg) Content (Nom)
928185205131	MASTERColour CDM-T Elite 35W/930 G12 1CT/12	43 kWh	4.7 mg
928193605129	MASTERColour CDM-T Elite 35W/942 G12 1CT	43 kWh	4.9 mg
928185305129	MASTERColour CDM-T Elite 70W/930 G12 1CT/12	80 kWh	6.6 mg
928193705129	MASTERColour CDM-T Elite 70W/942 G12 1CT	80 kWh	6.6 mg
928193705131	MASTERColour CDM-T Elite 70W/942 G12 1CT	80 kWh	6.6 mg
928191705131	MASTERColour CDM-T Elite 50W/930 G12 1CT/12	55 kWh	6.6 mg

## Operating and Electrical (1/2)

Order Code	Full Product Name	Lamp			
		Current (EM) (Nom)	Voltage (Max)	Voltage (Min)	Voltage (Nom)
928185205131	MASTERColour CDM-T Elite 35W/930 G12 1CT/12	0.500 A	90 V	80 V	85 V
928193605129	MASTERColour CDM-T Elite 35W/942 G12 1CT	0.51 A	96 V	84 V	90 V
928185305129	MASTERColour CDM-T Elite 70W/930 G12 1CT/12	1 A	90 V	79 V	85 V

Order Code	Full Product Name	Lamp			
		Current (EM) (Nom)	Voltage (Max)	Voltage (Min)	Voltage (Nom)
928193705129	MASTERColour CDM-T Elite 70W/942 G12 1CT	0.97 A	93 V	81 V	87 V
928193705131	MASTERColour CDM-T Elite 70W/942 G12 1CT	0.97 A	93 V	81 V	87 V
928191705131	MASTERColour CDM-T Elite 50W/930 G12 1CT/12	-	96 V	84 V	90 V

## Operating and Electrical (2/2)

Order Code	Full Product Name	Power	
		(Rated) (Min)	(Rated) (Nom)
928185205131	MASTERColour CDM-T Elite 35W/930 G12 1CT/12	-	39.0 W
928193605129	MASTERColour CDM-T Elite 35W/942 G12 1CT	-	39.0 W
928185305129	MASTERColour CDM-T Elite 70W/930 G12 1CT/12	-	73 W

Order Code	Full Product Name	Power	
		(Rated) (Min)	(Rated) (Nom)
928193705129	MASTERColour CDM-T Elite 70W/942 G12 1CT	-	73 W
928193705131	MASTERColour CDM-T Elite 70W/942 G12 1CT	-	73 W
928191705131	MASTERColour CDM-T Elite 50W/930 G12 1CT/12	50.0 W	50 W

## General Information

## MASTERColour CDM-T Elite

Order Code	Full Product Name	Life To	Life To	Life To	Life To
		10% Failures (Nom)	20% Failures (Nom)	50% Failures (Nom)	Life To 5% Failures (Nom)
928185205131	MASTERColour CDM-T Elite 35W/930 G12 1CT/12	14000 h	16000 h	20000 h	12000 h
928193605129	MASTERColour CDM-T Elite 35W/942 G12 1CT	10000 h	12000 h	15000 h	9000 h
928185305129	MASTERColour CDM-T Elite 70W/930 G12 1CT/12	14000 h	16000 h	20000 h	12000 h

Order Code	Full Product Name	Life To	Life To	Life To	Life To
		10% Failures (Nom)	20% Failures (Nom)	50% Failures (Nom)	Life To 5% Failures (Nom)
928193705129	MASTERColour CDM-T Elite 70W/942 G12 1CT	10000 h	12000 h	15000 h	9000 h
928193705131	MASTERColour CDM-T Elite 70W/942 G12 1CT	10000 h	12000 h	15000 h	9000 h
928191705131	MASTERColour CDM-T Elite 50W/930 G12 1CT/12	14000 h	16000 h	20000 h	12000 h

### Light Technical (1/3)

Order Code	Full Product Name	Chromaticity	Chromaticity	Color	
		Coordinate X (Nom)	Coordinate Y (Nom)	Code	Designation
928185205131	MASTERColour CDM-T Elite 35W/930 G12 1CT/12	0.435	0.395	930	Warm White (WW)
928193605129	MASTERColour CDM-T Elite 35W/942 G12 1CT	0.366	0.364	942	Cool White (CW)
928185305129	MASTERColour CDM-T Elite	0.435	0.396	930	Warm White (WW)

Order Code	Full Product Name	Chromaticity	Chromaticity	Color	
		Coordinate X (Nom)	Coordinate Y (Nom)	Code	Designation
928193705129	MASTERColour CDM-T Elite 70W/930 G12 1CT/12	0.362	0.363	942	Cool White (CW)
928193705131	MASTERColour CDM-T Elite 70W/942 G12 1CT	0.362	0.363	942	Cool White (CW)
928191705131	MASTERColour CDM-T Elite 50W/930 G12 1CT/12	0.435	0.396	930	Warm White (WW)

### Light Technical (2/3)

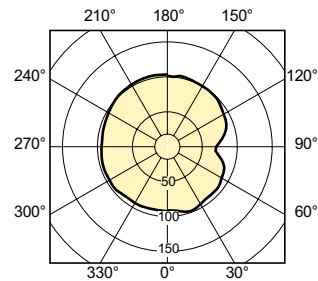
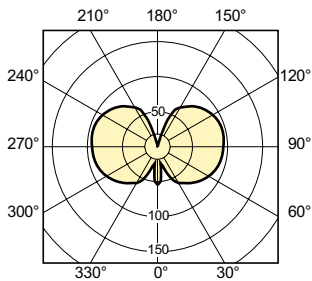
Order Code	Full Product Name	Correlated	Color		Lumen					
		Color Temperature (Nom)	Color Rendering Index (Min)	Color Rendering Index (Nom)	Lumen Maintenance 1000 h (Nom)	Lumen Maintenance 10000 h (Nom)	Lumen Maintenance 12000 h (Nom)	Lumen Maintenance 2000 h (Nom)	Lumen Maintenance 4000 h (Nom)	Lumen Maintenance 5000 h (Nom)
928185205131	MASTERColour CDM-T Elite 35W/930 G12 1CT/12	3000 K	87	90	95 %	83 %	80 %	93 %	90 %	88 %
928193605129	MASTERColour CDM-T Elite 35W/942 G12 1CT	4200 K	86	89	89 %	73 %	71 %	84 %	80 %	79 %
928185305129	MASTERColour CDM-T Elite 70W/930 G12 1CT/12	3000 K	87	90	97 %	83 %	82 %	95 %	90 %	88 %
928193705129	MASTERColour CDM-T Elite 70W/942 G12 1CT	4200 K	88	91	91 %	80 %	79 %	88 %	85 %	84 %
928193705131	MASTERColour CDM-T Elite 70W/942 G12 1CT	4200 K	88	91	91 %	80 %	79 %	88 %	85 %	84 %

# MASTERColour CDM-T Elite

Order Code	Full Product Name	Correlated	Color	Color	Lumen	Lumen	Lumen	Lumen	Lumen	
		Color Temperature (Nom)	Color Rendering Index (Min)	Color Rendering Index (Nom)	Maintenance 1000 h (Nom)	Maintenance 10000 h (Nom)	Maintenance 12000 h (Nom)	Maintenance 2000 h (Nom)	Maintenance 4000 h (Nom)	Maintenance 5000 h (Nom)
928191705131	MASTERColour CDM-T Elite 50W/930 G12 1CT/12	3000 K	87	90	97 %	83 %	82 %	95 %	90 %	88 %

## Light Technical (3/3)

Order Code	Full Product Name	Luminous	Luminous
		Efficacy (rated) (Nom)	Flux (Rated) (Nom)
928185205131	MASTERColour CDM-T Elite 35W/930 G12 1CT/12	98 lm/W	4050 lm
928193605129	MASTERColour CDM-T Elite 35W/942 G12 1CT	98 lm/W	3850 lm
928185305129	MASTERColour CDM-T Elite 70W/930 G12 1CT/12	103 lm/W	7800 lm
928193705129	MASTERColour CDM-T Elite 70W/942 G12 1CT	100 lm/W	7500 lm
928193705131	MASTERColour CDM-T Elite 70W/942 G12 1CT	100 lm/W	7500 lm
928191705131	MASTERColour CDM-T Elite 50W/930 G12 1CT/12	108 lm/W	5450 lm



# MASTERColour CDM-T Elite

