



Perfect sparkle, mini design

MASTERColour CDM-Tm Elite Mini

Mini, single-ended, very high-efficiency, long-life Ceramic Metal Halide discharge lamp producing crisp white sparkling light with high color rendering

Benefits

- High-intensity beam of crisp white sparkling light makes merchandise look irresistible
- Lowest Total Cost of Ownership as a result of high efficacy (same light, less energy or same energy, more light) and long life
- Fits in small luminaires which are less visible

Features

- Crisp white sparkling light
- Excellent color rendering, with extra red
- High efficacy with unparalleled lumen maintenance
- Stable color performance over lifetime
- Mini size

Application

- Accent and display lighting in retail
- General and decorative indoor lighting
- Outdoor area lighting

MASTERColour CDM-Tm Elite Mini

Warnings and Safety

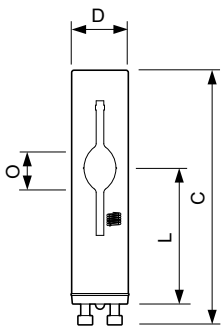
- Use only in totally enclosed luminaire, even during testing (IEC61167, IEC 62035, IEC60598)
- The luminaire must be able to contain hot lamp parts if the lamp ruptures
- Use only with electronic control gear
- For 50W use with Philips electronic gear only
- Control gear must include end-of-life protection (IEC61167, IEC 62035)
- A lamp breaking is extremely unlikely to have any impact on your health. If a lamp breaks, ventilate the room for 30 minutes and remove the parts, preferably with gloves. Put them in a sealed plastic bag and take it to your local waste facilities for recycling. Do not use a vacuum cleaner.

Versions



MASTERColour CDM-Tm /830, /
930, /942 GU6.5

Dimensional drawing



Product	D (max)	D	O	L (min)	L (max)	L	C (max)
MASTERColour CDM-Tm Elite Mini 20W/830	13.3 mm	0.5 in	3.4 mm	28 mm	32 mm	30 mm	56.7 mm
MASTERColour CDM-Tm Elite Mini 35W/930	13.3 mm	0.5 in	4.7 mm	28 mm	32 mm	30 mm	56.7 mm

MASTERCcolour CDM-Tm Elite Mini

Approval and Application

Energy Efficiency Label (EEL) A+

Controls and Dimming

Dimmable No

Operating and Electrical

Re-ignition Time (Min) (Max) 15 min

General Information

Cap-Base GU6.5
 Life To 10% Failures (Nom) 14000 h
 Life To 20% Failures (Nom) 16000 h
 Life To 50% Failures (Nom) 20000 h
 Life To 5% Failures (Nom) 12000 h
 Operating Position UNIVERSAL

Light Technical

Chromaticity Coordinate Y (Nom) 0.396
 Color Designation Warm White (WW)
 Correlated Color Temperature (Nom) 3000 K

Mechanical and Housing

Bulb Finish Clear

Approval and Application

Order Code	Full Product Name	Energy Consumption kWh/1000 h	Mercury (Hg) Content (Nom)
928183505130	MASTERCcolour CDM-Tm Elite Mini 20W/830 GU6.5 1CT	22 kWh	3.5 mg
928187405130	MASTERCcolour CDM-Tm Elite Mini 35W/930 GU6.5 1CT	43 kWh	4.7 mg

Operating and Electrical

Order Code	Full Product Name	Voltage (Max)	Voltage (Min)	Voltage (Nom)	Power (Rated) (Nom)
928183505130	MASTERCcolour CDM-Tm Elite Mini 20W/830 GU6.5 1CT	100 V	90 V	95 V	20.0 W

Order Code	Full Product Name	Voltage (Max)	Voltage (Min)	Voltage (Nom)	Power (Rated) (Nom)
928187405130	MASTERCcolour CDM-Tm Elite Mini 35W/930 GU6.5 1CT	95 V	79 V	87 V	39.0 W

Luminaire Design Requirements

Order Code	Full Product Name	Bulb Temperature (Max)
928183505130	MASTERCcolour CDM-Tm Elite Mini 20W/830 GU6.5 1CT	380 °C

Order Code	Full Product Name	Bulb Temperature (Max)
928187405130	MASTERCcolour CDM-Tm Elite Mini 35W/930 GU6.5 1CT	450 °C

Light Technical (1/2)

Order Code	Full Product Name	Chromaticity Coordinate X (Nom)	Color Code	Color Rendering Index (Min)	Color Rendering Index (Nom)
928183505130	MASTERCcolour CDM-Tm Elite Mini 20W/830 GU6.5 1CT	0.436	830	81	84

Order Code	Full Product Name	Chromaticity Coordinate X (Nom)	Color Code	Color Rendering Index (Min)	Color Rendering Index (Nom)
928187405130	MASTERCcolour CDM-Tm Elite Mini 35W/930 GU6.5 1CT	0.435	930	87	90

Light Technical (2/2)


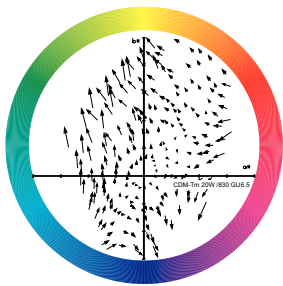
MASTERColour CDM-Tm Elite Mini

Order Code	Full Product Name	Lumen	Lumen	Lumen	Lumen	Lumen	Lumen	Luminous	Luminous	Luminous
		Maintenance 1000 h (Nom)	Maintenance 10000 h (Nom)	Maintenance 12000 h (Nom)	Maintenance 2000 h (Nom)	Maintenance 4000 h (Nom)	Maintenance 5000 h (Nom)	Efficacy (rated) (Nom)	Flux (Rated) (Min)	Flux (Rated) (Nom)
928183505130	MASTERColour CDM-Tm Elite Mini 20W/830 GU6.5 1CT	91 %	78 %	77 %	87 %	84 %	83 %	90 lm/W	1620 lm	1800 lm
928187405130	MASTERColour CDM-Tm Elite Mini 35W/930 GU6.5 1CT	95 %	-	80 %	93 %	90 %	-	102 lm/W	3600 lm	4000 lm

Mechanical and Housing

Order Code	Full Product Name	Bulb Shape	Order Code	Full Product Name	Bulb Shape
928183505130	MASTERColour CDM-Tm Elite Mini 20W/830 GU6.5 1CT	T-4	928187405130	MASTERColour CDM-Tm Elite Mini 35W/930 GU6.5 1CT	T13.3

Color Rendering Diagrams



LDCR_CDM-Tm_35W_930_GU65-Colour rendering diagram

