



Single intuitive tool to create the perfect match for your lighting application

MultiOne Configurator

Today's manufacturers are able to offer perfectly tailored lighting solutions that are intelligent and so can also be adapted to tomorrow's needs. Philips' new configurable gear units with built-in control functions allow programming of the luminaire's behaviour in order to maximise energy savings and minimise environmental impact. Philips' light configurator is the single intuitive system allowing users to configure all the different functions in every programmable driver from Philips. Creating the perfect match for the application has never been easier.

Benefits

- One tool for all Philips configurable drivers, both for conventional and LED systems
- Flexibility for OEM providing access to the features built into the driver
- Optimised for use in the production process
- Unique tool that combines configuration with diagnostics

Features

- For use with all Philips LED, fluorescent and HID programmable drivers.
- Suitable for standard Windows computers with USB connection
- Different interfaces depending on the installation
- Enables optimisation of installation, last minute changes, easy diagnostics and maintenance.

Application

- Retail Office Industry Outdoor

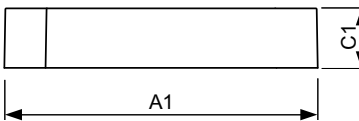
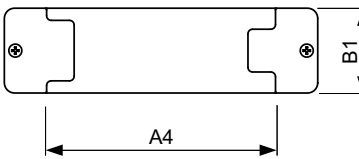
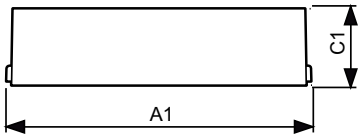
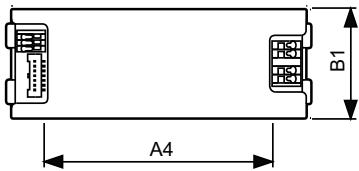
MultiOne Configurator

Versions



LCN8650/10 MultiOne interface
USB2ZigBee

Dimensional drawing



Product
MULTIONE INTERFACE USB2 DALI

Product
MULTIONE INTERFACE USB2 DALI

Product details

GPDP_LLGCOnFi_0001-Detail
photo



