



# Waterproof TCW060 – just light

## TCW060 C

Designed for use in demanding environments, TCW060 is an economical, compact waterproof luminaire. Dedicated versions are available for TL-D and TL5 lamps. Ingress-protected to a level of IP65 and operating solely on electronic gear, this is a competitive energy-saving solution for wet spaces – at the same cost as an electromagnetic solution. A flexible ceiling clip facilitates easy installation and maintenance.

### Benefits

- Economical, compact waterproof luminaire designed for use in demanding environments
- Operating solely on electronic gear, this is a competitive energy-saving solution for wet spaces at the same cost as a standard electromagnetic solution
- Dedicated versions available for TL5 and TL-D lamps

### Features

- Dedicated housings for TLD and for TL5 types
- Fully complies with IP65 ingress protection norms - provides protection against moderate to challenging impact of moisture and dust
- Available in 1- and 2-lamp TL-D and TL5 versions
- Electronic HF driver is energy efficient and produces less noise and flicker
- Easy-to-use clippers ensure flexibility in installation and ease in maintenance

### Application

- Car parks
- Warehouses
- General industrial applications
- Food and beverage industry


### Specifications

# TCW060 C


<b>Type</b>	TCW060
<b>Light source</b>	Fluorescent: - 1 or 2 x TL5 / G5 / 28 W - 1 or 2 x TL-D / G13 / 18, 36 W
<b>Lamp included</b>	No
<b>Ballast</b>	Electronic, 220-240 V / 50-60 Hz: - High Frequency (HF)
<b>Optical cover</b>	Polycarbonate
<b>Connection</b>	Screw connector

<b>Material</b>	Housing: polycarbonate, grey Cover: polycarbonate, UV-resistant Ceiling clips: stainless steel Cover clips: polycarbonate, grey
<b>Installation</b>	Surface mounted Operating temperature: -15°C < T
<b>Maintenance</b>	Hingeable cover for easy lamp replacement
<b>Main applications</b>	Wet environments, light industries, parkings

## Versions




Waterproof TCW060 surface-mounted/suspended luminaire for TL-D fluorescent lamp(s)




Waterproof TCW060 surface-mounted/suspended luminaire for TL-D fluorescent lamp(s)

## Dimensional drawing




Product	A	B
TCW060 C 1xTL-D36W HF 220V	900 mm	1270 mm
TCW060 C 1xTL-D18W HF 220V	350 mm	660 mm




Product	A	B
TCW060 C 2xTL-D18W HF 220V	350 mm	660 mm
TCW060 C 2xTL-D36W HF 220V	900 mm	1270 mm

# TCW060 C

## Product details



IPDP\_TCW060c\_0001-Detail photo



IPDP\_TCW060c\_0003-Detail photo

### Operating and Electrical

Input Voltage 220 V

### General Information

Gear HF

Lamp family code TL-D

## General Information

Order Code	Full Product Name	Lamp power	Number of light sources
03630026	TCW060 C 1xTL-D18W HF 220V	18 W	1
03630028	TCW060 C 1xTL-D36W HF 220V	36 W	1

Order Code	Full Product Name	Lamp power	Number of light sources
03630027	TCW060 C 2xTL-D18W HF 220V	18 W	2
03630029	TCW060 C 2xTL-D36W HF 220V	36 W	2

