



# MSR Gold™ FastFit – easy lamp replacement in seconds

## MSR Gold™ FastFit

All lamps burn out eventually, but when this happens with single ended MSR Gold™ FastFit, it is replaced in seconds – thanks to the specially designed lamp base and lamp holder. This lamp provides a high beam intensity of pure, white light for a truly illuminating performance, while the gold-plated caps provide superior heat protection and prevent premature failure. P3 technology allows use in any position and at higher temperatures, further extending lamp life and consistency of high-quality light output. Also, because the FastFit design is applied to Philips Halogen lamps, switching between lamp technologies can be done quickly and easily. The Philips MSR Gold™ 1200 FastFit can be operated in a lamp wattage range between 800W and 1400W.

### Benefits

- Lamp replacement in just seconds, exchangeable with halogen lamp
- High beam intensity
- Easy handling, smaller and lighter fixtures possible
- Boostable light levels
- Enables use at higher temperatures in any burning position. Longer lifetime, fewer early failures, consistent performance over time
- Reduces early lamp or lamp holder failures. Excellent current transfer
- Pure, white light; color point close to black body line

# MSR Gold™ FastFit

## Features

- Philips FastFit
- Very short arc
- Compact design
- Flexible power range
- Philips pinch protection
- Innovative gold plated pins
- MSR filling


## Application

- Entertainment

## Warnings and Safety

- A lamp breaking is extremely unlikely to have any impact on your health. If a lamp breaks, ventilate the room for 30 minutes and remove the parts, preferably with gloves. Put them in a sealed plastic bag and take it to your local waste facilities for recycling. Do not use a vacuum cleaner.

## Versions

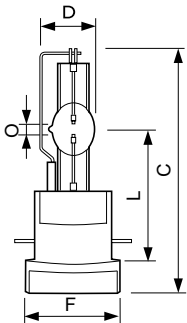


MSR Gold™ 700, 700/2, 1200  
FastFit



MSR Gold™ 1500, 2000, 2000/2,  
2500/2 FastFit

## Dimensional drawing



### Product

MSR Gold™ 1200 FastFit 1CT/4

MSR Gold™ 700/2 FastFit 1CT/8

MSR Gold™ 700 FastFit 1CT/4

Dimensional drawing



Product	D (max)	O	L (min)	L (max)	L	C (max)	F
MSR Gold™ 1500 FastFit 1CT/4	28 mm	6.3 mm	64 mm	66 mm	65 mm	128 mm	50 mm
MSR Gold™ 1500/1 FastFit 1CT/4	28 mm	6.3 mm	64 mm	66 mm	65 mm	128 mm	50 mm

Controls and Dimming	
Dimmable	Yes
General Information	
Cap-Base	PGJX50
Life To 50% Failures (Nom)	750 h
Main Application	Entertainment
Operating Position	Universal
System Description	FastFit

Operating and Electrical

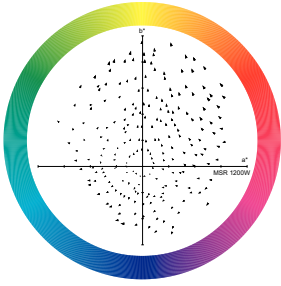
Order Code	Full Product Name	Lamp Current (Nom)	Power (Rated) (Nom)
286914	MSR Gold™ 700 FastFit 1CT/4	10.2 A	700 W
245621	MSR Gold™ 700/2 FastFit 1CT/8	10.2 A	700 W
286880	MSR Gold™ 1200 FastFit 1CT/4	15 A	1200 W

Order Code	Full Product Name	Lamp Current (Nom)	Power (Rated) (Nom)
286971	MSR Gold™ 1500 FastFit 1CT/4	15.3 A	1500 W
260497	MSR Gold™ 1500/1 FastFit 1CT/4	15.3 A	1500.0 W

Light Technical

Order Code	Full Product Name	Color Code	Correlated Color Temperature (Nom)	Color Rendering Index (Nom)	Luminous Flux (Min)	Luminous Flux (Nom)
286914	MSR Gold™ 700 FastFit 1CT/4	-	6000 K	80	45500 lm	50000 lm
245621	MSR Gold™ 700/2 FastFit 1CT/8	2	7500 K	75	41800 lm	50000 lm
286880	MSR Gold™ 1200 FastFit 1CT/4	-	6000 K	80	79500 lm	95000 lm
286971	MSR Gold™ 1500 FastFit 1CT/4	-	6000 K	80	100600 lm	120000 lm
260497	MSR Gold™ 1500/1 FastFit 1CT/4	1	5700 K	85	114750 lm	127500 lm

Colour Rendering Diagrams



XDCR\_XDMSR\_1200W-Colour Rendering  
Vector diagram

