



Energy-efficient lighting for industrial and commercial applications

GreenUp Wellglass

GreenUp LED Wellglass luminaire is designed to replace traditional WellGlass up to 70W with only 35% of the load for similar illumination. It is a perfect LED solution for outdoor application and industry of harsh condition like power plant, metal, and non hazardous area in chemical and petrochemical industry. Compared to conventional HID WellGlass, it improves reliability, comfort, while reducing energy and maintenance cost dramatically. GreenUp Wellglass comes with 2 different mounting, pipe and bracket, and comes with 2 beam, lambertian and batwing.

Benefits

- Safe and reliable qualities
- High energy saving
- Comfortable light

Features

- Waterproof, dustproof, impact proof and corrosion proof features, meeting requirements of outdoor application
- System efficacy 100lm/W, 1:1 replacement of HID up to 68% energy saving
- CRI>80, comfortable light with low glare ratings
- 50,000 hrs life with 70% lumen maintained
- Two mounting options: pipe mounting and bracket for wall/ceiling mounting

Application


- Harsh Industry Application

Specifications

Mounting type	Suspended
	Pipe
	Surface
Operating Temperature range	-30 to +45 °C
Light Source	LED
Mains Voltage	220-240V / 50-60Hz
Mains connection	Flying cable
Mechanical Accessories	Mounting bracket
	Shielding grid
Dimming	PSU: non-dimmable
Material	Housing: die-cast aluminium
Lumen maintenance at median useful life	L70 50.000h
Luminous flux	3.2klm / 4.4klm
Power consumption	29W / 40W

Luminaire efficacy	Up to 110lm/W
Correlated color temperature - CCT	4000K 6500K
Color Rendering index - CRI	80
Beam angle	Lambertian
Optical cover/lens material	PC
Optical cover/lens finish	Opal
Protection Class	Class I
IEC61140	
Mechanical impact protection	IK08
Ingress protection	IP65
Driver replaceable	No

Versions

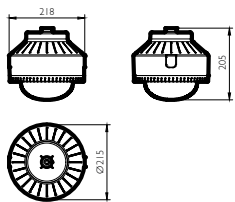
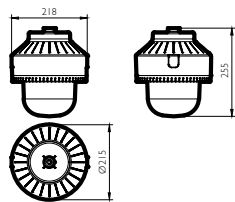


GreenUp wellglass product photo



GreenUp Wellglass

Dimensional drawing



General Information

CE mark	-
Driver included	Yes
Light source replaceable	No

Light Technical

Correlated Color Temperature (Nom)	6500 K
Optical cover type	Polycarbonate bowl/cover frosted
Color rendering index (CRI)	>80
Luminous Efficacy (rated) (Nom)	110 lm/W

Operating and Electrical

Input Voltage	220-240 V
Line Frequency	50 or 60 Hz

Controls and Dimming

Dimmable	No
----------	----

Mechanical and Housing

Housing Color	Dark gray
---------------	-----------

Approval and Application

Protection class IEC	Safety class I
Mech. impact protection code	IK08
Ingress protection code	IP65

Initial Performance (IEC Compliant)

Luminous flux tolerance	+/-10%
-------------------------	--------

Light Technical

Order Code	Full Product Name	Luminous Flux
911401512261	BY200P LED44 L-B/CW PSU	4,400 lm
911401512461	BY200P LED32 L-B/CW PSU	3,200 lm

Operating and Electrical

Order Code	Full Product Name	Power Consumption	Order Code	Full Product Name	Power Consumption
911401512261	BY200P LED44 L-B/CW PSU	40 W	911401512461	BY200P LED32 L-B/CW PSU	29 W

Temperature

Order Code	Full Product Name	Ambient temperature range
911401512261	BY200P LED44 L-B/CW PSU	-30 to +45 °C



Order Code	Full Product Name	Ambient temperature range
911401512461	BY200P LED32 L-B/CW PSU	-30 to +50 °C

