



Best Area Lighting Luminaire within Your Budget

Tango G2 LED

Tango G2 LED is a general purpose LED flood lighting luminaire for various lighting applications, such as area lighting, bill-board, façade, industry area, recreational sports and other general applications. The Tango G2 LED flood light incorporates LED light source, optical system, heat sink and driver into one compact housing. Its specially designed heat sink incorporates aesthetics and functionality to ensure reliability and long lifetime. Tango G2 LED takes advantage of LED technology which provides energy savings and a longer lifetime, bringing area lighting into a new era.

Benefits

- Energy saving: more than 50% of energy saving when compared to conventional floodlight
- Free from lamp replacement
- Low maintenance cost: IP65 housing ensures low maintenance with no need for internal cleaning, resulting in a lower total cost of ownership

Features



- Optical beam choice of symmetric and asymmetric fulfils majority needs of lighting application
- Painted non-corrosive die-cast aluminum housing and steel bracket
- Universal "U" shape mounting bracket

Application


- Area lighting
- Industry area
- Façade

Tango G2 LED

Versions



BVP282 220-240 V



BVP283 220-240V

Approval and Application

Mech. impact protection code IK07

Controls and Dimming

Dimmable No

General Information

CE mark CE mark

Driver included Yes

Mechanical and Housing

Colour Aluminium and Grey

Application Conditions

Order Code	Full Product Name	Maximum dim level
911401662804	BVP281 LED151/NW 120W 220-240V SWB	-
911401664504	BVP282 LED252/NW 200W 220-240V SWB	-
911401668002	BVP283 LED340/NW 335W 220-240V NB	-
911401668302	BVP283 LED245/NW 245W 220-240V NB	-
911401668802	BVP283 LED256/WW 280W 220-240V SWB	-
911401669502	BVP283 LED340/NW 335W 220-240V SWB	-
911401669602	BVP283 LED320/NW 315W 220-240V SWB	Not applicable
911401669702	BVP283 LED280/NW 280W 220-240V SWB	Not applicable

Order Code	Full Product Name	Maximum dim level
911401669802	BVP283 LED245/NW 245W 220-240V SWB	Not applicable
911401670302	BVP283 LED224/WW 245W 220-240V AWB	-
911401671002	BVP283 LED340/NW 335W 220-240V AWB	-
911401671102	BVP283 LED320/NW 315W 220-240V AWB	Not applicable
911401671202	BVP283 LED280/NW 280W 220-240V AWB	Not applicable
911401671302	BVP283 LED245/NW 245W 220-240V AWB	Not applicable
911401689202	BVP283 LED355/NW 350W 220-240V AWB	Not applicable
911401689502	BVP283 LED355/NW 350W 220-240V SWB	Not applicable

Approval and Application

Order Code	Full Product Name	Surge Protection (Common/Differential)
911401662804	BVP281 LED151/NW 120W 220-240V SWB	Surge protection level until 10 kV
911401664504	BVP282 LED252/NW 200W 220-240V SWB	Surge protection level until 10 kV
911401668002	BVP283 LED340/NW 335W 220-240V NB	-

Order Code	Full Product Name	Surge Protection (Common/Differential)
911401668302	BVP283 LED245/NW 245W 220-240V NB	-
911401668802	BVP283 LED256/WW 280W 220-240V SWB	-
911401669502	BVP283 LED340/NW 335W 220-240V SWB	-

Tango G2 LED

Order Code	Full Product Name	Surge Protection (Common/Differential)	Order Code	Full Product Name	Surge Protection (Common/Differential)
911401669602	BVP283 LED320/NW 315W 220-240V SWB	Surge protection level until 10 kV	911401671102	BVP283 LED320/NW 315W 220-240V AWB	Surge protection level until 10 kV
911401669702	BVP283 LED280/NW 280W 220-240V SWB	Surge protection level until 10 kV	911401671202	BVP283 LED280/NW 280W 220-240V AWB	Surge protection level until 10 kV
911401669802	BVP283 LED245/NW 245W 220-240V SWB	Surge protection level until 10 kV	911401671302	BVP283 LED245/NW 245W 220-240V AWB	Surge protection level until 10 kV
911401670302	BVP283 LED224/WW 245W 220-240V AWB	-	911401689202	BVP283 LED355/NW 350W 220-240V AWB	Surge protection level until 10 kV
911401671002	BVP283 LED340/NW 335W 220-240V AWB	-	911401689502	BVP283 LED355/NW 350W 220-240V SWB	Surge protection level until 10 kV

General Information (1/2)

Order Code	Full Product Name	Luminaire light		Optical		Flammability mark	Lamp family code	Light source replaceable	Number of gear units
		beam spread	Light source colour	cover/lens type					
911401662804	BVP281 LED151/NW 120W 220-240V SWB	100°	Neutral white	PC-MLO	NO	-	Yes	-	
911401664504	BVP282 LED252/NW 200W 220-240V SWB	100°	Neutral white	PC-MLO	NO	-	Yes	-	
911401668002	BVP283 LED340/NW 335W 220-240V NB	-	740 neutral white	G	-	-	-	-	
911401668302	BVP283 LED245/NW 245W 220-240V NB	-	740 neutral white	G	-	-	-	-	
911401668802	BVP283 LED256/WW 280W 220-240V SWB	-	740 neutral white	G	-	-	-	-	
911401669502	BVP283 LED340/NW 335W 220-240V SWB	-	740 neutral white	G	-	-	-	-	
911401669602	BVP283 LED320/NW 315W 220-240V SWB	30° x 80°	740 neutral white	G	-	-	Yes	-	
911401669702	BVP283 LED280/NW 280W 220-240V SWB	30° x 80°	740 neutral white	G	-	-	Yes	-	
911401669802	BVP283 LED245/NW 245W 220-240V SWB	30° x 80°	740 neutral white	G	-	-	Yes	-	
911401670302	BVP283 LED224/WW 245W 220-240V AWB	-	740 neutral white	G	-	-	-	-	
911401671002	BVP283 LED340/NW 335W 220-240V AWB	-	740 neutral white	G	-	-	-	-	
911401671102	BVP283 LED320/NW 315W 220-240V AWB	40° x 95°	740 neutral white	G	-	-	Yes	-	
911401671202	BVP283 LED280/NW 280W 220-240V AWB	40° x 95°	740 neutral white	G	-	-	Yes	-	
911401671302	BVP283 LED245/NW 245W 220-240V AWB	40° x 95°	740 neutral white	G	-	-	Yes	-	
911401689202	BVP283 LED355/NW 350W 220-240V AWB	40° x 95°	740 neutral white	G	-	-	Yes	-	
911401689502	BVP283 LED355/NW 350W 220-240V SWB	30° x 80°	740 neutral white	G	-	-	Yes	-	

General Information (2/2)

Tango G2 LED

Order Code	Full Product Name	Optic type
911401662804	BVP281 LED151/NW 120W 220-240V SWB	Symmetrical wide beam
911401664504	BVP282 LED252/NW 200W 220-240V SWB	Symmetrical wide beam
911401668002	BVP283 LED340/NW 335W 220-240V NB	-
911401668302	BVP283 LED245/NW 245W 220-240V NB	-
911401668802	BVP283 LED256/WW 280W 220-240V SWB	-
911401669502	BVP283 LED340/NW 335W 220-240V SWB	-
911401669602	BVP283 LED320/NW 315W 220-240V SWB	Symmetrical wide beam
911401669702	BVP283 LED280/NW 280W 220-240V SWB	Symmetrical wide beam

Order Code	Full Product Name	Optic type
911401669802	BVP283 LED245/NW 245W 220-240V SWB	Symmetrical wide beam
911401670302	BVP283 LED224/WW 245W 220-240V AWB	-
911401671002	BVP283 LED340/NW 335W 220-240V AWB	-
911401671102	BVP283 LED320/NW 315W 220-240V AWB	Asymmetrical wide beam
911401671202	BVP283 LED280/NW 280W 220-240V AWB	Asymmetrical wide beam
911401671302	BVP283 LED245/NW 245W 220-240V AWB	Asymmetrical wide beam
911401689202	BVP283 LED355/NW 350W 220-240V AWB	Asymmetrical wide beam
911401689502	BVP283 LED355/NW 350W 220-240V SWB	Symmetrical wide beam

Initial Performance (IEC Compliant)

Order Code	Full Product Name	Init. Corr. Colour Temperature	Init. Colour	
			Rendering Index	Initial luminous flux
911401662804	BVP281 LED151/NW 120W 220-240V SWB	4000 K	70	15100 lm
911401664504	BVP282 LED252/NW 200W 220-240V SWB	4000 K	70	25200 lm
911401668002	BVP283 LED340/NW 335W 220-240V NB	4000 K	>70	34000 lm
911401668302	BVP283 LED245/NW 245W 220-240V NB	4000 K	>70	24500 lm
911401668802	BVP283 LED256/WW 280W 220-240V SWB	3000 K	>70	25600 lm
911401669502	BVP283 LED340/NW 335W 220-240V SWB	4000 K	>70	34000 lm
911401669602	BVP283 LED320/NW 315W 220-240V SWB	4000 K	>70	32000 lm
911401669702	BVP283 LED280/NW 280W 220-240V SWB	4000 K	>70	28000 lm

Order Code	Full Product Name	Init. Corr. Colour Temperature	Init. Colour	
			Rendering Index	Initial luminous flux
911401669802	BVP283 LED245/NW 245W 220-240V SWB	4000 K	>70	24500 lm
911401670302	BVP283 LED224/WW 245W 220-240V AWB	3000 K	>70	22400 lm
911401671002	BVP283 LED340/NW 335W 220-240V AWB	4000 K	>70	34000 lm
911401671102	BVP283 LED320/NW 315W 220-240V AWB	4000 K	>70	32000 lm
911401671202	BVP283 LED280/NW 280W 220-240V AWB	4000 K	>70	28000 lm
911401671302	BVP283 LED245/NW 245W 220-240V AWB	4000 K	>70	24500 lm
911401689202	BVP283 LED355/NW 350W 220-240V AWB	4000 K	>70	35500 lm
911401689502	BVP283 LED355/NW 350W 220-240V SWB	4000 K	>70	35500 lm

Light Technical

Order Code	Full Product Name	Standard tilt	
		angle side entry	Standard tilt angle posttop
911401662804	BVP281 LED151/NW 120W 220-240V SWB	-	-
911401664504	BVP282 LED252/NW 200W 220-240V SWB	-	-
911401668002	BVP283 LED340/NW 335W 220-240V NB	-	-
911401668302	BVP283 LED245/NW 245W 220-240V NB	-	-
911401668802	BVP283 LED256/WW 280W 220-240V SWB	-	-
911401669502	BVP283 LED340/NW 335W 220-240V SWB	-	-
911401669602	BVP283 LED320/NW 315W 220-240V SWB	-	-
911401669702	BVP283 LED280/NW 280W 220-240V SWB	-	-

Order Code	Full Product Name	Standard tilt	
		angle side entry	Standard tilt angle posttop
911401669802	BVP283 LED245/NW 245W 220-240V SWB	-	-
911401670302	BVP283 LED224/WW 245W 220-240V AWB	-	-
911401671002	BVP283 LED340/NW 335W 220-240V AWB	-	-
911401671102	BVP283 LED320/NW 315W 220-240V AWB	-	-
911401671202	BVP283 LED280/NW 280W 220-240V AWB	-	-
911401671302	BVP283 LED245/NW 245W 220-240V AWB	-	-
911401689202	BVP283 LED355/NW 350W 220-240V AWB	-	-

Tango G2 LED

Order Code	Full Product Name	Standard tilt	
		angle side entry	Standard tilt angle posttop
911401689502	BVP283 LED355/NW 350W 220-240V SWB	-	-

