



CitySoul gen2 – a versatile identity

CitySoul poles and brackets

CitySoul gen2 is one of the most versatile and inspirational urban street lighting families designed by Philips to date. This highly efficient range delivers excellent lighting levels whilst also providing the right ambiance for all urban application areas, from the outskirts of the city right through to the city center. By evolving the modularity of the CitySoul family and adding new innovations like the Lyre and the Accent bracket, Philips has made this range the ideal toolbox for every urban context. The design is flatter, completely round, and the transitions with the spigot and bracket entirely flush, thereby giving your cityscape a coherent, elegant and discreet identity. Designed around its LED engine, CitySoul gen2 is highly efficient and easy to maintain. It comes in two sizes and is suitable for side-entry, post-top, catenary and suspended mounting.

Benefits

- An integrated UrbanStyling lighting toolbox designed for many different urban applications
- Luminaires, brackets and poles are designed as one integrated concept to ensure coherence
- Future-proof thanks to excellent lighting performance and product quality

Features

- A broad range of elegant, dedicated and complete sets, including poles and brackets, a tiltable option, double post-top and catenary versions
- Various features to deliver the most efficient and comfortable lighting level
- Compatible with all Philips' standard and advanced lighting controls
- Easy maintenance on-site
- Compatible with existing CitySoul pole and bracket range Flip, Morph, Jump, Sweep

CitySoul poles and brackets

Application

- City centers
- Parks and plazas
- Roads and streets
- Commercial districts

Versions



Feroe SA bracket-JRP530 S1200



GRAPHIC WALL MOUNTED S1000 JRP531



ACCANTE Lyre POLE ADAPTATOR




OCEAN CURVED POLE 9M



GRAPHIC SINGLE ARM S1800 JRP531




RIGHT CURVE WALL MOUNTED S1000 JSP532



GRAPHIC SINGLE ARM S1400 JRP531




Feroe Wall Pole bracket-JRP530 S1200



EAST SINGLE ARM S1400 JGP530



Feroe Wall Pole bracket-JRP530 S1000



RIGHT CURVE DOUBLE ARM S1000 JSP532



RIGHT CURVE DOUBLE ARM S1400 JSP532

Versions




OPAC_JGP530i_0031-Accessory photo



RIGHT CURVE SINGLE ARM S1000 JSP532



EAST SINGLE ARM S1000 JGP530



GRAPHIC WALL MOUNTED S500 JRP531




GRAPHIC DOUBLE ARM S1400 JRP531



Feroe SA bracket-JRP530 S1000



Feroe DA bracket-JRP530 S1200



RIGHT CURVE WALL MOUNTED S750 JSP532



RIGHT CURVE SINGLE ARM S1400 JSP532



Feroe DA bracket-JRP530 S1000



EAST DOUBLE ARM S1400 JGP530




EAST DOUBLE ARM S1000 JGP530



EAST POLE MOUNTED S500 JGP530



GRAPHIC POLE MOUNTED S500 JRP531



EAST WALL MOUNTED S500 JGP530



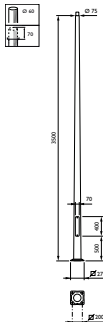
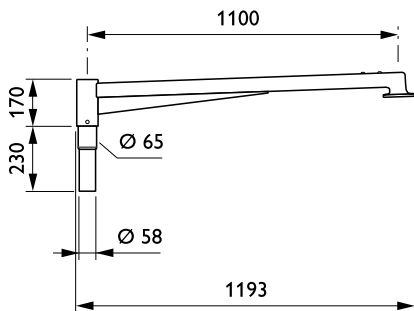
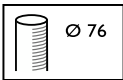
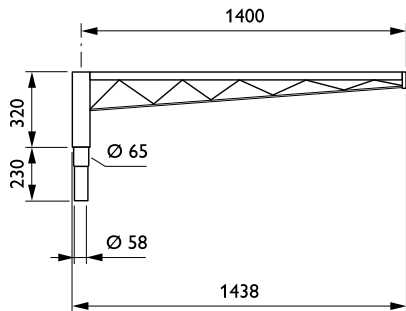
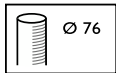
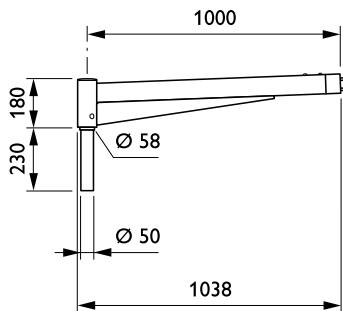
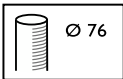
GRAPHIC DOUBLE ARM S1800 JRP531

Versions



RIGHT CURVE POLE MOUNTED S500 JSP532

Dimensional drawing



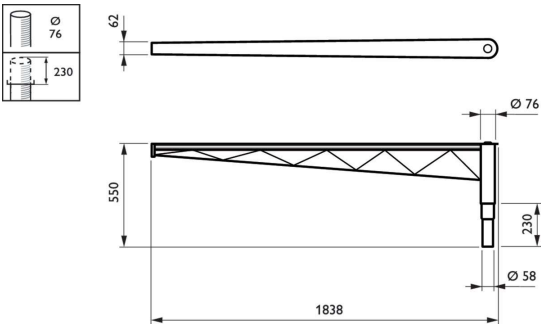
CitySoul poles and brackets

Dimensional drawing

CitySoul poles and brackets

Dimensional drawing

Dimensional drawing

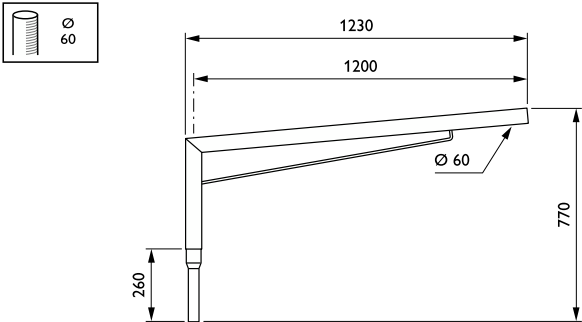


CitySoul poles and brackets

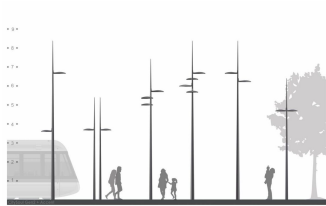
Dimensional drawing

CitySoul poles and brackets

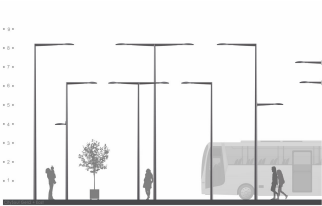
Dimensional drawing



Product details



2D rendering CitySoul gen2
Bracket - Accent

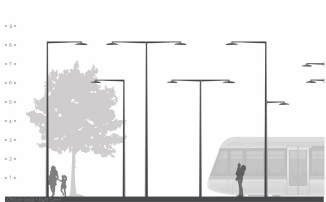


EAST-DPP.jpg

Product details



GRAPHIC-DPP.jpg



RIGHT_CURVE-DPP.jpg

General Information

Order Code	Full Product Name	Product	
		CE mark	family code
912401451174	JRP531 MBP-S 1200 60 RAL	Yes	-
912401451676	JRP531 MBW 1000 RAL	Yes	-
912401451147	YHB530 PL-FLG 3500 76 RAL PD-TRI	-	-
912401451587	YHB709 CUR 4000 SPK 2xHOLE-M10-60 RAL	-	-
912401451588	YHB709 CUR 5000 SPK 2xHOLE-M10-60 RAL	-	-
912401451589	YHB709 CUR 6000 SPK 2xHOLE-M10-60 RAL	-	-
912401451590	YHB709 CUR 8000 SPK 2xHOLE-M10-60 RAL	-	-
912401451581	YHB709 CONE 6000 3x2xHOLE-M10-106 RAL	-	-
912401451582	YHB709 CONE 8000 4x2xHOLE-M10-106 RAL	-	-
912401451672	JRP531 MBP-S 1800 76 RAL	Yes	-
912401451684	JSP532 MBW 1000 RAL	Yes	-
912401451495	JRP531 MBP-S 1400 76 RAL	Yes	-
912401451176	JRP531 MBW 1200 60 RAL	Yes	-
912401451663	JGP530 MBP-S 1400 76 RAL	Yes	-
912401451172	JRP531 MBP 1000 60 RAL	Yes	-

Order Code	Full Product Name	Product	
		CE mark	family code
912401451173	JRP531 MBW 1000 RAL	Yes	-
912401451681	JSP532 MBP-T 1100 76 RAL	Yes	-
912401451682	JSP532 MBP-T 1400 76 RAL	Yes	-
910505016858	JRP534 MBP DGR	Yes	JRP534
912401451496	JSP532 MBP-S 1100 76 RAL	Yes	-
912401451494	JGP530 MBP-S 1000 76 RAL	Yes	-
912401451675	JRP531 MBW 500 RAL	Yes	-
912401451673	JRP531 MBP-T 1400 76 RAL	Yes	-
912401451170	JRP531 MBP-S 1000 60 RAL	Yes	-
912401451175	JRP531 MBP-T 1200 60 RAL	Yes	-
912401451683	JSP532 MBW 750 RAL	Yes	-
912401451680	JSP532 MBP-S 1400 76 RAL	Yes	-
912401451171	JRP531 MBP-T 1000 60 RAL	Yes	-
912401451665	JGP530 MBP-T 1400 76 RAL	Yes	-
912401451664	JGP530 MBP-T 1000 76 RAL	Yes	-
912401451667	JGP530 MBP 500 RAL	Yes	-
912401451677	JRP531 MBP 500 RAL	Yes	-
912401451666	JGP530 MBW 500 RAL	Yes	-
912401451674	JRP531 MBP-T 1800 76 RAL	Yes	-
912401451685	JSP532 MBP 500 RAL	Yes	-

