



# HF-Essential II for TL5 and TL-D

## HF-Essential II for TL5/TL-D

Essentially smart and reliable HF-Essential II is the most cost-effective solution for reliable operation of a fluorescent lamp. It is also the ideal entry-level product for electromagnetic system users who want to take advantage of the benefits provided by electronic ballasts. The cost-saving and reliable HF-Essential II is energy efficiency class A2, and its robust design meets all relevant international safety and performance standards. HF-Essential II is the ideal choice for a broad range of new construction and retrofit applications within the commercial sector, including general surface mounting and office lighting, parking garages, warehouses and other applications.

### Benefits

- Average nominal service lifetime over 45,000 hours (at Ta 50 °C)
- Optimized lamp preheating for min. 25,000 on/off switch operations without replacement of lamps
- Has CE, KEMA, CCC marks of conformity

### Features

- Multi-power technology for precision operation of multiple lamp types of various wattages
- Mono/Dual function: operation with 1 or 2 lamps
- Maximum reliability in system operation

### Application


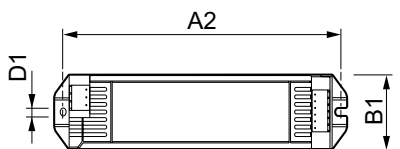

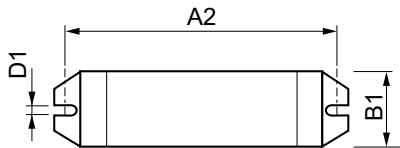
- Suitable for DC operation and emergency lighting installations
- Extended lamp life in frequent-switching applications without replacement of lamps, e.g. where occupancy sensors or motion detectors are used with 15 switches per day
- For luminaires of protection class I and protection class II used in office buildings, hospitals, supermarkets, department stores, and schools

# HF-Essential II for TL5/TL-D

## Versions



## Dimensional drawing



Product	D1	C1	A1	A2	B1
HF-E 1/2 54 TL5 II 220-240V 50/60Hz	4.2 mm	22.7 mm	280.0 mm	270.0 mm	30.0 mm

Product	D1	C1	A1	A2	B1
HF-E 3/4 14 TL5 II 220-240V 50/60Hz	4.2 mm	26.0 mm	211.0 mm	198.0 mm	39.6 mm

### Operating and Electrical

Input Frequency	50 to 60 Hz
Input Voltage	220 to 240 V

### Emergency Operation

Emergency Ballast Lumen Factor (EBLF) (Nom)	100 %
--	-------

### General Information

Lamp Type	TL5 II
-----------	--------

## Approval and Application

## HF-Essential II for TL5/TL-D

Order Code	Full Product Name	Energy Efficiency Index
77066400	HF-E 1/2 54 TL5 II 220-240 50/60Hz	A2

Order Code	Full Product Name	Energy Efficiency Index
77062600	HF-E 3/4 14 TL5 II 220-240 50/60Hz	A2 BAT

### General Information

Order Code	Full Product Name	Number Of Products On MCB (16A Type B) (Nom)	Number Of Lamps
77066400	HF-E 1/2 54 TL5 II 220-240 50/60Hz	20	1/2 piece/unit

Order Code	Full Product Name	Number Of Products On MCB (16A Type B) (Nom)	Number Of Lamps
77062600	HF-E 3/4 14 TL5 II 220-240 50/60Hz	28	3/4 piece/unit

### Mechanical and Housing

Order Code	Full Product Name	Housing
77066400	HF-E 1/2 54 TL5 II 220-240 50/60Hz	L280x30x22,7

Order Code	Full Product Name	Housing
77062600	HF-E 3/4 14 TL5 II 220-240 50/60Hz	L 211x40x26

### System characteristics

Order Code	Full Product Name	Lamp Power On TL5	Rated Ballast-Lamp Power
77066400	HF-E 1/2 54 TL5 II 220-240 50/60Hz	53.3-47.75-47.91 W	54/55/58 W

Order Code	Full Product Name	Lamp Power On TL5	Rated Ballast-Lamp Power
77062600	HF-E 3/4 14 TL5 II 220-240 50/60Hz	41.5/56.0 W	14 W

