



SlimBlend Rectangular - High performance, advanced control

SlimBlend Rectangular, recessed

Office norm-compliant lighting with good quality of light is in demand. Moreover, there is also an increasing need for comfort-enhancing effects such as diffused lighting and lighting smoothly blending into the ceiling architecture. That's why 'surface of light' solutions are becoming more and more popular. But parallel to these needs, are the demands to reduce energy and maintenance costs. SlimBlend answers all these needs and more. Not only does it provide glare-free comfort with a diffuse effect and clutter-free aesthetics thanks to integrated control options, it also creates a special blending of light. It uses the 'trapped' light under the masking to create a subtle glow, with a soft transition to the edge, lowering the brightness perception and blending the light into the ceiling. SlimBlend can also be part of a connected lighting system and integrated into the IT infrastructure enabling data on usage to be collected to help reduce energy costs and enhance employee comfort further. Also, thanks to the slim design, it enables technical equipment to be more easily installed in the plenum. Moreover, thanks to the variety of ways of mounting, various ceiling types can take advantage of this luminaire family. SlimBlend comes in square, rectangular and can be either recessed, surface-mounted, suspended. It offers a good balance between initial cost and ROI, making it the ideal choice for delivering excellent quality of light and a fast Return on Investment for offices.

Benefits

- Unique combination of distinguished look & feel and performance
- Helps declutter ceiling architectures
- Integrated sensor makes it ready for connected lighting systems
- Reduced installation time & cost

SlimBlend Rectangular, recessed

Features

- Best-in-class efficacy, supporting green building design
- Good balance between initial cost & ROI, payback within 3 years
- Integrated sensor for (connected) lighting systems enabling additional energy saving, data collection
- Light floats towards edges of luminaire to ensure it, blends into the ceiling architecture
- Comfortable, glare-free office compliant lighting using Micro Lens Optics

Application

- Offices
- Healthcare
- Education

Specifications

Type	RC400B(module size 600x600 mm versions) RC402B (module size 625x625 mm versions)
Ceiling type	Exposed- and symmetrical concealed T-bar ceiling and plaster (board) ceiling
Ceiling grid	Module size in length: 300 mm Module size in length: 312.5 mm
Light source	Non-replaceable LED module
Power (+/-10%)	25-40 W (depending on type)
Beam angle	92°
Luminous flux	2800 Lumen 3600 Lumen 4200 Lumen
Correlated Color Temperature	3000K and 4000K
Color Rendering Index	>80
Lumen maintenance at median useful life* 50000 h	L80
Control gear failure rate at median useful life 50000 h	5%
Performance Ambient Temperature Tq	+25 °C

Operating temperature range	+10 to +40 °C
Driver	Built-in
Power/Data supply	PSU PSD PSD-CLO PSD-T PoE
Mains voltage	220-240 V / 50-60 Hz
Dimming	Dali, PoE
Material	Housing: coated steel and plastic Optics: Micro Lens Optics (MLO)
Color	White
Optical cover	Micro Lens Optic (MLO)
Connection	PIP or W
Maintenance	Optical module sealed for life; no internal cleaning required
Installation	Individual; lay-in in exposed ceiling grids or with ceiling brackets in concealed ceiling grids or plasterboard ceilings
Through-wiring possible	Yes (depending on type)
Accessories	Concealed, Plaster, Suspended & Surface Mounted kits

SlimBlend Rectangular, recessed


Versions




SlimBlend recessed mod. 600



SlimBlend recessed mod. 600



SlimBlend recessed mod. 625



SpaceWise

Product details



SlimBlend_RR-
RC400B-3COM_DPP.tif



SlimBlend_RR-RC400B-3DPP.tif




SlimBlend_RR-RC400B-3DPP.tif



SlimBlend_RR-
RC400B-3Com_DPP.tif



SlimBlend_RR-RC400B-1DPP.tif




SlimBlend_RR-RC400B-7DPP.tif

SlimBlend Rectangular, recessed

Product details



SlimBlend_RR-RC400B-1DPP.tif



SlimBlend_RR-RC400B-7DPP.tif

SlimBlend_RR-RC400B-9DPP.tif

SlimBlend_RR-RC400B-2COM_DPP.tif



SlimBlend_RR-RC400B-9DPP.tif

SlimBlend_RR-RC400B-2Com_DPP.tif



SlimBlend Rectangular, recessed

Application Conditions

Ambient temperature range	+10 to +40 °C
Suitable for random switching	Yes

Approval and Application

Mech. impact protection code	IK02
Ingress protection code	IP20

Operating and Electrical

Input Voltage	220-240 V
---------------	-----------

General Information

Beam angle of light source	120 °
CE mark	CE mark
Driver included	Yes
ENEC mark	ENEC mark
Flammability mark	For mounting on normally flammable surfaces
Glow-wire test	Temperature 650 °C, duration 5 s
Light source replaceable	No
Number of gear units	1 unit
Optic type	-

Initial Performance (IEC Compliant)

Init. Color Rendering Index	80
Luminous flux tolerance	+/-10%

Mechanical and Housing

Color	White
-------	-------

Application Conditions

Order Code	Full Product Name	Maximum dim level
910500459911	RC400B LED36S/830 PSD W30L120 VPC PIP	1%
910500459912	RC400B LED36S/840 PSD W30L120 VPC PIP	1%
910500459913	RC400B LED36S/840 PSD W30L120 VPC W	1%
910500459917	RC402B LED36S/840 PSD W31L125 VPC PIP	1%
910500459941	RC400B LED36S/840 POE W30L120 VPC	1%
910500459958	RC400B LED36S/840 PSU W30L120 VPC PIP	-
910500459961	RC400B LED42S/840 PSU W30L120 VPC PIP	-
910500459981	RC402B LED36S/840 PSU W31L125 VPC PIP	-
910500459983	RC402B LED42S/840 PSU W31L125 VPC PIP	-
910500459984	RC402B LED42S/840 PSD W31L125 VPC PIP	1%
910500459914	RC400B LED36S/830 PSD W30L120 VPC ACL PI	1%
910500459915	RC400B LED36S/840 PSD W30L120 VPC ACL PI	1%
910500459916	RC400B LED36S/840 PSD W30L120 VPC ACL W	1%
910500459943	RC400B LED36S/840 POE W30L120 VPC MSE	1%
910500459982	RC402B LED36S/840 POE W31L125 VPC MSE	1%
910500459937	RC402B LED36S/840 PSU W31L125 PCV PIP	-
910500459938	RC402B LED42S/840 PSU W31L125 PCV PIP	-
910500459939	RC402B LED36S/840 PSD W31L125 PCV PIP	1%
910500459940	RC402B LED42S/840 PSD W31L125 PCV PIP	1%
910500459959	RC400B LED36S/830 PSD W30L120 PCV PIP	1%
910500459960	RC400B LED42S/840 PSD W30L120 PCV PIP	1%
910500465344	RC400B LED36S/830 PSD W30L120 VPC SWZ PI	1%
910500465849	RC400B LED36S/840 PSD W30L120 VPC SWZ PI	1%

Controls and Dimming

Order Code	Full Product Name	Dimmable	Order Code	Full Product Name	Dimmable
910500459911	RC400B LED36S/830 PSD W30L120 VPC PIP	Yes	910500459916	RC400B LED36S/840 PSD W30L120 VPC ACL W	Yes
910500459912	RC400B LED36S/840 PSD W30L120 VPC PIP	Yes	910500459943	RC400B LED36S/840 POE W30L120 VPC MSE	Yes
910500459913	RC400B LED36S/840 PSD W30L120 VPC W	Yes	910500459982	RC402B LED36S/840 POE W31L125 VPC MSE	Yes
910500459917	RC402B LED36S/840 PSD W31L125 VPC PIP	Yes	910500459937	RC402B LED36S/840 PSU W31L125 PCV PIP	No
910500459941	RC400B LED36S/840 POE W30L120 VPC	Yes	910500459938	RC402B LED42S/840 PSU W31L125 PCV PIP	No
910500459958	RC400B LED36S/840 PSU W30L120 VPC PIP	No	910500459939	RC402B LED36S/840 PSD W31L125 PCV PIP	Yes
910500459961	RC400B LED42S/840 PSU W30L120 VPC PIP	No	910500459940	RC402B LED42S/840 PSD W31L125 PCV PIP	Yes
910500459981	RC402B LED36S/840 PSU W31L125 VPC PIP	No	910500459959	RC400B LED36S/830 PSD W30L120 PCV PIP	Yes
910500459983	RC402B LED42S/840 PSU W31L125 VPC PIP	No	910500459960	RC400B LED42S/840 PSD W30L120 PCV PIP	Yes
910500459984	RC402B LED42S/840 PSD W31L125 VPC PIP	Yes	910500465344	RC400B LED36S/830 PSD W30L120 VPC SWZ PI	Yes
910500459914	RC400B LED36S/830 PSD W30L120 VPC ACL PI	Yes	910500465849	RC400B LED36S/840 PSD W30L120 VPC SWZ PI	Yes
910500459915	RC400B LED36S/840 PSD W30L120 VPC ACL PI	Yes			

General Information

SlimBlend Rectangular, recessed

Order Code	Full Product Name	Protection class	Product	Service tag
		IEC	Family Code	
910500459911	RC400B LED36S/830 PSD W30L120 VPC PIP	Safety class II	RC400B	Yes
910500459912	RC400B LED36S/840 PSD W30L120 VPC PIP	Safety class II	RC400B	Yes
910500459913	RC400B LED36S/840 PSD W30L120 VPC W	Safety class II	RC400B	Yes
910500459917	RC402B LED36S/840 PSD W31L125 VPC PIP	Safety class II	RC402B	Yes
910500459941	RC400B LED36S/840 POE W30L120 VPC	Safety class III	RC400B	Yes
910500459958	RC400B LED36S/840 PSU W30L120 VPC PIP	Safety class II	RC400B	Yes
910500459961	RC400B LED42S/840 PSU W30L120 VPC PIP	Safety class II	RC400B	Yes
910500459981	RC402B LED36S/840 PSU W31L125 VPC PIP	Safety class II	RC402B	Yes
910500459983	RC402B LED42S/840 PSU W31L125 VPC PIP	Safety class II	RC402B	Yes
910500459984	RC402B LED42S/840 PSD W31L125 VPC PIP	Safety class II	RC402B	Yes
910500459914	RC400B LED36S/830 PSD W30L120 VPC ACL PI	Safety class I	RC400B	Yes
910500459915	RC400B LED36S/840 PSD W30L120 VPC ACL PI	Safety class I	RC400B	Yes

Order Code	Full Product Name	Protection class	Product	Service tag
		IEC	Family Code	
910500459916	RC400B LED36S/840 PSD W30L120 VPC ACL W	Safety class I	RC400B	Yes
910500459943	RC400B LED36S/840 POE W30L120 VPC MSE	Safety class III	RC400B	Yes
910500459982	RC402B LED36S/840 POE W31L125 VPC MSE	Safety class III	RC402B	Yes
910500459937	RC402B LED36S/840 PSU W31L125 PCV PIP	Safety class II	RC402B	Yes
910500459938	RC402B LED42S/840 PSU W31L125 PCV PIP	Safety class II	RC402B	Yes
910500459939	RC402B LED36S/840 PSD W31L125 PCV PIP	Safety class II	RC402B	Yes
910500459940	RC402B LED42S/840 PSD W31L125 PCV PIP	Safety class II	RC402B	Yes
910500459959	RC400B LED36S/830 PSD W30L120 PCV PIP	Safety class II	RC400B	Yes
910500459960	RC400B LED42S/840 PSD W30L120 PCV PIP	Safety class II	RC400B	Yes
910500465344	RC400B LED36S/830 PSD W30L120 VPC SWZ PI	Safety class I	RC400B	-
910500465849	RC400B LED36S/840 PSD W30L120 VPC SWZ PI	Safety class I	RC400B	-

Initial Performance (IEC Compliant) (1/2)

Order Code	Full Product Name	Initial chromaticity	Init. Corr.	Initial LED	Initial
			Color Temperature	luminaire efficacy	luminous flux
910500459911	RC400B LED36S/830 PSD W30L120 VPC PIP	(0.43, 0.40) SDCM<3	3000 K	97 lm/W	3600 lm
910500459912	RC400B LED36S/840 PSD W30L120 VPC PIP	(0.38, 0.38) SDCM<3	4000 K	107 lm/W	3600 lm
910500459913	RC400B LED36S/840 PSD W30L120 VPC W	(0.38, 0.38) SDCM<3	4000 K	107 lm/W	3600 lm
910500459917	RC402B LED36S/840 PSD W31L125 VPC PIP	(0.38, 0.38) SDCM<3	4000 K	111 lm/W	3600 lm
910500459941	RC400B LED36S/840 POE W30L120 VPC	(0.38, 0.38) SDCM<3	4000 K	114 lm/W	3600 lm

Order Code	Full Product Name	Initial chromaticity	Init. Corr.	Initial LED	Initial
			Color Temperature	luminaire efficacy	luminous flux
910500459958	RC400B LED36S/840 PSU W30L120 VPC PIP	(0.38, 0.38) SDCM<3	4000 K	107 lm/W	3600 lm
910500459961	RC400B LED42S/840 PSU W30L120 VPC PIP	(0.38, 0.38) SDCM<3	4000 K	105 lm/W	4200 lm
910500459981	RC402B LED36S/840 PSU W31L125 VPC PIP	(0.38, 0.38) SDCM<3	4000 K	111 lm/W	3600 lm
910500459983	RC402B LED42S/840 PSU W31L125 VPC PIP	(0.38, 0.38) SDCM<3	4000 K	108 lm/W	4200 lm
910500459984	RC402B LED42S/840 PSD W31L125 VPC PIP	(0.38, 0.38) SDCM<3	4000 K	108 lm/W	4200 lm

SlimBlend Rectangular, recessed

Order Code	Full Product Name	Initial chromaticity	Init. Corr. Color Temperature	Initial LED luminaire efficacy	Initial luminous flux
910500459914	RC400B LED36S/830 PSD W30L120 VPC ACL PI	(0.43, 0.40)	3000 K	97 lm/W	3600 lm
910500459915	RC400B LED36S/840 PSD W30L120 VPC ACL PI	(0.38, 0.38)	4000 K	107 lm/W	3600 lm
910500459916	RC400B LED36S/840 PSD W30L120 VPC ACL W	(0.38, 0.38)	4000 K	107 lm/W	3600 lm
910500459943	RC400B LED36S/840 POE W30L120 VPC MSE	(0.38, 0.38)	4000 K	114 lm/W	3600 lm
910500459982	RC402B LED36S/840 POE W31L125 VPC MSE	(0.38, 0.38)	4000 K	116 lm/W	3600 lm
910500459937	RC402B LED36S/840 PSU W31L125 PCV PIP	(0.38, 0.38)	4000 K	111 lm/W	3600 lm
910500459938	RC402B LED42S/840	(0.38, 0.38)	4000 K	108 lm/W	4200 lm

Order Code	Full Product Name	Initial chromaticity	Init. Corr. Color Temperature	Initial LED luminaire efficacy	Initial luminous flux
	PSU W31L125 PCV PIP				
910500459939	RC402B LED36S/840 PSD W31L125 PCV PIP	(0.38, 0.38)	4000 K	111 lm/W	3600 lm
910500459940	RC402B LED42S/840 PSD W31L125 PCV PIP	(0.38, 0.38)	4000 K	108 lm/W	4200 lm
910500459959	RC400B LED36S/830 PSD W30L120 PCV PIP	(0.43, 0.40)	3000 K	97 lm/W	3600 lm
910500459960	RC400B LED42S/840 PSD W30L120 PCV PIP	(0.38, 0.38)	4000 K	105 lm/W	4200 lm
910500465344	RC400B LED36S/830 PSD W30L120 VPC SWZ PI	(0.43, 0.40)	3000 K	100 lm/W	3600 lm
910500465849	RC400B LED36S/840 PSD W30L120 VPC SWZ PI	(0.43, 0.40)	4000 K	100 lm/W	3600 lm

Initial Performance (IEC Compliant) (2/2)

Order Code	Full Product Name	Initial input power
910500459911	RC400B LED36S/830 PSD W30L120 VPC PIP	37 W
910500459912	RC400B LED36S/840 PSD W30L120 VPC PIP	33.5 W
910500459913	RC400B LED36S/840 PSD W30L120 VPC W	33.5 W
910500459917	RC402B LED36S/840 PSD W31L125 VPC PIP	32.5 W
910500459941	RC400B LED36S/840 POE W30L120 VPC	31.5 W
910500459958	RC400B LED36S/840 PSU W30L120 VPC PIP	33.5 W
910500459961	RC400B LED42S/840 PSU W30L120 VPC PIP	40 W
910500459981	RC402B LED36S/840 PSU W31L125 VPC PIP	32.5 W
910500459983	RC402B LED42S/840 PSU W31L125 VPC PIP	39 W
910500459984	RC402B LED42S/840 PSD W31L125 VPC PIP	39 W
910500459914	RC400B LED36S/830 PSD W30L120 VPC ACL PI	37 W
910500459915	RC400B LED36S/840 PSD W30L120 VPC ACL PI	33.5 W

Order Code	Full Product Name	Initial input power
910500459916	RC400B LED36S/840 PSD W30L120 VPC ACL W	33.5 W
910500459943	RC400B LED36S/840 POE W30L120 VPC MSE	31.5 W
910500459982	RC402B LED36S/840 POE W31L125 VPC MSE	31 W
910500459937	RC402B LED36S/840 PSU W31L125 PCV PIP	32.5 W
910500459938	RC402B LED42S/840 PSU W31L125 PCV PIP	39 W
910500459939	RC402B LED36S/840 PSD W31L125 PCV PIP	32.5 W
910500459940	RC402B LED42S/840 PSD W31L125 PCV PIP	39 W
910500459959	RC400B LED36S/830 PSD W30L120 PCV PIP	37 W
910500459960	RC400B LED42S/840 PSD W30L120 PCV PIP	40 W
910500465344	RC400B LED36S/830 PSD W30L120 VPC SWZ PI	32.5 W
910500465849	RC400B LED36S/840 PSD W30L120 VPC SWZ PI	30 W

Mechanical and Housing

Order Code	Full Product Name	Diameter
910500459911	RC400B LED36S/830 PSD W30L120 VPC PIP	-
910500459912	RC400B LED36S/840 PSD W30L120 VPC PIP	-
910500459913	RC400B LED36S/840 PSD W30L120 VPC W	-

Order Code	Full Product Name	Diameter
910500459917	RC402B LED36S/840 PSD W31L125 VPC PIP	-
910500459941	RC400B LED36S/840 POE W30L120 VPC	-
910500459958	RC400B LED36S/840 PSU W30L120 VPC PIP	-

SlimBlend Rectangular, recessed

Order Code	Full Product Name	Diameter
910500459961	RC400B LED42S/840 PSU W30L120 VPC PIP	-
910500459981	RC402B LED36S/840 PSU W31L125 VPC PIP	-
910500459983	RC402B LED42S/840 PSU W31L125 VPC PIP	-
910500459984	RC402B LED42S/840 PSD W31L125 VPC PIP	-
910500459914	RC400B LED36S/830 PSD W30L120 VPC ACL PI	-
910500459915	RC400B LED36S/840 PSD W30L120 VPC ACL PI	-
910500459916	RC400B LED36S/840 PSD W30L120 VPC ACL W	-
910500459943	RC400B LED36S/840 POE W30L120 VPC MSE	-
910500459982	RC402B LED36S/840 POE W31L125 VPC MSE	-

Order Code	Full Product Name	Diameter
910500459937	RC402B LED36S/840 PSU W31L125 PCV PIP	-
910500459938	RC402B LED42S/840 PSU W31L125 PCV PIP	-
910500459939	RC402B LED36S/840 PSD W31L125 PCV PIP	-
910500459940	RC402B LED42S/840 PSD W31L125 PCV PIP	-
910500459959	RC400B LED36S/830 PSD W30L120 PCV PIP	-
910500459960	RC400B LED42S/840 PSD W30L120 PCV PIP	-
910500465344	RC400B LED36S/830 PSD W30L120 VPC SWZ PI	-
910500465849	RC400B LED36S/840 PSD W30L120 VPC SWZ PI	-

