



Harmony – A wide range of style combinations

Harmony Brackets

Harmony bracket is based on a clean shape and a modular construction. Different bracket styles, some dedicated to harmony LED luminaires and other compatible with any of our Philips luminaire, allow you to compose varied, yet consistent installations for classic and contemporary urban settings.

Benefits

- Timeless, clean design
- Broad choice of brackets dedicated to the luminaire.

Features










- Nuance, Azur and Sydney brackets are available in pole mounted and wall mounted version
- Avenue, Constance, Plaisance and Oxford brackets are available as single arm, double arm and wall mounted version

Application

- Residential streets, pathways, cycle paths, parks and playgrounds, parking areas
- City centers : side streets, walkways, squares and parks, public transport, parking areas

Harmony Brackets

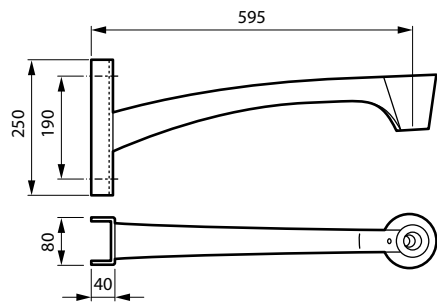
Versions

			
PLS EMEA,harmony,plaisance	PLS EMEA,harmony,azur	PLS EMEA,harmony,plaisance	PLS EMEA,harmony,plaisance
			
PLS EMEA,harmony,plaisance	PLS EMEA,harmony,plaisance	PLS EMEA,harmony,azur	PLS EMEA,harmony,plaisance
			
PLS EMEA,harmony,plaisance			

Dimensional drawing

Harmony Brackets

Dimensional drawing



Harmony Brackets

