



The new generation of energy-saving and affordable T5 mains tube lighting

Essential LED tubes T5 Mains

The Essential LEDtube T5 is an affordable LED solution suitable for replacing T5 fluorescent lamps. Thanks to a unique design, Philips Essential LED tube T5 Mains can be directly installed in luminaires operating on mains power connection. The product provides a natural lighting effect for use in general lighting applications, as well as instant energy savings – an environmentally friendly solution.

Benefits

- Up to 50% energy saving compared with conventional fluorescent systems
- Easy installation: retrofit replacement of existing T5 lamps improving the quality of light
- Lower maintenance costs

Features

- Retrofit solution with a long lifetime of 25,000 hrs
- Excellent quality of light with CRI >80
- High power factor >0,9
- Instant on, no flicker or buzz

Application

- Office, Shop, Education, Retail
- Industrial facilities and warehouses

Essential LED tubes T5 Mains

Versions



Dimensional drawing

Product	D1	D2	A1	A2	A3
MASTER LEDtube 600mm 7.5W840 G5 I	15.8 mm	21.0 mm	548.0 mm	555.0 mm	562.0 mm
MASTER LEDtube 1200mm 13W840 G5 I	15.8 mm	21.0 mm	1148.0 mm	1155.0 mm	1162.0 mm
MASTER LEDtube 600mm 7.5W865 G5 I	15.8 mm	21.0 mm	548.0 mm	555.0 mm	562.0 mm
MASTER LEDtube 1200mm 13W865 G5 I	15.8 mm	21.0 mm	1148.0 mm	1155.0 mm	1162.0 mm

Essential LED tubes T5 Mains

Approval and Application

Energy Efficiency Label (EEL) A+

Controls and Dimming

Dimmable No

Operating and Electrical

Input Frequency 50 to 60 Hz

Starting Time (Nom) 0.5 s

General Information

Cap-Base G5

Nominal Lifetime (Nom) 40000 h

Switching Cycle 50000X

Light Technical

Beam Angle (Nom) 160 °

Colour Rendering Index (Nom) 83

Llmf At End Of Nominal Lifetime (Nom) 70 %

Temperature

T-Ambient (Max) 45 °C

T-Ambient (Min) -20 °C

T-Storage (Max) 65 °C

T-Storage (Min) -40 °C

Approval and Application

Order Code	Full Product Name	Energy Consumption kWh/1000 h
929001131110	MASTER LEDtube 1200mm 13W840 G5 I	15 kWh
929001131210	MASTER LEDtube 1200mm 13W865 G5 I	15 kWh
929001154910	MASTER LEDtube 600mm 7.5W840 G5 I	9 kWh
929001155010	MASTER LEDtube 600mm 7.5W865 G5 I	9 kWh

Operating and Electrical

Order Code	Full Product Name	Voltage (Nom)	Power (Rated) (Nom)
929001131110	MASTER LEDtube 1200mm 13W840 G5 I	33 V	13 W
929001131210	MASTER LEDtube 1200mm 13W865 G5 I	33 V	13 W

Order Code	Full Product Name	Voltage (Nom)	Power (Rated) (Nom)
929001154910	MASTER LEDtube 600mm 7.5W840 G5 I	19 V	7.5 W
929001155010	MASTER LEDtube 600mm 7.5W865 G5 I	19 V	7.5 W

Light Technical

Order Code	Full Product Name	Colour Code	Correlated Colour	
			Temperature (Nom)	Luminous Flux (Nom)
929001131110	MASTER LEDtube 1200mm 13W840 G5 I	840	4000 K	1600 lm
929001131210	MASTER LEDtube 1200mm 13W865 G5 I	865	6500 K	1600 lm

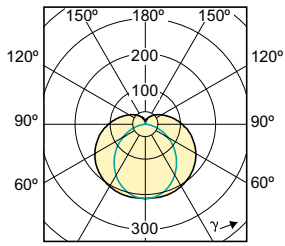
Order Code	Full Product Name	Colour Code	Correlated Colour	
			Temperature (Nom)	Luminous Flux (Nom)
929001154910	MASTER LEDtube 600mm 7.5W840 G5 I	840	4000 K	800 lm
929001155010	MASTER LEDtube 600mm 7.5W865 G5 I	865	6500 K	800 lm

Temperature

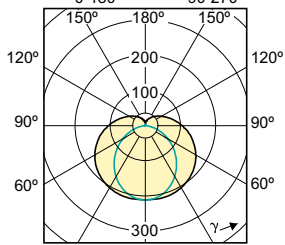
Order Code	Full Product Name	T-Case Maximum (Nom)
929001131110	MASTER LEDtube 1200mm 13W840 G5 I	50 °C
929001131210	MASTER LEDtube 1200mm 13W865 G5 I	50 °C
929001154910	MASTER LEDtube 600mm 7.5W840 G5 I	60 °C

Order Code	Full Product Name	T-Case Maximum (Nom)
929001155010	MASTER LEDtube 600mm 7.5W865 G5 I	60 °C

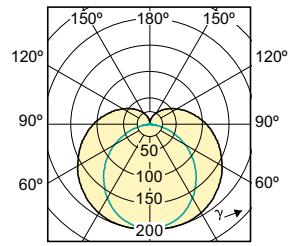
Essential LED tubes T5 Mains



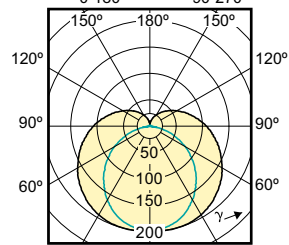
(cd/1000lm) 0°
— 0-180° — 90-270°



(cd/1000lm) 0°
— 0-180° — 90-270°



(cd/1000lm) 0°
— 0-180° — 90-270°



(cd/1000lm) 0°
— 0-180° — 90-270°

