



# The best LED replacement for HID and SON road lamps with MASTER - LED HID SON-T

## MASTER - LED HID SON-T

Philips MASTER - LED HID SON-T lamps are an easy LED solution with a short payback period to replace High-Intensity Discharge (HID) and High-Pressure Sodium (SON) lamps. MASTER - LED HID SON-T solutions bring the energy efficiency and long lifetime benefits of LED to HID replacement, providing instant savings for a low initial investment. With the right lamp size and light distribution, you can easily retrofit MASTER - LED HID SON-T lamps into existing SON and SON-T systems, enhancing the lighting quality with LED without changing the luminaire's ballast (for IF replacements) or reflector.

### Benefits

- Cost-saving lamps with short payback time
- Low initial investment
- Easy way to enhance lighting quality

### Features

- High energy efficiency
- Long lifetime of 50,000 hours
- Right size and light distribution for retrofits
- Direct LED replacement, no need to change the luminaire
- Pleasant white light with CRI70
- Surge protection 6KV

# MASTER - LED HID SON-T


## Application

- Road and Street
- Tunnel
- Parking Garages

## Warnings and Safety

- Please refer to the installation guide or consult a Philips Lighting representative for the wiring diagram and instructions.

## Versions



LEDTrueForce E40 55W

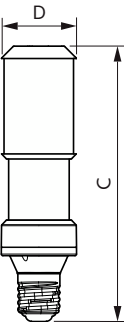


LED Trueforce LED Road 58-35W  
E27 others Clear 730 ND



LEDTrueForce E40 68W

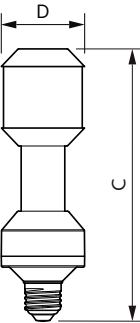
## Dimensional drawing



Product	D	C
MAS LED SON-T EM 12Klm 65W 740 E40	71 mm	262 mm
MAS LED SON-T EM 9Klm 50W 740 E40	71 mm	262 mm
MAS LED SON-T IF 10.8Klm 65W 727 E40	71 mm	262 mm

MASTER - LED HID SON-T

Dimensional drawing



Product	D	C
MAS LED SON-T EM 6Klm 34W 740 E27	61 mm	200 mm

General Information	
Switching Cycle	50,000
Nominal lifetime	70,000 hour(s)
Light Technical	
Color rendering index (CRI)	70
LLMF At End Of Nominal Lifetime (Nom)	70 %
Operating and Electrical	
Starting Time (Nom)	0.5 s
Temperature	
Ambient temperature range	-30 to +45 °C
Controls and Dimming	
Dimmable	No
Mechanical and Housing	
Bulb Finish	Clear

General Information

Order Code	Full Product Name	Cap-Base
44917600	MAS LED SON-T EM 9Klm 50W 740 E40	E40
44911400	MAS LED SON-T EM 6Klm 34W 740 E27	E27
44899500	MAS LED SON-T IF 10.8Klm 65W 727 E40	E40
44923700	MAS LED SON-T EM 12Klm 65W 740 E40	E40

Light Technical

Order Code	Full Product Name	Correlated Color		Luminous Flux
		Temperature (Nom)	Color Code	
44917600	MAS LED SON-T EM 9Klm 50W 740 E40	4000 K	740	9,000 lm
44911400	MAS LED SON-T EM 6Klm 34W 740 E27	4000 K	740	6,000 lm

Order Code	Full Product Name	Correlated Color		Luminous Flux
		Temperature (Nom)	Color Code	
44899500	MAS LED SON-T IF 10.8Klm 65W 727 E40	2700 K	727	10,800 lm
44923700	MAS LED SON-T EM 12Klm 65W 740 E40	4000 K	740	12,000 lm

Operating and Electrical

Order Code	Full Product Name	Input		Power
		Frequency	Line Frequency	Consumption
44917600	MAS LED SON-T EM 9Klm 50W 740 E40	50 to 60 Hz	50 to 60 Hz	50 W
44911400	MAS LED SON-T EM 6Klm 34W 740 E27	50 to 60 Hz	50 to 60 Hz	34 W

Order Code	Full Product Name	Input		Power
		Frequency	Line Frequency	Consumption
44899500	MAS LED SON-T IF 10.8Klm 65W 727 E40	50 Hz	50 Hz	65 W

MASTER - LED HID SON-T

Order Code	Full Product Name	Input	Power	
		Frequency	Line Frequency	Consumption
44923700	MAS LED SON-T EM 12Klm 65W 740 E40	50 to 60 Hz	50 to 60 Hz	65 W

Temperature

Order Code	Full Product Name	T-Case Maximum (Nom)
44917600	MAS LED SON-T EM 9Klm 50W 740 E40	52 °C
44911400	MAS LED SON-T EM 6Klm 34W 740 E27	59 °C

Order Code	Full Product Name	T-Case Maximum (Nom)
44899500	MAS LED SON-T IF 10.8Klm 65W 727 E40	55 °C
44923700	MAS LED SON-T EM 12Klm 65W 740 E40	55 °C

Mechanical and Housing

Order Code	Full Product Name	Bulb Shape
44917600	MAS LED SON-T EM 9Klm 50W 740 E40	T70
44911400	MAS LED SON-T EM 6Klm 34W 740 E27	T60

Order Code	Full Product Name	Bulb Shape
44899500	MAS LED SON-T IF 10.8Klm 65W 727 E40	T70
44923700	MAS LED SON-T EM 12Klm 65W 740 E40	T70

Approval and Application

Order Code	Full Product Name	Energy Consumption kWh/1000 h
44917600	MAS LED SON-T EM 9Klm 50W 740 E40	50 kWh
44911400	MAS LED SON-T EM 6Klm 34W 740 E27	34 kWh
44899500	MAS LED SON-T IF 10.8Klm 65W 727 E40	65 kWh
44923700	MAS LED SON-T EM 12Klm 65W 740 E40	65 kWh

