



# Philips TownTune Asymmetric - Extending the home feel onto the street

## TownTune Asymmetric DTC

Designed to enhance existing and scalable urban spaces, the Philips TownTune family offers all the latest lighting innovations in terms of performance, quality of light and connectivity. The family consists of four solutions: a Central Post Top (CPT), an Asymmetric Spigot Post Top / Side Entry version (ASY), a version with an extending Lyre post top bracket (Lyre), and a Central Post Top with a Conical Comfort Bowl (CCB). Each TownTune luminaire can be customized with a choice of different shapes on top of the housing, plus there's the option to add a decorative ring, which comes in two colors (excluding CCB). Design options that enable you to create your very own lighting signature and bring a distinctive identity to districts and cities. In addition, every luminaire in the TownTune family is uniquely identifiable, thanks to the Signify Service tag app. By simply scanning a QR code, placed inside the door of the mast or directly on the luminaire, you can instantly access the configuration of the luminaire. This makes maintenance and programming operations faster and easier and enables you to create your digital library of lighting assets and spare parts. TownTune also uses the Philips LEDGINE-O lighting platform, ensuring you always have the right amount and direction of light on your street. Furthermore, thanks to being system ready (SR), TownTune is also future proof. A solution that's ready to be paired with both standalone and advanced control and lighting software applications such as Interact City.

# TownTune Asymmetric DTC

## Benefits

- LEDGINE-O platform for great performance, choice color temperatures and light distributions
- Optimized Total Cost of Ownership (L-Tune for flux tuning, standalone controls e.g., LumiStep, Dynadimmer, CLO (Constant Light output), LineSwitch)
- Ready to pair with advanced systems and software applications e.g., Interact City
- Long lifetime: 100,000 hours @L85 and higher
- Easy access to gear, vandal resistant (IK10), high ingress protection (IP66)

## Features

- Simple design for easy integration into urban spaces, wide range of accessories for customization
- Suitable for new and retrofit installations
- Range of lumen packages (1200 to 12000 lm) and CCTs (2200K, 2700K, 3000K, 4000K)
- Dedicated bowl for visual comfort and comfortable lighting experiences
- Service tag for easy installation and maintenance

## Application

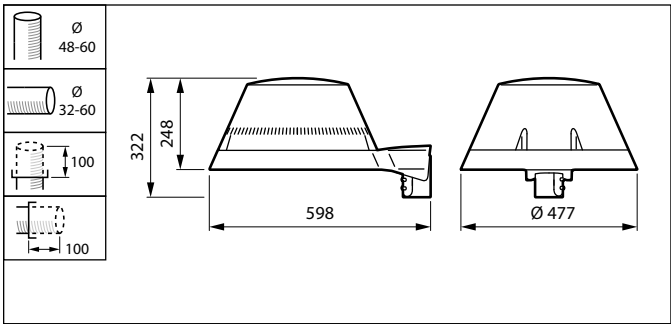
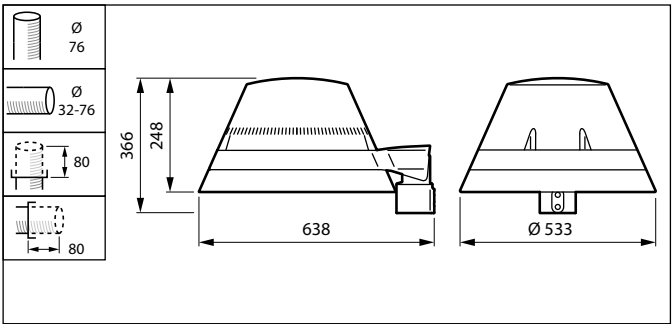
- Urban and residential areas
- Cycle paths, footpaths and pedestrian crossings
- City centers and squares
- Car parks

## Versions



TownTune ASY DTC BDP267

## Dimensional drawing




TownTune Asymmetric DTC

Product details



TownTune ASY BDP265



TownTune ASY BDP265



TownTune ASY BDP265



TownTune ASY BDP265



TownTune ASY DR BDP266



TownTune ASY BDP265

TownTune Asymmetric DTC

General Information	
CE mark	Yes
Driver included	Yes
Flammability mark	For mounting on normally flammable surfaces
Light source replaceable	Yes
Number of gear units	1 unit
Product family code	BDP267
Service tag	Yes
Light Technical	
Optical cover type	Polycarbonate bowl/cover UV-resistant
Standard tilt angle side entry	0°
Standard tilt angle posttop	-
Upward light output ratio	0
Controls and Dimming	
Dimmable	Yes
Mechanical and Housing	
Housing Color	Gray
Approval and Application	
Mech. impact protection code	IK09
Ingress protection code	IP66
Surge Protection (Common/Differential)	Philips standard surge protection level
Over Time Performance (IEC Compliant)	
Driver failure rate at 5000 h	0.5 %
Application Conditions	
Maximum dim level	10%

General Information

Order Code	Full Product Name	Lamp family code
49759000	BDP267 LED59-4S/830 II DW50 DR CLO LS-6	LED59
49763700	BDP267 LED24-4S/740 II DM33 CLO SRT SRB	LED24

Light Technical (1/2)

		Luminaire	Light	Correlated	
		light beam	source	Color	Color
Order Code	Full Product Name	spread	color	Temperature (Nom)	rendering index (CRI)
49759000	BDP267 LED59-4S/830 II DW50 DR CLO LS-6	12° - 29° × 152°	830 warm white	3000 K	>80

		Luminaire	Light	Correlated	
		light beam	source	Color	Color
Order Code	Full Product Name	spread	color	Temperature (Nom)	rendering index (CRI)
49763700	BDP267 LED24-4S/740 II DM33 CLO SRT SRB	4° - 58° × 149°	740 neutral white	4000 K	>70

Light Technical (2/2)

## TownTune Asymmetric DTC

Order Code	Full Product Name	Luminous Flux	Optic type outdoor
49759000	BDP267 LED59-4S/830 II DW50 DR CLO LS-6	4,536 lm	Distribution wide 50

Order Code	Full Product Name	Luminous Flux	Optic type outdoor
49763700	BDP267 LED24-4S/740 II DM33 CLO SRT SRB	1,932 lm	Distribution medium 33

### Operating and Electrical

Order Code	Full Product Name	Power Consumption
49759000	BDP267 LED59-4S/830 II DW50 DR CLO LS-6	43.5 W

Order Code	Full Product Name	Power Consumption
49763700	BDP267 LED24-4S/740 II DM33 CLO SRT SRB	15.8 W

